

**SPECIFICATIONS
FOR
WINDOW REPLACEMENT – ST. JOHN’S PARSONAGE
OFFICE OF HERITAGE AND CULTURAL FOUNDATION
633 PEARL STREET, ELIZABETH, COUNTY OF UNION, NEW JERSEY
BA#28-2017; UNION COUNTY ENGINEERING PROJECT #2014-017
MAY 2017**

**UNION COUNTY OFFICIALS
BOARD OF CHOSEN FREEHOLDERS**

Bruce H. Bergen, Chairman
Sergio Granados, Vice Chairman
Linda Carter, Freeholder
Angel G. Estrada, Freeholder
Christopher Hudak, Freeholder
Mohamed S. Jalloh, Freeholder
Bette Jane Kowalski, Freeholder
Alexander Mirabella, Freeholder
Vernell Wright, Freeholder

CLERK OF THE BOARD
James E. Pellettiere, RMC

COUNTY MANAGER
Alfred J. Faella

**DEPARTMENT OF ENGINEERING, PUBLIC WORKS AND
FACILITIES MANAGEMENT**
Joseph A. Graziano, Sr., CPWM, Director

**COUNTY ENGINEER
DIVISION OF ENGINEERING**
Thomas O. Mineo, P.E.
2325 South Avenue
Scotch Plains, New Jersey 07076
Telephone: (908) 789-3675
Fax: (908) 789-3674

PREPARED BY:
Netta Architects, L.L.C.
1084 Route 22, West
Mountainside, New Jersey 07076
T: 973-379-0006 F: 973-379-1061

**WINDOW REPLACEMENT – ST. JOHN’S PARSONAGE
OFFICE OF HERITAGE AND CULTURAL FOUNDATION
633 PEARL STREET, ELIZABETH, COUNTY OF UNION, NEW JERSEY
BA#28-2017; Union County Engineering Project #2014-017**

TABLE OF CONTENTS

Cover Sheet: County Officials
NB-1: Notice to Bidders

GENERAL SPECIFICATIONS

Definitions

- Section 1: BID FORM
- Section 2: WITHDRAWAL OF BID DUE TO MISTAKE
- Section 3: QUALIFICATIONS OF BIDDERS AND REQUIRED SUBMISSIONS
- Section 4: INTERPRETATIONS AND ADDENDA
- Section 5: OBLIGATION OF BIDDER TO INSPECT SITE AND CONTRACT DOCUMENTS
- Section 6: BID AND PERFORMANCE GUARANTEE
- Section 7: COMMENCEMENT AND COMPLETION
- Section 8: BIDDER AFFIDAVIT
- Section 9: CLASSIFICATION AND QUALIFICATION OF BIDDERS
- Section 10: UNCOMPLETED CONTRACTS (BUILDING PROJECTS ONLY)
- Section 11: BID SECURITY
- Section 12: LABOR AND MATERIALS
- Section 13: INSURANCE REQUIREMENTS
- Section 14: INDEMNIFICATION REQUIREMENTS
- Section 15: ROYALTIES AND PATENTS
- Section 16: PLANS AND SPECIFICATIONS
- Section 17: GUARANTEE AGAINST DEFECTIVE WORK
- Section 18: TRAFFIC AND STREET MAINTENANCE
- Section 19: CONTRACTOR’S EMPLOYEES
- Section 20: OWNERSHIP DISCLOSURES REQUIRED
- Section 21: NON-COLLUSION AFFIDAVIT
- Section 22: EQUAL EMPLOYMENT OPPORTUNITY COMPLIANCES
- Section 23: COMPLIANCE WITH NEW JERSEY PREVAILING WAGE ACT
- Section 24: BRAND NAME OR EQUAL
- Section 25: LINES AND GRADES
- Section 26: NUMBER OF WORKING DAYS
- Section 27: PROMPT PAYMENT OF CONSTRUCTION CONTRACTS (NJ Prompt Payment Act)
- Section 28: STOPPING WORK ON ACCOUNT OF BAD WEATHER
- Section 29: ACCESS FOR OTHER CONTRACTORS
- Section 30: CONDEMNED MATERIALS AND WORK
- Section 31: STORAGE
- Section 32: FINAL CLEAN UP
- Section 33: SUB-LETTING OF WORK
- Section 34: SAFETY
- Section 35: QUALITY, SAFETY AND PERFORMANCE STANDARDS
- Section 36: MATTERS NOT MENTIONED IN CONTRACT DOCUMENTS
- Section 37: PERMITS
- Section 38: CONTRACTOR TO PROVIDE PROOF OF PAYMENT
- Section 39: CHANGE ORDERS
- Section 40: SUPPLEMENTAL WORK
- Section 41: FORM OF CONTRACT
- Section 42: PROGRESS PAYMENTS
- Section 43: INSPECTION
- Section 44: DAMAGES
- Section 45: LIQUIDATED DAMAGES
- Section 46: AFFIRMATIVE ACTION REQUIREMENTS
- Section 47: INVESTMENT ACTIVITIES WITH IRAN

GENERAL SPECIFICATIONS CONTINUED

- Section 48: COMPLIANCE WITH THE PUBLIC WORKS CONTRACTOR REGISTRATION ACT
(N.J.S.A. 34:11-56.48 et seq)
- Section 49: UTILITIES
- Section 50: MATERIAL COMPLIANCE AND SHOP DRAWINGS
- Section 51: PRECONSTRUCTION
- Section 52: DISPUTES UNDER THE CONTRACT
- Section 53: ORDINANCE NO. 557-2002 ADOPTED ON SEPTEMBER 5, 2002
BY THE BOARD OF CHOSEN FREEHOLDERS
- Section 54: CONTRACTOR BUSINESS REGISTRATION CERTIFICATE
(New Mandatory Requirement – Effective 1/18/2010)
- Section 55: BID PROTEST - LEGAL FEES AND COSTS
- Section 56: AMERICAN GOODS AND PRODUCTS WHERE POSSIBLE
- Section 57: NEW JERSEY PAY-TO-PLAY REQUIREMENTS
- Section 58: STATEMENT OF EQUIPMENT TO BE USED IN CONSTRUCTION
- Section 59: NEW JERSEY SALES AND USE TAX REQUIREMENTS

BIDDING DOCUMENTS

- Bid Document Submission Checklist
- Bidding Documents
- Bid Form
- Consent of Surety
- Bidder Signature Page
- Bidder Disclosure Statement
- Subcontractor Identification Statement: List of Subcontractors
- Subcontractor Identification Certification
- Acknowledgement of Addendum
- Contractor Business Registration Certificate
- Affirmative Action Requirement
- Experience Statement
- Certificate of Bidder Showing Ability to Perform Contract
- Non-Collusion Affidavit
- Contractor Registration Advisement
- Americans with Disabilities Act
- Statement of Bidder's Qualifications
- Contractor Performance Record
- Affidavit Regarding List of Disbarred, Suspended or Disqualified Bidders
- Prior Negative Experience Questionnaire-Certification
- Contractor's Certification of Compliance - New Jersey Prevailing Wage Act
- Uncompleted Contracts Affidavit
- Certificate of Insurance Statement
- Collection of Use Tax on Sales to Local Governments Statement
- Time of Completion
- Disclosure of Investment Activities in Iran

NEW JERSEY PREVAILING WAGE DETERMINATION DOCUMENTS

SS - STANDARD SPECIFICATIONS SS-1

STANDARD FORM OF AGREEMENT BETWEEN OWNER AND CONTRACTOR AIA DOCUMENT A-101/2007
(Draft form until contract is awarded)

GENERAL CONDITIONS OF THE CONTRACT FOR CONSTRUCTION AIA DOCUMENT A-201/2007
(Draft form until contract is awarded)

**COUNTY OF UNION
NOTICE TO BIDDERS**

Sealed bids will be received by the director of the Division of Purchasing, or her designee, at the County of Union, New Jersey on June 13, 2017 at 10:30 a.m., prevailing time, in the 3rd Floor Conference Room, U.C. Administration Building, 10 Elizabethtown Plaza, Elizabeth, New Jersey for:

**WINDOW REPLACEMENT – ST. JOHN’S PARSONAGE
OFFICE OF HERITAGE AND CULTURAL FOUNDATION
633 PEARL STREET, ELIZABETH, COUNTY OF UNION, NEW JERSEY
BA#28-2017; UNION COUNTY ENGINEERING PROJECT #2014-017**

Bid Packages may be obtained at no charge by registering and downloading at <http://ucnj.org/bid-specs>. Bid Packages may also be obtained in person from the Division of Engineering at 2325 South Avenue, Scotch Plains, New Jersey 07076 between 8:30 a.m. and 4:00 p.m. weekdays upon payment of a non-refundable money order or bank check in the amount of \$275.00 made payable to the County of Union. No Personal / Company checks will be accepted. Requests for mailing of specifications will not be honored. For further information please call 908-789-3675.

A **pre-bid meeting** will be held on May 23, 2017 at 10:30 am. The meeting will be located at the St. John’s Parsonage Office of Heritage and Cultural Conference Room, 633 Pearl Street, Elizabeth, New Jersey. Specific questions regarding the project will be addressed at the pre-bid meeting.

Bidders on this project are required to be classified by the State of NJ, Division of Property Management and Construction (DPMC) under classification(s) # CO09 and CO24 as well as other documentary requirements in the INSTRUCTION TO BIDDERS found in the bid specification. If the Bidder himself does not have the required classification(s) as stated above, the Bidder must include and identify a subcontractor(s), of any tier, who has the required classification(s) in the List of Subcontractors.

The County reserves the right to reject any and all bids and to waive any and all informalities in the bid.

Bids shall be submitted in a sealed envelope and clearly marked with the subject of the bid, name and address of the bidder, phone & fax number, and date of the bid opening. Each bid must be delivered to reach the Division of Purchasing prior to the stated time of the opening of the bids. The County will not be responsible for late delivery by the U.S. Mail or any other carrier. If hand delivered, please note that parking and security access at the County Complex may cause delays and bidders should take them into consideration in order to submit a timely bid. **No** late bids will be accepted.

Bidders are required to comply with the requirements of N.J.S.A. 10:5-31 et seq. and N.J.S.A.C. 17:27.

Laura M. Scutari, QPA, MPA, Director of Purchasing

**UNION COUNTY BOARD
OF CHOSEN FREEHOLDERS**

We're Connected to You!

**UNION COUNTY BOARD OF CHOSEN FREEHOLDERS
INSTRUCTIONS TO BIDDERS AND FORMS**

DEFINITIONS

Wherever reference is made to the County, Title of Project, Bidder, or Vendor/Contractor they shall be as follows:

OWNER/COUNTY:

Union County Board of Chosen Freeholders
UC Administration Building, 6th Floor
10 Elizabethtown Plaza
Elizabeth, New Jersey 07207

ADDRESS BIDS AND SUBMIT TO:

Union County Division of Purchasing
UC Administration Building, 3rd Floor
10 Elizabethtown Plaza
Elizabeth, NJ 07207
Attn: Laura M. Scutari, QPA, MPA, Director, Division of Purchasing
Telephone: 908-527-4130
Facsimile: 908-558-2548

**TITLE OF PROJECT: WINDOW REPLACEMENT – ST. JOHN’S PARSONAGE
OFFICE OF HERTIAGE AND CULTURAL FOUNDATION
633 PEARL STREET, ELIZABETH, COUNTY OF UNION, NEW JERSEY**

BIDDER: Bidder shall be a single overall contract bidder

ARCHITECT: Netta Architects, L.L.C.
1084 Route 22, West
Mountainside, New Jersey 07076

COUNTY ENGINEER AND/OR CONSTRUCTION MANAGER (as applicable):

COUNTY ENGINEER:

Thomas O. Mineo, P.E.
Union County
Division of Engineering
2325 South Avenue
Scotch Plains, NJ 07076
Office: (908) 789-3675
Facsimile: (908) 789-3674
Email: tmineo@ucnj.org

GENERAL SPECIFICATIONS

1. BID FORM

Bids for this Work will be enclosed in a sealed envelope addressed to the Purchasing Division, County of Union, New Jersey, Union County Administration Building, 10 Elizabethtown Plaza, Elizabeth, New Jersey 07207, with the full name of the Project clearly marked on the outside. Refer to the sheet marked "Notice of Bid (Advertisement)" for the correct name of the Project. Bidders must submit their bids on the attached pricing sheet (Bid Form), in a sealed envelope addressed to the County and bearing on the outside: the name of the Bidder, Bidder's business address, and the title of the Project.

The Division of Purchasing will receive the bids for this Work at the Union County Administration Building, 10 Elizabethtown Plaza, Elizabeth, New Jersey on the date and time noted on the sheet marked "**Notice of Bid (Advertisement)**".

The County will not assume responsibility for bids forwarded by mail. It is the individual's responsibility to see that the bids are presented to the Purchasing Division at the time and at the place designated.

Bids will be accepted only on the Bid Form supplied. Bids on forms other than the original supplied herein will be rejected. The "complete" Bid Documents includes the Bid Bond, Bid Form, Bidder's Checklist, Consent of Surety, Ownership Disclosure Certification, Non-Collusion Affidavit, and any other documents noted in these Instructions to Bidders or Contract Document to be submitted with this Bid. (See AIA Owner/Contractor Agreement & General Conditions attached.)

The bidder will state in the bidding sheet the price per unit of measure for each scheduled Item of Work for which he will agree to carry out the Work, and the Total Bid Price for the construction of the Project.

The prices in the Bid Form shall be typed or written in pen and ink. Erasures or alterations must be initialed by the bidder in ink.

The bidding sheet for this Project may include a fixed amount as a Bid Allowance. If applicable, all bidders are required to add this fixed amount to their base bid and to include this additional amount in their Bid Bond. This sum will be included in the Contract as well as the performance, labor and materials bond. Payment by the County will be made to the Contractor from these funds only upon the completion of extra Work pursuant to a written Change Order(s) signed by the County's Engineer or his designee and the Contractor, prior to the commencement of such Work. Work commenced prior to written approval by the County shall be done at Contractor's risk. Such payment will only be in the amount agreed to by the parties, in writing in the Change Order(s). See Section 39, Change Orders, of these general specifications for further details.

Refer to Bid Document Submission Checklist for all required documents.

In the event there is a discrepancy between the unit price given and the extended total, the unit price will govern. Any discrepancies will be mathematically adjusted.

Insert applicable alternates, if any have been specified, applicable to the Bidder's Work. All alternates MUST be bid upon. Any Bidder's failure to do so will be deemed a material, non-waivable defect and shall render the bid nonresponsive. The Bidder shall clearly designate whether the change in price is an addition or subtraction, by using either a "+" sign or the word "addition", or in the alternative, a "-" sign or the word "minus". If there is no other change in price, the Bidder shall insert "NC" or "No Charge".

When two or more low bids are equal in all respects, awards will be made according to the provisions of N.J.S.A. 40A:11-6.1(d).

Where unit prices have already been established by the Contract Documents, the Bidder agrees that such unit prices shall prevail. All unit prices, whether filled in by the Bidder or established by the Contract Documents, shall become part of the Contract. No bid will be considered or award made, unless applicable unit prices, as required, are filled in.

The County reserves the right to reject any or all bids and also reserves the right to waive any informality in the bids received so long as said waiver is not of a response which is considered to be material and non-waivable pursuant to law.

The County of Union has the right to reject any and all bids from any bidder that is in, or contemplates bankruptcy of any chapter of nature. Said bidder shall notify the County, in writing, of any condition or knowledge of the same.

Conditional bids will not be accepted. Bids may be withdrawn prior to the advertised time for the opening of bids or authorized postponement thereof or in accordance with the provisions of N.J.S.A. 40A:11-23.3 discussed below. Bids received after the advertised time shall not be considered. Bidders shall be solely responsible for premature opening or late delivery of bids not properly marked, addressed, or directed.

2. WITHDRAWAL OF BID DUE TO MISTAKE

N.J.S.A. 40A:11-23.3 authorizes a bidder to request withdrawal of a public works bid due to a mistake on the part of the bidder. A mistake is defined by N.J.S.A. 40A:11-2(42) as a clerical error that is an **unintentional and substantial computational error or an unintentional omission of a substantial quantity of labor, material, or both, from the final bid computation.**

A bidder claiming a mistake under N.J.S.A. 40A:11-23.3 must submit a request for withdrawal, **in writing**, by certified or registered mail to Michael M. Yuska, QPA, Director, Division of Purchasing, County of Union, New Jersey, Union County

Administration Building, 10 Elizabethtown Plaza, Elizabeth, New Jersey 07207. The bidder must request withdrawal of a bid due to a mistake, as defined by the law, within five business days after the receipt and opening of the bids. Since the bid withdrawal request shall be effective as of the postmark of the certified or registered mailing, Michael M. Yuska, QPA, Director of the Division of Purchasing or his designee may contact all bidders, after bids are opened, to ascertain if any bidders wish to, or already have exercised a request to withdraw their bid pursuant to N.J.S.A. 40A:11-23.3.

A bidder's request to withdraw the bid **shall** contain evidence, including any pertinent documents, demonstrating that a mistake was made. Such documents and relevant written information shall be reviewed and evaluated by the County's designated staff pursuant to the statutory criteria of N.J.S.A. 40A:11-23.3.

The County will not consider any written request for a bid withdrawal for a mistake, as defined by N.J.S.A. 40A:11-2(42), by a bidder in the preparation of a bid proposal unless the postmark of the certified or registered mailing is within the five business days following the opening of bids.

3. QUALIFICATIONS OF BIDDERS AND REQUIRED SUBMISSIONS

The County may make such investigation as it deems necessary to determine the ability of the Bidders to perform the Work, which includes investigation of any and all subcontractors listed with the bid. The Bidder shall furnish any information and data for this purpose as the County may request.

4. INTERPRETATIONS AND ADDENDA

Any explanation desired by a bidder regarding the meaning or interpretation of the Contract Documents must be requested in writing to the County Engineer or Design Professional as the case may be and with reasonable time allowed for a reply to reach bidders before submission of their bids. Any interpretation or instruction made by the County Engineer will be in the form of an addendum to the Contract Documents or clarification and will be furnished to all prospective bidders. Oral explanations or instructions given before the award of the Contract will not be binding. Bidders are required to bring to the attention of the County Engineer, the discovery of any apparent ambiguity, inconsistency, error, discrepancy, omission in the Contract Documents for interpretation and correction at least ten (10) working days before opening of bids with the exception of Saturdays, Sundays and holidays.

All Addenda issued through the Offices of the County Engineer are amendments to the Contract Documents and shall be considered in preparing bids. Same shall become part of the Contract Documents.

Addenda take precedence over all earlier documents and over each other according to the latest date. Addenda unless themselves interpretive remain subject to interpretation the same as any other document incorporated in the Contract.

Addenda may be issued by the County Engineer up to seven (7) working days prior to the opening of bids. Failure of any bidder to receive an addendum shall not relieve such bidder from the obligation imposed by such addendum. Bidders are to keep themselves currently acquainted with the Contract Documents during the entire bidding period and make inquiry on their own initiative as to issuance of any Addenda. Receipts of all Addenda shall be acknowledged on the “*Acknowledgement of Receipt of Changes*” included in the bid package and must be submitted with the bid.

5. OBLIGATION OF BIDDER TO INSPECT SITE AND CONTRACT DOCUMENTS

At the time of the opening of bids, each Bidder will be presumed to have inspected the site(s) and to have read, and be thoroughly familiar with the Contract Documents. The failure or neglect of any Bidder to receive or examine any form, instrument, or document shall in no way relieve any Bidder from any obligation in respect to its bid.

The Bidder shall examine the contents of the Project Manual and the set of Drawings and assure itself that all pages of the Specifications, Drawings, and other Contract Documents are included in the documents obtained for bidding purposes. Should the Specifications, Drawings, and other Contract Documents be incomplete, the Bidder shall notify the County Engineer in writing, who will supply the Bidder with any missing pages of Specifications, Drawings, or other Contract Documents. The lack of such written notification by the Bidder will be construed as evidence that the Specifications, Drawings, or other Contract Documents supplied it for bidding purposes are full and complete and as a waiver of any subsequent claim to the contrary.

6. BID AND PERFORMANCE GUARANTEE

Each bidder must furnish a Bid Bond, Certified Check or Bank Cashier’s Check in the amount of ten percent (10%) of the Bid. Checks shall be drawn to the order of the County of Union, New Jersey, not to exceed \$20,000.

Each bidder must furnish with the bid a certificate from a Surety Company, i.e. Consent of Surety, stating that in the event of the contract being awarded to said bidder, such Surety Company will provide the Contractor with Bonds guaranteeing the faithful performance of the Work in accordance with the plans and specifications, and the payment for labor, materials, and all other indebtedness which may accrue on the account of this Work. A Performance, Labor and Materials bond will be furnished by the Contractor upon an award of Contract, and will be in the amount of 100% of the contract price.

A one-year Maintenance Bond will be required upon acceptance of the Project by the County in the amount as stated in Section 17 of the General Specifications. Bonds will be written by a firm authorized to issue the bonds under the laws of the State of New Jersey and be in a form acceptable to the County Counsel.

N.J.S.A. 40A:11-1.1 et. seq. allows the prime Contractor to furnish the Performance Security for his Subcontractors. The County of Union requires Performance Security to be furnished by the prime contractor for the entire job in the total amount of the contract.

The County of Union shall award the contract or reject all bids within sixty (60) days; except that the bids of any bidders who consent thereto may, at the request of the County be held for consideration for such longer periods as may be agreed.

The County will return all certified checks or cashier's checks after the proposals have been opened, read, tabulated and checked except those of the three (3) bidders who have bid the lowest total price for carrying out the Project. The County will return the checks of these bidders when a contract is awarded to the successful bidder within ten (10) days after the award of the contract.

If the successful bidder refuses or neglects to sign the said Agreement and furnish the required bonds, the Bid Bond will be held and used by the County to offset any damages for such refusal or neglect.

7. COMMENCEMENT AND COMPLETION

Work will not commence until a Notice to Proceed is received from the County Engineer.

Upon substantial completion of the Project, the Contractor must request a joint inspection with the County Engineer. Upon completion of this inspection, the County Engineer will prepare a list of incomplete or incorrect items (punch list) and have Contractor initial and date same. The Contractor shall rectify all deficiencies noted on the punch list within 30 calendar days of receipt of the list. The County Engineer may approve extensions for extenuating circumstances.

8. BIDDER AFFIDAVIT

All Bidders are required to complete, sign, and submit with their Bid, the attached "Affidavit Regarding List of Debarred, Suspended or Disqualified Bidders". (See form enclosed)

9. CLASSIFICATION AND QUALIFICATION OF BIDDERS

Pursuant to Ordinance Number 557-2002 as adopted by the County on September 5, 2002, all bidders on contracts for public works shall be classified and qualified in accordance with NJSA 40A:11-25 as well as NJSA 52:35-1 et. seq. (See Section 52 of the General Specifications)

This provision shall not apply to subcontractors.

10. UNCOMPLETED CONTRACTS (BUILDING PROJECTS ONLY)

The Bidder shall submit a current Classification/Prequalification Certificate and accompanying form(s) indicating the dollar amount of uncompleted contracts, and a notarized and itemized list of these uncompleted contracts in the form provided, with their bid. (See form enclosed)

11. BID SECURITY

All Bidders are required to submit a form of Bid Security with their bids.
(Bid Bond or Certified Funds)

The Bid Security shall be in the amount of ten percent (10%) of the Bid, but not in excess of Twenty Thousand Dollars (\$20,000.00), and payable to the order of the "County of Union."

12. LABOR AND MATERIALS

The prices will cover all costs of any nature incident to and growing out of the Work, including all labor, material, equipment, transportation, loss by damage or destruction of the Project, settlement of damages, and for replacement of defective work or materials. N.J.S.A. 54:32B-1 et seq. exempts all materials sold to the County of Union from sales or use taxes and should not be included in the prices provided on the Bidding Sheet.

13. INSURANCE REQUIREMENTS

The County of Union requires all contractors to be able to comply with the following insurance requirements. In the event a bid is accepted by the County, the contractor must accept the applicable insurance requirements, as set forth below, as part of any contract awarded to it by the County.

Contractor shall carry and maintain at all times while the contract is in full force and effect, the following insurance coverage with an insurance company or companies acceptable to the County, with limits not less than those shown below. A Certificate of Insurance, shall be filed with the County prior to commencement of any Work indicating the following:

- a) Commercial General Liability (CGL): Coverage for all operations including, but not limited to, contractual, products and completed operations, and personal injury with limits no less than \$5,000,000 per occurrence/\$10,000,000 aggregate. The County of Union, its Board of Chosen Freeholders, officers, employees, agents and servants shall be included as an additional insured. Coverage is provided on a primary and on-contributory basis to the County of Union, et al.

- b) Automobile Liability: Coverage for all owned, non-owned and hired vehicles with limits not less than \$5,000,000 per occurrence, combined single limits (CSL) or its equivalent.
- c) Workers Compensation: As required by the State of New Jersey and Employers Liability with limits not less than \$1,000,000 per accident for bodily injury or disease.
- d) Professional Liability (if design/build): Coverage with limits not less than \$1,000,000 per occurrence or claim, \$2,000,000 aggregate
- e) Contractor's Pollution Legal Liability and/or Asbestos Legal Liability and/or Errors & Omissions (if project involves environmental hazards): Coverage with limits no less than \$1,000,000 per occurrence or claim/\$2,000,000 aggregate.
- f) Builders Risk (for major renovations): During the course of construction utilizing an "All Risk" coverage form with limits equal to the completed value of the project and no coinsurance penalty provisions.

Where applicable, a waiver of subrogation in favor of the County of Union, its Board of Chosen Freeholders, officers, employees, agents, servants and the State of New Jersey is to be included in those policies of insurance where permitted by law.

Notice of Cancellation: Each insurance policy required above shall provide that coverage shall not be canceled, except with notice to the Entity.

Special Risks or Circumstances: The County reserves the right to modify these requirements, including limits, based on the nature of the risk, prior experience, insurer, coverage, or other special circumstances.

14. INDEMNIFICATION REQUIREMENTS

The County of Union requires all bidders to accept the following indemnification requirements in the event the County accepts their bid. The Contract awarded by the County to the successful bidder will contain the following provision:

"To the fullest extent permitted by law the Contractor shall indemnify and hold harmless the owner and the owner's consultants, agents, representatives, and employees from and against any and all claims, damages, losses, costs, and expenses, including, but not limited to attorneys' fees, legal costs and legal expenses arising out of or resulting from the performance of the Contractor's work under this contract, provided that such claim, damage, loss, cost, or expense is attributable to bodily injury, sickness, disease or death, or to injury to or destruction of tangible property (other than the work itself) caused or alleged to be caused by the negligent acts, negligent omissions, and/or fault of the Contractor, anyone directly or indirectly employed or retained by the Contractor,

or anyone for whose acts the Contractor may be liable regardless of whether caused in part by the negligent act or omission of a party indemnified hereunder provided it is not caused by the sole negligence of a party indemnified hereunder. Contractor shall further indemnify and hold harmless the County and the County's consultants, agents, representative, and employees from and against any and all claims, damages, losses, costs, and expenses, including, but not limited to attorneys' fees, legal costs and legal expenses, arising out of or resulting from performance of the work, provided that such claim, damage, loss, cost, or expense is attributable to bodily injury, sickness, disease or death, or to injury to or destruction of tangible property (other than the work itself) caused or alleged to be caused by the negligent acts, negligent omissions, and/or fault of the County or the County's consultants, agents, representatives, or employees and arises out of this project and provided such claim, damage, loss, cost, or expense is not caused by the sole negligence of a party indemnified hereunder."

15. ROYALTIES AND PATENTS

The Contractor shall pay all royalties and license fees. He shall defend all suits or claims for infringement of any patent rights and shall hold the County harmless from loss on account thereof.

16. PLANS AND SPECIFICATIONS

In carrying out the Work, the plan(s) and the specifications will be followed by the Contractor. Minor alterations in the plan may be made or permitted by the County Engineer from time to time and, if no additional Work is necessary, there will be no additional charge for carrying out such minor alterations.

The Contractor shall provide the County Engineer a set of reproducible as-built drawings upon completion of the Project. The Contractor shall maintain an updated construction progress plan in the Project field office at all times.

When applicable, The New Jersey Department of Transportation Standard Specifications for Road and Bridge Construction, as amended, and Supplemental Specifications for State Aid Projects, herein after referred to as the "Standard Specifications", are made a part of these specifications and contract for the improvements, and will govern the construction of this Project, the material used and the execution of this Project, except as revised and modified herein. The references to these specifications are given herein for the purpose of aiding in the rapid location of the description of the various items herein specified. The entire Work must be carried on and completed to the satisfaction of the County. The Standard Specifications are amended as follows:

"Any reference to the Commissioner, Department, Department Laboratory, Engineer or Inspector should be redefined to be the County of Union".

17. GUARANTEE AGAINST DEFECTIVE WORK

Prior to final payment being made or before the release of the performance security required by Section 3 above, the Contractor and Surety shall execute and deliver to the County an original Maintenance Bond with an original signature and seal having a penal sum equal to:

- A) One hundred percent (100%) of the final adjusted Contract amount, if such amount is \$50,000.00 or less;
- B) Fifty percent (50%) of the final adjusted Contract amount, if such amount be greater than \$50,000.00 but less than \$250,000.00; and,
- C) Twenty-five percent (25%) of the final adjusted contract amount, if such amount is \$250,000.00 or more.

The Bond and Surety shall be satisfactory to the Union County Counsel. The Surety shall hold a Certificate of Authorization to do business in the State of New Jersey and shall conform to P.L. 1995 c.384, codified as N.J.S.A. 2A:44-143, 144. The Surety Disclosure Statement and Certification required by N.J.S.A. 2A: 44-143, 144, shall be attached to the Bond. Such Maintenance Bond shall remain in full force and effect for a period of one (1) year from the date of Final Completion. Such Maintenance Bond shall also provide that the Contractor and the Surety guarantee to replace for the said period of one (1) year from the date of Final Completion, all Work performed and/or all materials furnished that were not performed or were not furnished in accordance to the terms and performance requirements of the Contract Documents, and will make good any defects thereof which become apparent before the expiration of one (1) year. If, during that period, any part of the Project, in the judgment of the Engineer, is found defective, the Contractor will repair or replace same within five (5) days of receipt of notice from the County Engineer. If the Contractor refuses or neglects to do such Work in the time specified, the County Engineer may have the Work done by others and the Contractor or his Surety thereof will pay the cost.

The Contractor will furnish the County a Maintenance Bond for a percentage of the final adjusted contract price, as stated above. The one (1) year period will start the day of Final Completion of Project by the County. Final payment is conditional on the receipt of a maintenance bond in a form acceptable to County Counsel.

18. TRAFFIC AND STREET MAINTENANCE

The Work must be started and performed by the Contractor in such a manner as to minimize delays to the traveling public. It must be completed in a timely fashion, with little or no inconvenience to traffic and pedestrians, where such inconvenience may be avoided.

All municipal, county, and state roadways shall remain open to traffic unless otherwise provided for in the technical specifications.

If modified traffic patterns are authorized in order to provide a safe working or traveling environment, the Contractor is responsible for providing all equipment, barrels, cones, signs, and barricades to implement the work zone and detours, unless otherwise specified in the technical specifications. All work zones and detours shall be established in accordance with the technical plans and specifications if provided or in strict compliance with the current version of the Manual for Uniform Traffic Control Devices (MUTCD). The Contractor shall obtain approval for these work zones and detour plans from the Municipal Police or applicable police agency and the Union County Bureau of Traffic Maintenance prior to implementation.

All traffic control plans shall provide for safe movement of vehicular, bicycle, and pedestrian traffic. Particular attention shall be given to requirements of the Americans with Disabilities Act.

No portion of any street or alleyway may be used for the storage of any materials or equipment without the approval of the Municipal Police or other applicable police agency. Sidewalks, gutters, drains, fire hydrants and private drives shall be maintained for their intended use unless specifically approved by the County Engineer.

Upon suspension of Work, at the end of the day or for protracted periods, the Contractor shall remove all rubbish and materials from the Work site to the approved storage/staging location. All road cuts, saw cuts, and trenches that may pose hazard to vehicular, pedestrian, or bicycle traffic, to include handicapped users, shall be filled to the surface of the roadway or sidewalk. At no time will steel plates or settled trenches be allowed at the daily suspension of Work, unless specifically approved by the County Engineer.

Use of Traffic Control Officers shall be determined by the County in accordance with the provisions of N.J.S.A. 40A:11-23.1(c). If applicable to the Project, the County shall have provided an allowance for same as set forth in the Bid Form.

With respect to pedestrian traffic, the Contractor shall install signs restricting access of the general public and, as necessary, Union County employees to the area of construction. The Contractor shall provide safe access to required areas and place physical barriers to restricted areas. These barriers may range from caution tape to actual barriers, at the direction of the County Engineer.

19. CONTRACTOR'S EMPLOYEES

The Contractor must employ only suitable and competent labor in the Work, and must remove from the Work any incompetent, unsuitable, or disorderly person upon complaint from the County Engineer.

The parties to any contract resulting from this proposal do hereby agree that the provisions of N.J.S.A. 10:2-1 through 10:2-4 (discrimination in employment on public works contracts): 34:11-56.25 et seq. (payment of prevailing rate of wages determined pursuant to N.J.S.A. 34:11-56.30 by the Commissioner), and the Rules and Regulations promulgated pursuant thereto, are hereby made a part of any contract and are binding upon them.

There will be no discrimination against any employee who is employed in the Work to be covered by any contract resulting from this bid because of age, race, creed, color, national origin, ancestry, marital status or sex.

Any person, firm, or corporation violating the provisions of this Section will be deemed and judged a disorderly person.

20. OWNERSHIP DISCLOSURES REQUIRED

Pursuant to P.L. 1977, N.J.S.A. 52:25-24.2, the Bidder shall submit with its Bid, or prior to receipt of bids, a statement setting forth the names and addresses of all stockholders in the corporation or partnership bidding who own ten percent (10%) or greater interest therein. (See forms attached)

21. NON-COLLUSION AFFIDAVIT

The Bidder shall submit with its bid either the attached completed "Non-Collusion Affidavit" or a statement of non-collusion with verbiage similar to same.

22. EQUAL EMPLOYMENT OPPORTUNITY COMPLIANCES

The successful bidder shall be required to complete and submit an Initial Project Workforce Report, New Jersey Department of Treasury Form AA-201, upon notification of award. Failure to submit this completed form may result in the Contract being terminated.

The successful bidder shall also be required to submit a copy of its Monthly Project Workforce Report, New Jersey Department of Treasury Form AA-202, to the New Jersey Department of Treasury's Division of Public Contracts Equal Employment Opportunity Compliance and to the Board.

23. COMPLIANCE WITH NEW JERSEY PREVAILING WAGE ACT

The County of Union, in order to fulfill the requirements of N.J.S.A. 34:11-56a.25 et seq, requires that the following additional conditions be strictly followed. The bidders represent that he is not listed or is not on record in the Office of the Commissioner or the Department of Labor and Industry as one who failed to pay prevailing wages in

accordance with the provisions of this Act. The bidder agrees to the inclusion of a contract provision upon award which specifically requires said Contractor to fully comply with each and all of the requirements of the aforesaid Act as it relates to prevailing rates of wages on public contracts as set forth in the New Jersey Prevailing Wage Act, P.L. 1963, Chapter 150 and P.L. 1974, Chapter 64.

A Copy of the Prevailing Wage Rates is attached for your reference. Applicable rates are those wages and fringe benefit rates in effect on the date the contract is awarded. All predetermined rate increases listed at the time the contract award must also be paid, beginning on the dates specified. Rates may change between the time of issuance of this determination and the award of the public works contract. Therefore, prior to the award of the contract, verification must be made with the Public Contracts section, to insure that the rates contained in this determination are still prevailing.

The Contractor agrees to abide and be bound by each and all of the said statutory provisions with respect to the payment of prevailing rates of wages, and acknowledges that the County reserves the right to terminate the Contractor's (or his subcontractors') right to proceed with the scope of Work, or such portion thereof that relates to the failure to pay prevailing rates of wages. In such event or under the terms of N.J.S.A. 34:11-56.27, the Contractor and his surety will be liable to the County of Union for any excess costs occasioned by such a violation.

The Contractor or subcontractors for this Project will post the Prevailing Wage Rates for each craft and classification involved as determined by the Commissioner of Labor and Industry, including the effective date of any changes thereof, in prominent and easily accessible places at the site of the Work or at such place or places as are used by them to pay workmen their wages.

The County of Union requires a copy of payroll records from the Contractor and subcontractors. Payroll records shall be submitted with each voucher request for payment. Prevailing wage rates may be obtained from the New Jersey Labor, Division of Workplace Standards, Public Contracts Section, (609-292-2259).

In addition to compliance with the New Jersey Prevailing Wage Act, the County requires compliance with procedures established by Resolution No. 2014-0408 adopted by the Union County Board of Chosen Freeholders on May 8, 2014. The resolution is furnished in Section 53 of these General Specifications.

UNION LABOR IS PREFERRED ON ALL COUNTY WORK

The foregoing reference to specific laws will not be deemed to be a limitation of obligation of the Contractor to perform his obligations in full compliance with the provisions and requirements of all federal and state statues and local ordinances applicable to the Work to be done under the contract.

It is agreed and understood that any contracts and/or orders placed as a result of this proposal will be governed and construed and the rights and obligations of the parties hereto will be determined in accordance with the laws of the State of New Jersey.

Upon completion of the Work, the Contractor will furnish a Certification of Compliance with the New Jersey Prevailing Wage Act. The certificate in a form acceptable to County Counsel is a condition of the final payment. (See form attached)

24. BRAND NAME OR EQUAL

When the Specifications, Forms, and other Contract Documents use “brand name or equivalent” or similar language, the listed brand name shall serve as a reference or point of comparison for the functional or operational characteristic desired for the goods or services being requested. Where a bidder attempts to submit an equivalent product for a brand name, it shall be the responsibility of the bidder to fully describe and document the product to be provided with the bid in order to establish the equivalence claim.

- A. If the Bidder proposes to offer substitute goods as an equal to those specified herein, the bidder shall so indicate with the Bid Proposal. For the purposes of this paragraph, a proposed item shall be considered equal to goods specified herein if:
 - 1. The County, in its sole discretion, determines that: (i) the goods conform substantially, even with deviations, to the brand name goods specified herein; (ii) the goods are equal to or greater than the brand name goods specified herein in terms of quality, durability, functionality, appearance, strength and design; (iii) the goods are capable, at least as well as the brand name goods specified herein, or performing with existing equipment; and (iv) the goods do not cost the County more than the brand name goods specified herein costs the County.

- B. To offer substitute goods as an equal to those specified herein, it is necessary that:
 - 1. The Bidder submits sufficient information with its bid to permit the County to determine that the goods are equivalent to the brand name goods specified herein, including, but not necessarily limited to the brand, catalog number and specifications/data sheets;

2. The Bidder fully identifies and describes the variations of the goods from the brand name goods specified herein on a separate sheet that is to be submitted with the bid proposal. Bidder's literature WILL NOT suffice in explaining exceptions to these specifications.
 3. The Bidder certifies that the goods (i) are similar in substance to the brand name goods specified, and (ii) are suited to the same use as the item specified;
- C. The County shall be allowed a reasonable time within which to evaluate the Bidder's proposal to offer substitute goods as an equal to those specified herein. The County shall be the sole judge of acceptability. No "or-equal" goods shall be ordered, delivered, assembled, set-up or utilized until the County's evaluation is complete. The County's determination as to equivalency shall be deemed final and absolute.

In the event the Bidder does not provide sufficient supporting documentation with the bid, it will be presumed and required that the brand name goods and services as described in the specifications will be provided.

25. LINES AND GRADES

Normally, horizontal and vertical control points will be provided in the technical specifications. All other surveying will be the responsibility of the Contractor unless otherwise noted.

26. NUMBER OF WORKING DAYS

In accordance with NJSA 40A:11-17, the Work for the within Project shall be completed as specified on the Time of Completion Form. See form attached.

There shall be taken a deduction from the contract price, or any wages paid by the County, to any inspector(s) necessarily employed by it on the Work, for any number of days in excess of the number allowed in the specifications.

27. PROMPT PAYMENT OF CONSTRUCTION CONTRACTS (NJ Prompt Payment Act)

Pursuant to NJSA 2A:30A-1 et. seq., payment to the Contractor, other than for Work done pursuant to a contact allowance, where applicable, shall be processed and paid as follows:

1. All contractor bills shall be either approved for payment, or notice provided as to why the bill or any portion of it will not be approved by the representative(s) of the governing body no later than the public meeting following 20 calendar days of the billing date as defined in the statute.
2. If the billing is approved, said bill shall be paid in the payment cycle following the meeting.

28. STOPPING WORK ON ACCOUNT OF BAD WEATHER

Work must only be performed in weather suitable for the type of construction planned or underway. Extremes in temperature, humidity, precipitation, evaporation, etc. can detrimentally affect the constructed product. Refer to the Standard and Technical Specifications for specific items.

29. ACCESS FOR OTHER CONTRACTORS

The Contractor for this Work will give proper access to other contractors who may be employed upon the Project and must not hinder or delay unnecessarily any Work that may be progressing under other contracts.

30. CONDEMNED MATERIALS AND WORK

Any materials and or part of the Work that may be condemned by the County Engineer will be removed and replaced by the Contractor or otherwise rectified, as may be directed by the County Engineer. No payment will be made upon the Work until such faulty work has been made good as may be directed. In the event the Contractor refuses or neglects to make good such faulty work, he will be deemed to have abandoned the contract and proceedings may be taken against him as provided herein.

31. STORAGE

In the event that it is necessary for the Contractor to stockpile or store materials or equipment on the job site, the Contractor shall inform the County of such necessity and the County may offer available space, if any, for storage of such materials or equipment. The Contractor shall use said space only for such purpose. Any and all materials which may be stored in such space or which may be brought onto the job site at any time by the Contractor will be at the Contractor's sole risk. The County will not be responsible for loss of or damage to said materials or equipment for any cause whatsoever. The Contractor shall take necessary measures to protect any such storage area and shall be responsible for any and all damages.

32. FINAL CLEAN UP

Upon completion of the Work, the Contractor will remove all equipment, unused materials, rubbish, etc., and will repair, or replace in an a manner acceptable to the County Engineer, all areas that may have been damaged in the prosecution of the Work. Same shall be a condition precedent to final payment. Should said Contractor fail to comply with this requirement, the County shall undertake the clean-up with its own forces and charge the cost of same against the Contractor's contract balance.

33. SUB-LETTING OF WORK

Except for the List of Subcontractors, pursuant to NJSA 40A:11-16 (See form attached), no portion of the Work will be sublet by the Contractor to any other entities, except with the consent of the County Engineer. A complete list of subcontractors must be submitted to the County Engineer at the preconstruction meeting. If the job does not warrant a preconstruction meeting, the Contractor must submit such list prior to the start of Work.

All Subcontractors will be subject to NJSA 34:11-56 et al.

N.J.S.A. 40A:11-16 requires the bidder to list in the bid sheets the name or names of all subcontractors involved in the following types of Work: plumbing and gas fitting and all kindred work, steam and hot water heating, ventilating apparatus, steam power plants and kindred work, electrical work, ornamental iron work, and structural steel. In addition, the County may require the identification of specific additional subcontractors. If these trades are expected to be part of the contract, such subcontractors should be listed on the "Subcontractor Identification Statement List of Subcontractors" and Bidder shall certify same on the accompanying sheet titled "Subcontractor Identification Certification". (See forms attached) **Bidder's failure to submit these two forms shall be considered a material defect and result in rejection of Bidder's bid.** Substitutions of any listed subcontractors pursuant to NJSA 40A:11-16 will not be permitted except with the consent of the County Engineer.

34. SAFETY

The Contractor shall observe all rules and regulations of the Federal, State, and local health officials. Attention is directed to Federal, State, and local laws, rules, and regulations concerning construction safety and health standards. The Contractor shall not require any worker to work in surroundings or under conditions that are unsanitary, hazardous, or dangerous to the worker's health or safety.

The Contractor shall admit to the site, without delay and without the presentation of an inspection warrant, any inspector of OSHA or other legally responsible agency involved in safety and health administration upon presentation of proper credentials.

The Contractor shall make available to the Contractor's employees, subcontractors, the County Engineer, and the public, all information pursuant to OSHA 29 CFR Part 1926.59 of The Hazard Communication Standard 29 CFR 1910.1200, and shall also maintain a file on each job site containing all Material Safety Data Sheets (MSDS) for products in use at the Project. These Material Safety Data Sheets shall be made available to the Engineer upon request.

The Contractor shall at all times conduct the Work to provide for the safety and convenience of the general public and protection of persons and property. The safety provisions of applicable laws, OSHA regulations, building and construction codes, and the rules and regulations of the New Jersey Department of Labor and Commerce shall be observed.

35. QUALITY, SAFETY AND PERFORMANCE STANDARDS

All goods and services must be constructed and provided with the highest quality materials and workmanship. It is the intent of these specifications that only equipment equal to, or exceeding, the standard specified will be acceptable in order to protect the safety of the occupants of the Building.

36. MATTERS NOT MENTIONED IN CONTRACT DOCUMENTS

Any Work, material, or method, not specifically described in these specifications, but shown upon the plans of the Work, will be carried out as shown on said plan.

37. PERMITS

The Contractor will obtain all necessary permits required by law and provide the County with necessary approvals prior to commencement of permitted Work.

38. CONTRACTOR TO PROVIDE PROOF OF PAYMENT

Upon the completion of the Work, the Contractor will furnish a General Release as proof that all claims for labor, materials, etc., have been settled by the Contractor. The General Release, in a form acceptable to County Counsel, is a condition of final payment.

39. CHANGE ORDERS

Change Order Procedures shall comply with *N.J.A.C. 5:30-11.1 et seq.*, "Change Orders and Open End Contracts" and subsequent provisions of the New Jersey Administrative Code.

40. SUPPLEMENTAL WORK

In case any supplemental work is necessary, it will be performed by the Contractor at a price fixed by agreement between the Contractor and the County

Engineer and approved by the County as specified in Section 38. The Contractor will do no supplemental work on any character, for which the Contractor will demand pay, except upon the written order of the County.

41. FORM OF CONTRACT

Contracts will be let on the attached Form of Agreement Between County (“Owner”) and Contractor (AIA 101), and General Conditions (AIA 201), as supplemented.

The Contract will be subject to all statutory provisions on the matter of Public Works, Public Contracts, The Law Against Discrimination, the Laws Governing Affirmative Action and Prevailing Rates of Wages under the laws of New Jersey.

The Agreements shall be executed by both parties not later than twenty-one (21) days from the date of the award by the County (Sundays and holidays excluded); however, such time frame may be extended by agreement of the parties.

42. PROGRESS PAYMENTS

Monthly progress payments will be made based on the value of labor and materials incorporated in the Work and of materials suitably stored at the site. An itemized schedule of values shall be submitted with each Application for Payment.

(Refer to the Owner/Contractor Agreement for Retainage and other conditions pertaining to payment and the application of NJSA 2A:30A-1 et. seq.)

All Applications for Payment shall be accompanied by paid invoices for materials incorporated in the Work and for materials suitably stored at the site, and affidavit(s) by Subcontractors whose Work was included in the next to the last application to the effect such Work and such materials have been paid for.

No payment shall be made without Contractor having provided all submittals set forth in this Section, and the approval of same by the County.

For contracts exceeding \$100,000.00, monthly payments will be made on the Work to the extent of 98% of the value of the Work done which is considered to be retainage.

For contracts less than \$100,000.00, monthly payments will be on the Work to the extent of 90% of the value of the Work done. In lieu of the retainage, the Contractor will, at his option, deposit with the County Counsel negotiable bearer bonds of the State of New Jersey or any political subdivision thereof, equal to the amount otherwise withheld as retainage.

When the Project is completed, the final cost of the Project will be based on actual quantities of authorized Work done under each item scheduled in the bidding sheet and approved Change Orders, if any. The money due to the Contractor as determined by said final certificate after deduction of previous monthly payments on account, will be paid to the Contractor in accordance with the terms of the contract dealing with Prompt Payment, providing, however that before such final payment is made, all outstanding claims against the Contractor must be satisfied. Before final payment is released, the Contractor must furnish: **a)** Maintenance Bond (see Section 17 of these general specifications); **b)** Certification of Compliance, New Jersey Prevailing Wage Act (see Sections 23 & 53); and **c)** General Release (see Section 38) in a form satisfactory to County Counsel; **d)** complete set of as-built plans in the latest AutoCad on compact disc; and **e)** a complete set of in-progress photos in jpg, jpeg, or bmp digital format on a compact disc.

43. INSPECTION

The Work must be done in accordance with the plans and specifications, and will be inspected by the County Engineer. An inspector may be placed upon the Work at any time by the County Engineer to see that the plans, specifications, and instructions of the County Engineer are carried out. In connection herewith, bidders are referred to N.J.S.A. 40A:11-17.

44. DAMAGES

The Contractor will be held responsible for all damages that may occur to Work, or to persons or property by reason of the nature of the Work or from the elements, or by reason of inadequate protection of the Work, or from any carelessness or negligence on his part or on the part of his employees. The County will withhold payments on the Work until all suits or claims for damages sustained on, or by reason of, this Work will have been settled by the Contractor.

The construction and final completion of this Work will be guaranteed by the Contractor. Any damages that may be done to the Work or any part thereof, by the elements or otherwise, during its construction, will be made good by the Contractor.

45. LIQUIDATED DAMAGES

If the Project is not completed within the time specified herein or within such further time as may have been granted by the County Engineer, then the Contractor hereby agrees to pay to the County as liquidated damages, but not as a penalty, \$1,000.00 per day for each and every calendar day that he is in default on time to complete the Work. The said sum will be deducted from moneys due the Contractor and if the damages exceed this amount, then the Contractor or his Surety Company will pay the excess. These damages may be waived at the option of the County.

46. AFFIRMATIVE ACTION REQUIREMENTS

EXHIBIT B (Revised 4/10)

MANDATORY EQUAL EMPLOYMENT OPPORTUNITY LANGUAGE N.J.S.A. 10:5-31 et seq. (P.L. 1975, C. 127) N.J.A.C. 17:27

CONSTRUCTION CONTRACTS

During the performance of this contract, the contractor agrees as follows:

The contractor or subcontractor, where applicable, will not discriminate against any employee or applicant for employment because of age, race, creed, color, national origin, ancestry, marital status, affectional or sexual orientation, gender identity or expression, disability, nationality or sex. Except with respect to affectional or sexual orientation and gender identity or expression, the contractor will ensure that equal employment opportunity is afforded to such applicants in recruitment and employment, and that employees are treated during employment, without regard to their age, race, creed, color, national origin, ancestry, marital status, affectional or sexual orientation, gender identity or expression, disability, nationality or sex. Such equal employment opportunity shall include, but not be limited to the following: employment, up-grading, demotion, or transfer; recruitment or recruitment advertising; layoff or termination; rates of pay or other forms of compensation; and selection for training, including apprenticeship. The contractor agrees to post in conspicuous places, available to employees and applicants for employment, notices to be provided by the Public Agency Compliance Officer setting forth provisions of this nondiscrimination clause.

The contractor or subcontractor, where applicable will, in all solicitations or advertisements for employees placed by or on behalf of the contractor, state that all qualified applicants will receive consideration for employment without regard to age, race, creed, color, national origin, ancestry, marital status, affectional or sexual orientation, gender identity or expression, disability, nationality or sex.

The contractor or subcontractor will send to each labor union, with which it has a collective bargaining agreement, a notice, to be provided by the agency contracting officer, advising the labor union or workers' representative of the contractor's commitments under this act and shall post copies of the notice in conspicuous places available to employees and applicants for employment.

The contractor or subcontractor, where applicable, agrees to comply with any regulations promulgated by the Treasurer, pursuant to N.J.S.A. 10:5-31 et seq., as amended and supplemented from time to time and the Americans with Disabilities Act.

When hiring or scheduling workers in each construction trade, the contractor or subcontractor agrees to make good faith efforts to employ minority and women workers in each construction trade consistent with the targeted employment goal prescribed by N.J.A.C. 17:27-7.2; provided, however, that the Division may, in its discretion, exempt a contractor or subcontractor from

compliance with the good faith procedures prescribed by the following provisions, A, B and C, as long as the Division is satisfied that the contractor or subcontractor is employing workers provided by a union which provides evidence, in accordance with standards prescribed by the Division, that its percentage of active "card carrying" members who are minority and women workers is equal to or greater than the targeted employment goal established in accordance with N.J.A.C. 17:27-7.2. The contractor or subcontractor agrees that a good faith effort shall include compliance with the following procedures:

(A) If the contractor or subcontractor has a referral agreement or arrangement with a union for a construction trade, the contractor or subcontractor shall, within three business days of the contract award, seek assurances from the union that it will cooperate with the contractor or subcontractor as it fulfills its affirmative action obligations under this contract and in accordance with the rules promulgated by the Treasurer pursuant to N.J.S.A. 10:5-31 et. seq., as supplemented and amended from time to time and the Americans with Disabilities Act. If the contractor or subcontractor is unable to obtain said assurances from the construction trade union at least five business days prior to the commencement of construction work, the contractor or subcontractor agrees to afford equal employment opportunities minority and women workers directly, consistent with this chapter. If the contractor's or subcontractor's prior experience with a construction trade union, regardless of whether the union has provided said assurances, indicates a significant possibility that the trade union will not refer sufficient minority and women workers consistent with affording equal employment opportunities as specified in this chapter, the contractor or subcontractor agrees to be prepared to provide such opportunities to minority and women workers directly, consistent with this chapter, by complying with the hiring or scheduling procedures prescribed under (B) below; and the contractor or subcontractor further agrees to take said action immediately if it determines that the union is not referring minority and women workers consistent with the equal employment opportunity goals set forth in this chapter.

(B) If good faith efforts to meet targeted employment goals have not or cannot be met for each construction trade by adhering to the procedures of (A) above, or if the contractor does not have a referral agreement or arrangement with a union for a construction trade, the contractor or subcontractor agrees to take the following actions:

(1) To notify the public agency compliance officer, the Division, and minority and women referral organizations listed by the Division pursuant to N.J.A.C. 17:27-5.3, of its workforce needs, and request referral of minority and women workers;

(2) To notify any minority and women workers who have been listed with it as awaiting available vacancies;

(3) Prior to commencement of work, to request that the local construction trade union refer minority and women workers to fill job openings, provided the contractor or subcontractor has a referral agreement or arrangement with a union for the construction trade;

(4) To leave standing requests for additional referral to minority and women workers with the local construction trade union, provided the contractor or subcontractor has a referral agreement or arrangement with a union for the construction trade, the State Training and Employment Service and other approved referral sources in the area;

(5) If it is necessary to lay off some of the workers in a given trade on the construction site, layoffs shall be conducted in compliance with the equal employment opportunity and non-discrimination standards set forth in this regulation, as well as with applicable Federal and State court decisions;

(6) To adhere to the following procedure when minority and women workers apply or are referred to the contractor or subcontractor:

(i) The contractor or subcontractor shall interview the referred minority or women worker.

(ii) If said individuals have never previously received any document or certification signifying a level of qualification lower than that required in order to perform the work of the construction trade, the contractor or subcontractor shall in good faith determine the qualifications of such individuals. The contractor or subcontractor shall hire or schedule those individuals who satisfy appropriate qualification standards in conformity with the equal employment opportunity and non-discrimination principles set forth in this chapter. However, a contractor or subcontractor shall determine that the individual at least possesses the requisite skills, and experience recognized by a union, apprentice program or a referral agency, provided the referral agency is acceptable to the Division. If necessary, the contractor or subcontractor shall hire or schedule minority and women workers who qualify as trainees pursuant to these rules. All of the requirements, however, are limited by the provisions of (C) below.

(iii) The name of any interested women or minority individual shall be maintained on a waiting list, and shall be considered for employment as described in (i) above, whenever vacancies occur. At the request of the Division, the contractor or subcontractor shall provide evidence of its good faith efforts to employ women and minorities from the list to fill vacancies.

(iv) If, for any reason, said contractor or subcontractor determines that a minority individual or a woman is not qualified or if the individual qualifies as an advanced trainee or apprentice, the contractor or subcontractor shall inform the individual in writing of the reasons for the determination, maintain a copy of the determination in its files, and send a copy to the public agency compliance officer and to the Division.

(7) To keep a complete and accurate record of all requests made for the referral of workers in any trade covered by the contract, on forms made available by the Division and submitted promptly to the Division upon request.

(C) The contractor or subcontractor agrees that nothing contained in (B) above shall preclude the contractor or subcontractor from complying with the union hiring hall or apprenticeship policies in any applicable collective bargaining agreement or union hiring hall arrangement, and, where required by custom or agreement, it shall send journeymen and trainees to the union for referral, or to the apprenticeship program for admission, pursuant to such agreement or arrangement. However, where the practices of a union or apprenticeship program will result in the exclusion of minorities and women or the failure to refer minorities and women consistent with the targeted county employment goal, the contractor or subcontractor shall consider for employment persons referred pursuant to (B) above without regard to such agreement or arrangement; provided further, however, that the contractor or subcontractor shall not be required to employ women and minority advanced trainees and trainees in numbers which result in the employment of advanced trainees and trainees as a percentage of the total

workforce for the construction trade, which percentage significantly exceeds the apprentice to journey worker ratio specified in the applicable collective bargaining agreement, or in the absence of a collective bargaining agreement, exceeds the ratio established by practice in the area for said construction trade. Also, the contractor or subcontractor agrees that, in implementing the procedures of (B) above, it shall, where applicable, employ minority and women workers residing within the geographical jurisdiction of the union.

After notification of award, but prior to signing a construction contract, the contractor shall submit to the public agency compliance officer and the Division an initial project workforce report (Form AA 201) electronically provided to the public agency by the Division, through its website, for distribution to and completion by the contractor, in accordance with N.J.A.C. 17:27-7. The contractor also agrees to submit a copy of the Monthly Project Workforce Report once a month thereafter for the duration of this contract to the Division and to the public agency compliance officer.

The contractor agrees to cooperate with the public agency in the payment of budgeted funds, as is necessary, for on-the-job and/or off-the-job programs for outreach and training of minorities and women.

(D) The contractor and its subcontractors shall furnish such reports or other documents to the Division of Public Contracts Equal Employment Opportunity Compliance as may be requested by the Division from time to time in order to carry out the purposes of these regulations, and public agencies shall furnish such information as may be requested by the Division of Public Contracts Equal Employment Opportunity Compliance for conducting a compliance investigation pursuant to **Subchapter 10 of the Administrative Code (NJAC 17:27)**.

[REMAINDER OF PAGE INTENTIONALLY LEFT BLANK]

47. INVESTMENT ACTIVITIES WITH IRAN

Pursuant to P.L. 2012, c.25, codified as NJSA 52:32-55 *et seq.*, prohibits State and local public contracts with persons or entities engaging in certain investment activities in energy or finance sectors of Iran.

48. COMPLIANCE WITH THE PUBLIC WORKS CONTRACTOR REGISTRATION ACT - (NJSA 34:11-56.48 *et. seq.*)

Pursuant to the above-referenced law, Bidders are required to be registered with the New Jersey Department of Labor and to possess a current certificate by said Department indicating compliance with the Act prior to the time and date that bids are received. Bidders are notified of this requirement of their compliance. Such certificates or applications shall also be provided for each Subcontractor furnishing plumbing and gas fitting, steam and hot water heating and ventilating apparatus, and all kindred work, steam power plants and kindred work, electrical work, structural steel and ornamental iron work, and such other subcontractors as the specifications require relative to prior identification.

49. UTILITIES

Attention of the bidder is directed to the fact that the approximate locations of known utility structures and facilities that may be encountered within and adjacent to the limits of the Work are shown on the plans and described herein. The accuracy and completeness of this information is not guaranteed by the County Engineer and the bidder is advised to ascertain for himself all the facts concerning the location of these and other utilities.

The Contractor will not proceed with his Work until he has made diligent inquiries of all public utility and municipal officials to determine the exact location of all underground structures and pipes within the site of the Project. The Contractor will notify utility owners not less than ten (10) days in advance of the time he proposes to perform any Work that will endanger or affect their facilities in compliance with **New Jersey One-Call**. In excavating in any part of the Work, care must be taken not to remove or damage any gas, water, sewer, or other pipe, conduit, or structure, - public or private - without the concurrence of the owner and the County Engineer. The Contractor will, at his own expense, shore up, secure and maintain a continuous flow in such structures, and will keep them in repair until final acceptance of the Work.

When pipes or other structures are encountered or when the removal, relocation or protection of these utilities are necessary in carrying out the Project as planned, the Contractor will cooperate with the owner of said utilities and will permit the owners or their agents access to the site of the Work in order to relocate or protect their facilities and not hinder or delay unnecessarily the Work of the owners in moving same. No extra allowance of payment will be made to the Contractor for the use of any materials,

equipment, etc., or for the performance of any Work in connection with the moving of said structures unless the Contractor is specifically ordered by the County Engineer to furnish such materials, equipment, or services. If directed by the County Engineer to do any Work or furnish any materials or equipment, payment will be allowed the Contractor in accordance with the unit prices bid for such Work, or, if such items are not scheduled in the proposal, such Work shall be allowed "Supplemental Work" as provided in Section 39 of these general specifications. The corporations, companies, agencies or municipalities owning or controlling the utilities, and the name, and telephone numbers are listed in the beginning of the Technical Specifications.

50. MATERIAL COMPLIANCE AND SHOP DRAWINGS

The Contractor will require the manufacturer or supplier to furnish three (3) copies of Certification of Compliance with each delivery of materials, components and manufactured items for the Project. Two (2) copies will be furnished to the County Engineer; one copy will be retained by the Contractor. Certificates of Compliance will contain the following information:

1. Project to which material is consigned;
2. Name of the Contractor to which the material is supplied;
3. Kind of material supplied;
4. Quantity of material represented by the Certificate;
5. Means of identifying the consignment, such as label marking, seal number, etc.;
6. Date and method of shipment;
7. That the material is in conformity with the pertinent specifications stated in the certificate; and
8. Signature of a person having legal authority to bind the supplier.

The Contractor will submit to the County Engineer for his approval five (5) copies of complete and fully detailed shop or working drawings for those items listed in the beginning of the technical specifications.

Each drawing will identify the name of the job, location and Contractor.

All drawings will be approved in accordance with the standard specifications. Refer to the Technical Specifications for specific items.

All materials or articles used in the Work will be of American manufacture, insofar as same are available, in conformance with N.J.S.A. 40A:11-18.

51. PRECONSTRUCTION

In order to provide full coordination of this Project among the parties concerned, the County Engineer will arrange for a preconstruction meeting between the Contractor, County Engineer and other interested parties as soon as possible after the contract is

executed. At this meeting the Contractor will present his proposed schedule of Work which shall be subject to review and approval of the County through its designated representatives.

52. DISPUTES UNDER THE CONTRACT

A dispute arising under the Contract shall be submitted in writing to the County Engineer with all facts and supporting data. The County Engineer will review the dispute and issue his decision or request additional facts or documentation after which he will render his decision.

In the event the dispute is not then resolved, the matter shall, pursuant to law, be submitted to mediation before being submitted to a court of competent jurisdiction venued in Union County.

The County Engineer will notify the County Counsel when a matter is to be submitted to mediation. The County Counsel will communicate with the parties and inform them of the procedures to be followed in making such a submission.

[REMAINDER OF PAGE INTENTIONALLY LEFT BLANK]

**53. ORDINANCE NO. 557-2002 ADOPTED ON SEPTEMBER 5, 2002
BY THE BOARD OF CHOSEN FREEHOLDERS**

Ordinance No. 557-2002 adopted on September 5, 2002 by the Board of Chosen Freeholders on Preclassification of Bidders by the NJDPMC (**if applicable**) pursuant to Ordinance No. 557-2002, the County of Union requires all bidders on projects for the construction, reconstruction, demolition, alteration, repair or maintenance of public buildings to be preclassified by the State of New Jersey, Department of Treasury, Division of Property Management and Construction ("DPMC").

Bidders must provide proof of classification in the form of a Certificate/Notice of Classification from the DPMC showing a sufficient aggregate rating to cover their bid amount, which is active on the date of receipt of these bids. Further, Bidder must also provide proof of preclassification in the applicable/appropriate trade code necessary for Work on the Project.

AN ORDINANCE IN ACCORDANCE WITH N.J.S.A. 40A:11-25 ESTABLISHING REASONABLE REGULATIONS APPROPRIATE FOR CONTROLLING THE QUALIFICATIONS OF PROSPECTIVE BIDDERS UPON CONTRACTS TO BE AWARDED ON BEHALF OF THE CONTRACTING UNIT, BY THE CLASS OR CATEGORY OF GOODS AND SERVICES TO BE PROVIDED OR PERFORMED AND FIXING THE QUALIFICATIONS REQUIRED ACCORDING TO THE FINANCIAL ABILITY AND EXPERIENCE OF THE BIDDERS AND THE CAPITAL AND EQUIPMENT AVAILABLE TO THEM PERTINENT TO AND REASONABLY RELATED TO THE CLASS AND CATEGORY OF SERVICE TO BE PERFORMED IN THE PERFORMANCE OF ANY SUCH CONTRACT.

WHEREAS, N.J.S.A. 40A:11-25 provides that the governing body of any contracting unit may establish reasonable regulations appropriate for controlling the qualifications of prospective bidders upon contracts to be awarded on behalf of the contracting unit, by the class or category of goods and services to be provided or performed; and

WHEREAS, N.J.S.A. 40A:11-25 also states that the regulations established by the governing body may fix the qualifications required according to the financial ability and experience of the bidders and the capital and equipment available to them pertinent to and reasonably related to the class and category of service to be performed in the performance of any such contract; and

WHEREAS, N.J.S.A. 40A:11-25 also requires that prior to the adoption of any such regulations, a contracting unit shall submit them to a public hearing and notice and a general description of the subject matter shall be published in not less than two newspapers; and

WHEREAS, N.J.S.A. 52:35-1 et seq. and 18A:18A-27 et seq. establish qualifications for the experience and financial abilities of bidders and the capital and equipment available to them relative to the specific services to be performed; and

WHEREAS, currently state officials, under the Department of Treasury, Division of Property Management and Construction, classify all prospective bidders as to the character and amount of public works on which they shall be qualified to submit bids and bids shall be accepted only from persons qualified in accordance with such classifications; and

WHEREAS, application for classification is open to all Contractors, regardless of the size of the business; and

WHEREAS, classification is based on general standards equally applicable to all Contractors; and

WHEREAS, classification is expressed in terms of trade and an aggregate rating determined on the basis of experience, financial ability, equipment and capital; and

WHEREAS, generally aggregate ratings can range from 0 to \$200,000.00; and

WHEREAS, the County of Union will determine the aggregate rating it will require on contracts depending on the size and expense of the Project, but at no time shall the required aggregate rating exceed \$25,000,000.00 for any one project; and

WHEREAS, such provisions are of considerable benefit to the County and to bidders by insuring that such bidders have the requisite experience, expertise and resources necessary to effectively perform the terms and conditions of the contract:

BE IT ORDAINED by the Board of Chosen Freeholders of the County of Union that it formally adopts as **Policy** that all prospective bidders for building construction projects be classified in accordance with the Department of Treasury – Division of Property Management and Construction pursuant to N.J.S.A. 52:35-1 et seq. and N.J.S.A. 18A:18A-27 et seq.

BE IT FURTHER ORDAINED that the Board of Chosen Freeholders of the County of Union hereby adopts the classification of bidders by the New Jersey Department of Treasury, Division of Property Management and Construction as a reasonable regulation for controlling the qualifications of prospective bidders upon contracts to be awarded for construction on behalf of the County of Union.

BE IT FURTHER ORDAINED that the provisions of this ordinance are severable. To the extent any clause, phrase, sentence, paragraph or provision of this ordinance shall be declared invalid, illegal or unconstitutional, the remaining provisions shall continue to be in full force and effect.

BE IT FURTHER ORDAINED that a public hearing shall be held on this ordinance on September 5, 2002 at the meeting of the Board of Freeholders, County Administration Building, Elizabeth, New Jersey.

BE IT FURTHER ORDAINED that the Clerk of the Board of Freeholders of the County is hereby directed to publish and post notice of this ordinance as required by law.

BE IT FURTHER ORDAINED that within 10 days hereof the Clerk of the Board of Freeholders of the County shall forward certified copies of this ordinance to the County Manager, Director of Finance, County Counsel, and Division of Local Government Services.

This ordinance shall take effect twenty (20) days after final adoption and publication in accordance with applicable law.

54. CONTRACTOR BUSINESS REGISTRATION CERTIFICATE New Mandatory Requirement -Effective 1/18/2010

The recently enacted **P.L. 2009, c.315**, requires that effective January 18, 2010; a contracting agency must receive proof of the bidder's business registration prior to the award of a contract. However, the proof must show that the bidder was in fact registered with the State of New Jersey Department of the Treasury, Division of Revenue and obtained the business registration prior to the receipt of bids.

If subcontractors are named on the bid, proof of the business registration for each subcontractor must be provided prior to the award of bid. Similarly to the bidder, the proof must show that each subcontractor was registered with the State of New Jersey Department of the Treasury, Division of Revenue and obtained the business registration prior to the receipt of bids.

Proof of business registration shall be

- A copy of a Business Registration Certificate issued by the Department of the Treasury, Division of Revenue; or
- A copy of the web version provided by the NJ Division of Revenue, or

Register online at <http://www.state.nj.us/treasury/revenue/busregcert.htm>. Click the "online" link and then select "Register for Tax and Employer Purposes or call the Division at 609-292-1730.

Note: A NJ Certificate of Authority is not acceptable.

FAILURE to submit proof of registration of the bidder or any subcontractor named on the bid prior to the award of contract shall be cause to reject the bid.

FAILURE of the bidder or any subcontractor named on the bid to be registered prior to the receipt of bids is cause for a **MANDATORY REJECTION** of bids. (A NON-WAIVABLE DEFECT). This covers construction Work as well as non-construction bids.

IN ADDITION:

N.J.S.A. 52:32-44 imposes the following requirements on Contractors and all subcontractors that knowingly provide goods or perform services for a Contractor fulfilling this contract:

- 1) the Contractor shall provide written notice to its subcontractors and suppliers to submit proof of business registration to the Contractor;
- 2) subcontractors through all tiers of a project must provide written notice to their subcontractors and suppliers to submit proof of business registration and subcontractors shall collect such proofs of business registration and maintain them on file;

- 3) prior to receipt of final payment from a contracting agency, the Contractor must submit to the contacting agency an accurate list of all subcontractors and suppliers or attest that none was used; and,
- 4) during the term of this contract, the Contractor and its affiliates shall collect and remit, and shall notify all subcontractors and their affiliates that they must collect and remit, to the Director, New Jersey Division of Taxation, the use tax due pursuant to the Sales and Use Tax Act, (*N.J.S.A. 54:32B-1 et seq.*) on all sales of tangible personal property delivered into this State.

A Contractor, subcontractor or supplier who fails to provide proof of business registration or provides false business registration information shall be liable to a penalty of \$25 for each day of violation, not to exceed \$50,000 for each business registration copy not properly provided or maintained under a contract with a contracting agency. Information on the law and its requirements are available by calling (609) 292-9292.

[REMAINDER OF PAGE INTENTIONALLY LEFT BLANK]

55. BID PROTEST – LEGAL FEES AND COSTS

In the event a Bidder unsuccessfully challenges a Bid Submission by filing an action in a court of law concerning same, said Bidder shall be responsible for payment of reasonable legal costs and fees incurred by the County relating to said protest.

56. AMERICAN GOODS AND PRODUCTS WHERE POSSIBLE

Bidder shall comply with the requirements of NJSA 40A:11-18 and use only manufactured and farm products of the United States, wherever available, for the Project.

57. NEW JERSEY PAY-TO-PLAY REQUIREMENTS

This Contract is required by law to be publicly advertised for bids. As such, lists of political contributions pursuant to NJSA 19A:44A-1 et. seq. are NOT REQUIRED to be provided with the bids.

58. STATEMENT OF EQUIPMENT TO BE USED IN CONSTRUCTION

Pursuant to NJSA 40A:11-20 entitled Certificate of Bidder Showing Ability to Perform Contract, the County requires a Certification from all bidders submitting a bid showing that the Bidder owns, leases, or controls all necessary equipment required by the Project Plans and Specifications. All bidders shall provide this information at the time of the bid opening using the attached form entitled, "CERTIFICATE OF BIDDER SHOWING ABILITY TO PERFORM CONTRACT".

If the Bidder is not the actual owner of the equipment, it shall state the source from which the equipment will be obtained and shall attach a certificate from the owner or person in control of the equipment demonstrating that the equipment owner has granted the Bidder control of the requisite equipment during such time as may be necessary for completion of the portion of the contract for which the equipment is necessary.

59. NEW JERSEY SALES AND USE TAX REQUIREMENTS,

Contractors are required to comply with the following:

New Jersey Sales and Use Tax Requirements: All contractors with subcontractors, or any of their affiliates, who enter into contracts for the provision of goods or services with or for New Jersey local government entities, are required to collect and remit to the New Jersey Director of Taxation in the Department of the Treasury the use tax due on all of their sales of tangible personal property delivered into the State of New Jersey

pursuant to the "Sales and Use Tax Act," (NJSA 54:32B-1 et, seq.), regardless of whether the tangible personal property is intended for a contract with the contracting agency. This tax shall be remitted for the term of the Contract.

For purposes herein "affiliate" shall mean any entity that: (a) directly, indirectly, or constructively controls another entity, (b) is directly, indirectly, or constructively controlled by another entity, or (c) is subject to the control of a common entity. For purposes of the immediately preceding sentence, an entity controls another entity if it owns, directly or indirectly, more than fifty percent (50%) of the ownership interest in that entity. NJSA 52:32-44(g)(3).

ALFRED J. FAELLA
COUNTY MANAGER

LAURA M. SCUTARI, QPA, MPA
DIRECTOR / DIVISION OF PURCHASING

BID DOCUMENT SUBMISSION CHECKLIST

ALL SIGNATURES AND SEALS SHALL BE ORIGINALS UNLESS OTHERWISE SPECIFIED
BID SHEETS SHOULD NOT BE SUBMITTED DOUBLE SIDED PAGES, (SINGLE SIDE ONLY)

EACH BIDDER SHOULD COMPLETE THIS FORM AND INITIAL EACH ENTRY.

DATE COMPLETED: _____

PLEASE SUBMIT BID DOCUMENTS ON SINGLE SIDED PAPER ONLY, WITH THE EXCEPTION OF THE SURETY AND BID BOND DOCUMENTS.

IN ACCORDANCE WITH THE BID SPECIFICATIONS I HAVE REVIEWED, COMPLETED / EXECUTED AND INCLUDED THE FOLLOWING FORMS:

_____ Bid Form Page (**Signed, Dated and Bid on all alternatives applicable to the Work**).

_____ Security in the form of:

_____ Bid bond in an amount equal to 10% of the total amount of this bid not to exceed \$20,000.00; or

_____ Certified check or cashier's check in the amount of 10% of this bid not to exceed \$20,000.00

_____ Consent of Surety form signed by a Surety Company if the total amount of your Bid is over \$36,000.00. If your bid is accepted, the Surety Company that provided the Consent shall be required to furnish a Performance, Labor and Materials Bond in the amount of 100% of the award of the contract.

The County of Union has provided its Consent of Surety form for your use. The use of this form by your Surety Company will expedite the bid review process and eliminate the possibility of having your bid rejected. If, however, you should need to use another form, please use language similar to that used on the Union County form and avoid making any additions or deletions to the Union County form language. In lieu of the Consent of Surety you may submit a Certified Check in the full amount of the bid.

_____ STATEMENT OF BIDDER OWNERSHIP. Pursuant to N.J.S.A. 52:25-24.2, which includes **BOTH** of the following documents:

- Bidder Signature Page
- Bidder Disclosure Statement (**Fill out 2 pages completely**)

_____ SUBCONTRACTOR IDENTIFICATION. Pursuant to N.J.S.A. 40A:11-16, which includes **BOTH** of the following documents:

- Subcontractor Identification Statement: List of Subcontractors (**only for certain types of work**)
- Subcontractor Identification Certification

_____ Acknowledgement of Addendum form: (**This form is to be used only when an addendum has been added to the specifications**).

_____ A copy of the State of New Jersey Department of the Treasury, Division of Revenue, **Business Registration Certificate ("BRC")** should be included with the bids as it must be received by the County prior to the award of the contract. The BRC provided must show that the Bidder was registered at the time of receipt of bids or the bid will be rejected.

_____ A copy of the State of New Jersey Department of the Treasury, Division of Revenue, **Business Registration Certificate (“BRC”)** of all named or listed subcontractors (List of Subcontractors) in a Construction bid should be included with the bid as the BRC(s) must be received by the County prior to the award of the contract. Each subcontractor’s certificate provided must show that the subcontractor was registered at the time of the receipt of bids or the bid will be rejected.

_____ Affirmative Action Requirement

_____ Experience Statement

_____ Certificate of Bidder showing ability to perform Contract

_____ Non-Collusion Affidavit – Fill out completely and notarize

_____ Certificates from New Jersey Department of Labor – Public Works Contractor Registration Act. **(Only for certain types of work)**

_____ Federal Attachments **(If applicable)**

_____ NJDPMC Certificate / Notice of Classification **(If applicable)**

_____ Americans with Disabilities Act

_____ Statement of Bidder’s Qualifications

_____ Contractor Performance Record

_____ Affidavit Regarding List of Debarred, Suspended or Disqualified Bidders

_____ Prior Negative Experience Questionnaire

_____ Contractor’s Certification of Compliance – New Jersey Prevailing Wage Act

_____ Uncompleted Contracts Affidavit **(For Bidder, if applicable) MUST ALSO PROVIDE DPMC FORM 701**

_____ Certificate of Insurance Statement

_____ Collection of Use Tax on Sales to Local Government Statement

_____ Time of Completion

_____ Disclosure of Investment Activities in Iran form

I HAVE TAKEN THE FOLLOWING ACTIONS:

_____ Visited the site and attended the Pre-Bid Meeting **(Where applicable)**

_____ Reviewed the Contract Documents (including any permits the County or its professionals may have obtained), Work, Site, Locality, and Local Conditions and Laws and Regulations that in any manner may affect Cost, Progress, Performance or Furnishing of Work.

_____ Reviewed Bond Requirements

_____ Provided Proof of Compliance with New Jersey Prevailing Wage Act

_____ Reviewed Form of Owner/Contractor Agreement and General Conditions to the Contract

NOTE: QUESTIONS PERTAINING TO THIS BID ARE TO BE DIRECTED TO DIVISION OF ENGINEERING AT 908-789-3675

BIDDING DOCUMENTS

The Bidding Documents consist of the following items:

- **ADDENDA, if issued**
- **CLARIFICATIONS, if issued**
- **INSTRUCTION TO BIDDERS**
- **BID FORM**
- **OWNER-CONTRACTOR AGREEMENT (AIA 101) AND GENERAL CONDITIONS (AIA 201)**
- **SPECIFICATIONS: As outlined in the Table of Contents and included in the Project Manual.**
- **DRAWINGS: As per List of Drawings, indicated on the Project Title Sheet.**

Bidder's Name _____

BID FORM

I/We have carefully examined the plans, specifications, and advertisement for bid for the

**WINDOW REPLACEMENT – ST. JOHN'S PARSONAGE
OFFICE OF HERITAGE AND CULTURAL FOUNDATION
633 PEARL STREET, ELIZABETH, COUNTY OF UNION, NEW JERSEY
BA #28-2017; Union County Engineering Project #2014-017**

that is on file in the Union County Division of Engineering. I/We have inspected the site of the work and will contract to do all the work and furnish all materials mentioned in said plans and specifications. Work will be accomplished in the manner prescribed therein.

LUMP SUM BID:

Written

Figures

BID CONTINGENCY: (To be used if and when directed by the County)

FOURTY THOUSAND DOLLARS AND NO CENTS

\$40,000.00

Written

Figures

TOTAL LUMP SUM PLUS BID CONTINGENCY AMOUNT:

Written

Figures

NOTE: Bid Contingency may include one-half of one percent of contract amount set aside for local training if and when directed by the County.

Bidder's Name _____

CONSENT OF SURETY
TO ACCOMPANY PROPOSAL (BID)

_____ (hereinafter called Surety), organized and existing under the laws of the State of _____ duly authorized and qualified to transact business in the State of New Jersey, in consideration of the sum of One Dollar (\$1.00), lawful money of the United States of America, to it in hand paid, receipt whereof is hereby acknowledged, and in consideration, hereby certifies and agrees that if the contract for which the attached proposal is made be awarded to _____ (hereinafter called Contractor) for the performance of certain work and labor or the supplying of certain materials, or both, as more particularly set forth in said proposal and described for purposes of this instrument as a proposal for _____ to the COUNTY OF UNION and if Contractor shall enter into the contract, Surety will become bound as surety for its faithful performance, labor and material payment and will provide the Contractor with a performance, labor and material payment bond in the full amount of the contract price.

NOTE:
Expiration date
Needed if Annual
Surety

NAME OF INSURANCE COMPANY
ADDRESS: _____

ORIGINAL SIGNATURE
ATTORNEY-IN-FACT FOR INSURANCE CO.

NOTE: PROOF OF AUTHORITY OF OFFICERS OF SURETY COMPANY TO EXECUTE THIS DOCUMENT MUST BE SUBMITTED.

BIDDER SIGNATURE PAGE

THE BIDDER MUST READ THE FOLLOWING INSTRUCTIONS TO COMPLETE THIS PAGE:

1. If doing business under a **trade name, partnership or a sole proprietorship**, you must submit the bid under exact title of the trade name, partnership, or proprietorship, and the bid must be signed by either the **owner**, or a **partner** and **witnessed** by a **notary public**.
2. If a **Corporation**, the bid must be signed by the **President** or **Vice President** and **witnessed** by a **Corporate Secretary** (corporate title must be exact) and **affix corporate seal**. If a Corporate Secretary does not exist, President or Vice President's signature shall be witnessed by a Notary Public.
3. Other persons **authorized** by **corporate resolution** to execute agreements in its behalf may also sign the bid documents (pages). **Copy of a resolution must accompany the bid**.
4. The person who signs this bid form **must also** sign the **Non-Collusion Affidavit**.
5. You **cannot** witness your own signature.

NAME OF BIDDER

ADDRESS OF BIDDER

**ORIGINAL SIGNATURE
CORPORATE SECRETARY**

**PRINT NAME AND TITLE
CORPORATE SECRETARY**

TEL: _____
FAX: _____
E-Mail: _____

BY: _____
ORIGINAL SIGNATURE

Corporate Seal

PRINT OR TYPE NAME AND TITLE

WARNING: IF YOU FAIL TO FULLY, ACCURATELY, AND COMPLETELY SUPPLY THE INFORMATION REQUESTED ON THIS PAGE, YOUR BID MAY BE REJECTED.

Bidder's Name _____

STATEMENT OF OWNERSHIP DISCLOSURE

N.J.S.A. 52:25-24.2 (P.L. 1977, c.33, as amended by P.L. 2016, c.43)

This statement shall be completed, certified to, and included with all bid and proposal submissions. Failure to submit the required information is cause for automatic rejection of the bid or proposal.

Name of Organization: _____

Organization Address: _____

Part I Check the box that represents the type of business organization:

- Sole Proprietorship (skip Parts II and III, execute certification in Part IV)
- Non-Profit Corporation (skip Parts II and III, execute certification in Part IV)
- For-Profit Corporation (any type) Limited Liability Company (LLC)
- Partnership Limited Partnership Limited Liability Partnership (LLP)
- Other (be specific): _____

Part II

- The list below contains the names and addresses of all stockholders in the corporation who own 10 percent or more of its stock, of any class, or of all individual partners in the partnership who own a 10 percent or greater interest therein, or of all members in the limited liability company who own a 10 percent or greater interest therein, as the case may be. **(COMPLETE THE LIST BELOW IN THIS SECTION)**

OR

- No one stockholder in the corporation owns 10 percent or more of its stock, of any class, or no individual partner in the partnership owns a 10 percent or greater interest therein, or no member in the limited liability company owns a 10 percent or greater interest therein, as the case may be. **(SKIP TO PART IV)**

STATEMENT OF OWNERSHIP DISCLOSURE - CONTINUED

(Please attach additional sheets if more space is needed):

Name of Individual or Business Entity	Home Address (for Individuals) or Business Address

Part III DISCLOSURE OF 10% OR GREATER OWNERSHIP IN THE STOCKHOLDERS, PARTNERS OR LLC MEMBERS LISTED IN PART II

If a bidder has a direct or indirect parent entity which is publicly traded, and any person holds a 10 percent or greater beneficial interest in the publicly traded parent entity as of the last annual federal Security and Exchange Commission (SEC) or foreign equivalent filing, ownership disclosure can be met by providing links to the website(s) containing the last annual filing(s) with the federal Securities and Exchange Commission (or foreign equivalent) that contain the name and address of each person holding a 10% or greater beneficial interest in the publicly traded parent entity, along with the relevant page numbers of the filing(s) that contain the information on each such person. **Attach additional sheets if more space is needed.**

Website (URL) containing the last annual SEC (or foreign equivalent) filing	Page #'s

STATEMENT OF OWNERSHIP DISCLOSURE - CONTINUED

Please list the names and addresses of each stockholder, partner or member owning a 10 percent or greater interest in any corresponding corporation, partnership and/or limited liability company (LLC) listed in Part II **other than for any publicly traded parent entities referenced above**. The disclosure shall be continued until names and addresses of every noncorporate stockholder, and individual partner, and member exceeding the 10 percent ownership criteria established pursuant to N.J.S.A. 52:25-24.2 has been listed. **Attach additional sheets if more space is needed.**

Stockholder/Partner/Member and Corresponding Entity Listed in Part II	Home Address (for Individuals) or Business Address

Part IV Certification

I, being duly sworn upon my oath, hereby represent that the foregoing information and any attachments thereto to the best of my knowledge are true and complete. I acknowledge: that I am authorized to execute this certification on behalf of the bidder/proposer; that the **County of Union** is relying on the information contained herein and that I am under a continuing obligation from the date of this certification through the completion of any contracts with **County of Union** to notify the **County of Union** in writing of any changes to the information contained herein; that I am aware that it is a criminal offense to make a false statement or misrepresentation in this certification, and if I do so, I am subject to criminal prosecution under the law and that it will constitute a material breach of my agreement(s) with the, permitting the **County of Union** to declare any contract(s) resulting from this certification void and unenforceable.

Full Name (Print):		Title:	
Signature:		Date:	

Bidder's Name _____

SUBCONTRACTOR IDENTIFICATION STATEMENT

LIST OF SUBCONTRACTORS

This form is ONLY required for plumbing and gas fitting, steam and hot water heating and ventilating apparatus, steam power plants, electrical work, structural steel, ornamental iron work, and any other trades required to be identified by the specifications (including, but not limited, to satisfying any DPMC Classification requirements).

CHECK THIS BOX IF NONE OF THE ABOVE LISTED TRADES OR THOSE REQUIRED TO BE IDENTIFIED IN THE SPECIFICATIONS ARE TO BE USED TO PERFORM THE WORK

In compliance with N.J.S.A. 40A:11-16 and the bid specifications, the undersigned hereby lists the name or names of the following subcontractors:

Company Name: _____

Address: _____

Telephone: _____ Subcontract Amount: \$ _____

Specific Scope of Work Subcontracted: _____

License No. _____

Company Name: _____

Address: _____

Telephone: _____ Subcontract Amount: \$ _____

Specific Scope of Work Subcontracted: _____

License No. _____

Company Name: _____

Address: _____

Telephone: _____ Subcontract Amount: \$ _____

Specific Scope of Work Subcontracted: _____

License No. _____

IF MORE THAN THREE SUBCONTRACTORS, PLEASE COPY THIS SHEET AS NECESSARY AND ATTACH TO THE BID PACKAGE.

(Continued on following page)

Bidder's Name _____

SUBCONTRACTOR IDENTIFICATION CERTIFICATION

Note the law does not permit the listing of alternate subcontractors. However, multiple subcontractors for the same trade are permitted to be named provided the bidder meets the following requirements:

- Bidder identifies each subcontractor named for that category;
- Bidder states the scope of work, goods and services (the portion of the work) to be performed by each subcontractor; and
- Bidder provides the price quote provided by each subcontractor.

The bidder is advised that any change of subcontractor(s) from ones listed herein is subject to the County's approval. Change of subcontractor(s) will be approved only if made for good cause and not as a result of an arbitrary purpose.

The undersigned Bidder certifies and declares that the subcontractors listed above shall be used as subcontractors to complete certain portions of the work in this project as set forth in N.J.S.A. 40A: 11-16.

Witness

Date _____

NAME OF BIDDER

ADDRESS

By: _____
ORIGINAL SIGNATURE ONLY

PRINT NAME AND TITLE

Bidder's Name: _____

ACKNOWLEDGMENT OF ADDENDUM

COUNTY OF UNION

(Name of Construction /Public Works Project)

(Project or Bid Number)

Pursuant to N.J.S.A. 40A:11-23.1a., the undersigned bidder, hereby acknowledges receipt of the following notices, revisions, or addenda to the bid advertisement, specifications or bid documents. By indicating date of receipt, bidder acknowledges the submitted bid takes into account the provisions of the notice, revision or addendum. Note that the County of Union's record of notice to bidders shall take precedence and that failure to include provisions of changes in a bid proposal may be subject for rejection of the bid.

Local Unit Reference Number or Title of Addendum/Revision	How Received (mail, fax, pick-up, etc.)	Date Received

ACKNOWLEDGMENT BY BIDDER:

NAME OF BIDDER: _____

ORIGINAL SIGNATURE: _____

PRINTED NAME AND TITLE: _____

DATE: _____

CONTRACTOR BUSINESS REGISTRATION CERTIFICATE

New Mandatory Requirement - Effective 1/18/2010

The recently enacted **P.L. 2009, c.315**, requires that effective January 18, 2010; a contracting agency must receive proof of the bidder's business registration prior to the award of a contract. However, the proof must show that the bidder was in fact registered with the State of New Jersey Department of the Treasury, Division of Revenue and obtained the business registration prior to the receipt of bids.

If subcontractors are named on the bid, proof of the business registration for each subcontractor must be provided prior to the award of bid. Similarly to the bidder, the proof must show that each subcontractor was registered with the State of New Jersey Department of the Treasury, Division of Revenue and obtained the business registration prior to the receipt of bids.

Proof of business registration shall be

- A copy of a Business Registration Certificate issued by the Department of the Treasury, Division of Revenue; or
- A copy of the web version provided by the NJ Division of Revenue, or

Register online at www.nj.gov/treasury/revenue/taxreg.htm. Click the "online" link and then select "Register for Tax and Employer Purposes or call the Division at 609-292-1730.

Note: A NJ Certificate of Authority is not acceptable.

FAILURE to submit proof of registration of the bidder or any subcontractor named on the bid prior to the award of a contract shall be cause to reject the bids.

FAILURE of the bidder or any subcontractor named on the bid to be registered prior to the receipt of bids is cause for a **MANDATORY REJECTION** of bids. (A NON-WAIVABLE DEFECT). This covers construction work as well as non-construction bids.

IN ADDITION:

The contractor shall provide written notice to all **subcontractors and suppliers** not specifically named on the bid of the responsibility to register and submit proof of business registration to the contractor. The requirement of proof of business registration extends down through all levels (tiers) of the project.

Before final payment on the contract is made by the contracting agency, the contractor shall submit an accurate list and the proof of business registration of each subcontractor or supplier used in the fulfillment of the contract, or shall attest that no subcontractors were used.

For the term of the contract, the contractor and each of its affiliates and a subcontractor and each of its affiliates [N.J.S.A. 52:32-44(g)(3)] shall collect and remit to the Director, New Jersey Division of Taxation, the use tax due pursuant to the Sales and Use Tax Act on all sales of tangible personal property delivered into this State, regardless of whether the tangible personal property is intended for a contract with a contracting agency.

A business organization that fails to provide a copy of a business registration as required pursuant to section 1 of P.L.2001,c.134 (C.52:32-44 et al.) or subsection e. or f. of section 92 of P.L.1977,c.110 (C.5:12-92), or that provides false business registration information under the requirements of either of those sections, shall be liable for a penalty of \$25 for each day of violation, not to exceed \$50,000 for each business registration copy not properly provided under a contract with a contracting agency.

Bidder's Name _____

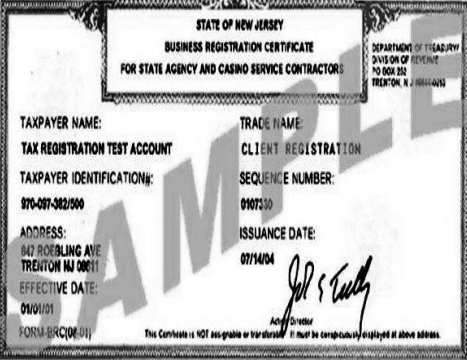
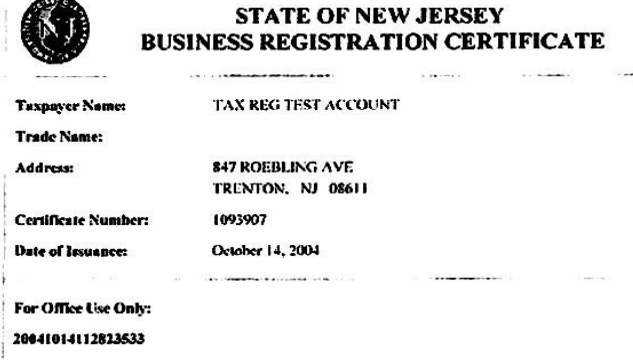
BUSINESS REGISTRATION
Mandatory Requirement

P.L. 2009, c.315, requires that effective January 18, 2010; a contracting agency must receive proof of the bidder's business registration prior to the award of a contract. However, the proof must show that the bidder was in fact registered with the State of New Jersey Department of the Treasury, Division of Revenue and obtained the business registration prior to the receipt of bids.

If subcontractors are named on the bid, proof of the business registration for each must be provided prior to the award of a contract. Similarly to the bidder, the proof must show that each subcontractor was registered with the State of New Jersey Department of the Treasury, Division of Revenue and obtained the business registration prior to the receipt of bids.

Proof of business registration shall be:

- A copy of a Business Registration Certificate issued by the Department of Treasury, Division of Revenue; or
- A copy of the web printed version provided by the NJ Division of Revenue

 <p>STATE OF NEW JERSEY BUSINESS REGISTRATION CERTIFICATE FOR STATE AGENCY AND CASINO SERVICE CONTRACTORS</p> <p>TAXPAYER NAME: TAX REGISTRATION TEST ACCOUNT TRADE NAME: CLIENT REGISTRATION TAXPAYER IDENTIFICATION: 070-007-082/000 SEQUENCE NUMBER: 01007510 ADDRESS: 847 ROEBLING AVE, TRENTON, NJ 08611 ISSUANCE DATE: 07/14/04 EFFECTIVE DATE: 01/01/01</p> <p>APPROVED: <i>[Signature]</i> Accepted for use</p> <p><small>This Certificate is NOT assignable or transferable. It must be conspicuously displayed at above address.</small></p>	 <p>STATE OF NEW JERSEY BUSINESS REGISTRATION CERTIFICATE</p> <p>Taxpayer Name: TAX REG TEST ACCOUNT Trade Name: Address: 847 ROEBLING AVE, TRENTON, NJ 08611 Certificate Number: 1093907 Date of Issuance: October 14, 2004</p> <p>For Office Use Only: 20041014112623533</p>
--	---

ATTACH BRC HERE

Bidder's Name _____

AFFIRMATIVE ACTION REQUIREMENT

REQUIRED AFFIRMATIVE ACTION EVIDENCE

General Requirements of P.L. 1975, c. 127: You are hereby put on notice that:

CONSTRUCTION CONTRACTS: The successful contractor must submit within three (3) days of the notice of intent to award or the signing of the contract the initial project manning report (A.A.201). This report should be submitted at the time the signed contract is returned to the County of Union. Attention: *Affirmative Action Officer*.

If the successful contract does not submit the initial project manning report (A.A.201) within the three (3) days from the time the signed contract is returned to the County of Union, the County of Union WILL declare the contractor non-responsive and award the contract to the next lowest responsible bidder.

NAME OF BIDDER

ORIGINAL SIGNATURE

PRINT OR TYPE NAME AND TITLE

DATE THIS FORM IS COMPLETED

EXPERIENCE STATEMENT

I hereby certify that my company has performed the following private or public work, which is relevant to this bid. I further certify that my company has never defaulted under any contract. Should you not sign this form due to prior defaults, please provide details on an attached sheet.

Witness

Date

NAME OF BIDDER

ADDRESS

By: _____
ORIGINAL SIGNATURE ONLY

PRINT NAME AND TITLE

YOU MAY ATTACH ADDITIONAL SHEETS, BUT YOU MUST SIGN AND WITNESS THIS SHEET.

Bidder's Name _____

NON-COLLUSION AFFIDAVIT

(N.J.S.A. 52:34-15)

STATE OF _____)
)
) SS: _____
COUNTY OF _____)

I _____, of the City of _____, in the County of _____, and the State of _____, of full age, being duly sworn according to law, on my oath depose and say that: I am _____ of the firm of _____, the bidder making the proposal for the above named project, and that I executed the said proposal for the above named project, and that I executed the said proposal with full authority to do so; that said bidder has not, directly or indirectly, entered into any agreement, participation in any collusion, or otherwise taken any action in restraint of free, competitive bidding in connection with the above named project; and that all statements contained in said proposal and in this Affidavit are true and correct, and made with full knowledge that the COUNTY OF UNION, NEW JERSEY relies upon the truth of the statements contained in said proposal and in the statements contained in the affidavit in awarding the contract for the said project.

I further warrant that no person or selling agency has been employed or retained to solicit or secure such contract upon an agreement or understanding for a commission, percentage, brokerage or contingent fee, except bona fide employees or bonafide established commercial or selling agencies maintained by _____ (N.J.S.A. 52:34-15).

NAME OF BIDDER

ORIGINAL SIGNATURE ONLY

NOTE: The person who signed the bidder signature page for the bidder should sign this form also.

Subscribed and sworn before me
this ____ day of _____, 20____.

Notary Public of the State of _____
My commission expires: _____

WARNING: IF YOU FAIL TO FULLY, ACCURATELY, AND COMPLETELY FILL OUT THIS AFFIDAVIT OF NON-COLLUSION, YOUR BID MAY BE REJECTED.

Contractor Registration Advisement
For Public Works Projects

A new law, known as "The Public Works Contractor Registration Act" (P.L. 1999, c.238), became effective April 11, 2000. Under the Act, no contractor/subcontractor will be permitted to bid on or engage in any contract for public work, as defined in Section 2 of P.L. 1963, c.150 (C:34:11-56.26), unless that contractor/subcontractor is registered with the New Jersey Department of Labor. The Act provides that upon registration with the Department, a public works contractor/subcontractor will be issued a certificate by the Department indicating compliance with the Act's requirements. The registration fee has been set at \$300.00 per year. Upon the effective date of the Act, public bodies will be expected to request production of such a certificate from those bidding on or engaging in public works projects.

It is important to note that the term "contractor," is defined in the, Act as, "a person, partnership, association, joint stock company, trust, corporation or other legal business entity or successor thereof who enters into a contract which is subject to the provision of the "New Jersey Prevailing Wage Act," P.L. 1963, c.150 (C.34:11-56.25, et seq.) for the construction, reconstruction, demolition, alteration, repair or maintenance of a public building regularly open to and used by the general public or a public institution, and includes any subcontractor or lower tier subcontractor as defined herein: except that, for the purposes of the act, no pumping station, treatment plant or other facility associated with utility and environmental construction, reconstruction, demolition, alteration, repair or maintenance shall be regarded as a public building regularly open to and used by the general public or a public institution."

Registration forms, copies of the Act, and other relevant information can be obtained by contacting:

Contractor Registration Unit
New Jersey Department of Labor
Division of Wage & Hour Compliance
PO Box 389
Trenton, New Jersey 08625-0389
Telephone: 609-292-9464
Fax: 609-633-8591
E-mail: contreg@dol.state.nj.us

Bidder's Name _____

AMERICANS WITH DISABILITIES ACT
EQUAL OPPORTUNITY FOR INDIVIDUALS WITH DISABILITIES

The contractor and the County of Union (hereafter "Owner") do hereby agree that the provisions of Title II of the Americans With Disabilities Act of 1990 (the "Act") (42 U.S.C.S12.101 et seq.), which prohibits discrimination on the basis of disability by public entities in all services, programs and activities provided or made available by public entities, and the rules and regulations promulgated pursuant thereto, are made a part of this contract. In providing any aid, benefit, or service on behalf of the Owner pursuant to this contract, the contractor agrees that the performance shall be in strict compliance with the Act. In the event the contractor, its agents, servants, employees, or subcontractors violate or are alleged to have violated the Act during the performance of this contract, the contractor shall defend the Owner in any action or administrative proceeding commenced pursuant to this Act. The contractor shall indemnify, protect, and save harmless the Owner, its agents, servants, and employees from and against any and all suits, claims, losses, demands, or damages of whatever kind or nature arising out of or claimed to arise out of the alleged violation. The contractor shall, at its own expense, appear, defend, and pay any and all charges for legal services and any and all costs and other expenses arising from such action or administrative proceeding or incurred in connection therewith. In any and all complaints brought pursuant to the Owner's grievance procedure, the contractor agrees to abide by any decision of the Owner which is rendered pursuant to said grievance procedure. If any action or administrative proceeding results in an award of damages against the Owner, or if the Owner incurs any expense to cure a violation of the ADA which has been brought pursuant to its grievance procedure, the contractor shall satisfy and discharge the same at its own expense.

The Owner shall, as soon as practicable after a claim has been made against it, give written notice thereof to the contractor along with full and complete particulars of the claim. If any action or administrative proceeding is brought against the Owner or any of its agents, servants, and employees, the Owner shall expeditiously forward or have forwarded to the contractor every demand, complaint, notice, summons, pleading, or process received by the Owner or its representatives.

It is expressly agreed and understood that any approval by the Owner of the services provided by the contractor pursuant to this contract will not relieve the contractor of the obligation to comply with the Act and to defend, indemnify, protect, and save harmless the Owner pursuant to this paragraph.

It is further agreed and understood that the Owner assumes no obligation to indemnify or save harmless the contractor, its agents, servants, employees and subcontractors for any claim which may arise out of their performance of this Agreement. Furthermore, the contractor expressly understands and agrees that the provisions of this indemnification clause shall in no way limit the contractor's obligations assumed in this Agreement, nor shall they be construed to relieve the contractor from any liability, nor preclude the Owner from taking any other actions available to it under any other provisions of this Agreement or otherwise at law.

Name _____ (Please print or type)

Signature _____ Date _____

Bidder's Name _____

STATEMENT OF BIDDER'S QUALIFICATIONS

All questions must be answered and the data given must be clear and comprehensive. This statement must be notarized. Questions may be answered on separate attached sheets. The Bidder may submit any additional information it desires.

1. _____
(Name of Bidder)

2. _____
(Permanent Main Office Address)

3. _____
(When Organized)

4. _____
(If a Corporation, where incorporated)

5. Number of years your organization has been engaged in construction or contracting business under present firm or trade name? _____

6. How many years of experience in construction work has your organization had (a) as a general contractor? And/or (b) As a subcontractor? _____

7. Contracts on hand: (Attach a list or table showing gross amounts of each Contract and the appropriate dates of completion) _____

8. General character of work performed by you. _____

9. Have you ever failed to complete any work awarded to you? _____

10. Have you ever defaulted on a Contract? _____ If so, complete details, including where and why?

Bidder's Name _____

STATEMENT OF BIDDER'S QUALIFICATIONS - (continued)

11. Has any officer or partner of your organization ever failed to complete a construction contract handled in its own name? If so, state name of individual, name of owner, location and type of project, and reason for the failure to complete. _____

12. List your major equipment available for this Contract.

13. Experience in the construction work similar in importance to this Project.

14. Have you had any material adverse changes from the trades as listed in NJ Notice of Classification within last five (5) years? _____. If so, list prior classification.

15. Background and experience of the principal members of your organization, including the officers.

Individual's Name	Present Position or Office	Yrs. of Construction Experience	Magnitude & Type of Work	In What Capacity

16. Bank Reference. (Name, Address, Phone, Representative) _____

17. Will you, upon request, fill out a detailed financial statement and furnish any other information that may be required by the proper agency? _____

18. The undersigned, hereby authorizes and requests any person, firm or corporation to furnish any information requested by the proper agency in verification of the responses comprising this Statement of Bidder's Qualifications.

17. Bidder's telephone number, fax number and e-mail address (if applicable).

Phone _____

Fax _____

E-mail _____

Mobile _____

Dated at _____ this _____ day of _____, 20__.

BIDDER (Signature)

BIDDER (Print Name)

Subscribed and sworn to before me
this _____ day of _____, 20__.

(Seal) Notary Public of New Jersey/
Specify Other State
My Commission Expires _____, 20__.

**NOTE: FAILURE TO COMPLETE AND SUBMIT THIS DOCUMENT WITH YOUR PROPOSAL
MAY RESULT IN A REJECTION OF YOUR BID.**

Bidder's Name _____

CONTRACTOR PERFORMANCE RECORD

List all contracts completed by you below or provide separate form.

Name of Owner	Name & Location of Project: Type Of Work	Prime or Sub-Cont.	Engineer or Architect in Charge for Owner	Contract Price (Omit Cost)	Date Completed	Was Time* Extension Necessary	Were Any Penalties Imposed	Were Liens* Claims or Stop Notice Filed

* If answer is YES, provide explanation of details in connection with non-completion of contracts, time extensions, penalties imposed, labor troubles, liens, claims and notices filed against contracts listed in preceding item "Performance Record" on an attached sheet.

NOTE: FAILURE TO COMPLETE AND SUBMIT THIS DOCUMENT WITH YOUR PROPOSAL MAY RESULT IN A REJECTION OF YOUR BID.

Bidder's Name _____

CERTIFICATION

The information above is true and complete to the best of my knowledge and belief.

(Name of Organization)

(Signature)

(Title)

Subscribed and sworn to before me
This _____ day of _____, 20__.

(Seal) Notary Public of New Jersey/
Specify Other State
My Commission Expires _____, 20__.

PRIOR NEGATIVE EXPERIENCE QUESTIONNAIRE

(N.J.S.A. 40A:11-4)

1. Within the past ten (10) years, have you been found, through either court adjudication, arbitration, mediation, or other contractually stipulated alternate dispute resolution mechanism, to have: failed to provide or perform goods or services; or failed to complete a contract in a timely manner; or otherwise performed unsatisfactorily under a prior contract with a public entity?

_____ yes _____ no If yes, please provide full, detailed explanation.

2. Within the past ten (10) years, have you defaulted on a contract, thereby requiring a public entity to utilize the services of another contractor to provide the goods or perform the services or to correct or complete the contract?

_____ yes _____ no If yes, please provide full, detailed explanation.

3. Within the past ten (10) years, have you defaulted on a contract, thereby requiring a public entity to look to your surety for completion of the contract or tender of the costs of completion?

_____ yes _____ no If yes, please provide full, detailed explanation.

4. Within the past ten (10) years, have you been debarred or suspended from contracting with any of the agencies or department of the executive branch of the State of New Jersey at the time of the contract award, where the action was based on failure to perform a contract for goods or services with a public entity?

_____ yes _____ no If yes, please provide full, detailed explanation.

Bidder's Name _____

PRIOR NEGATIVE EXPERIENCE CERTIFICATION

I hereby certify that the above statements are true and accurate as of this _____
day of _____, 20__.

Name of Contractor

By _____
(Signature of Authorized Representative)

Subscribed and sworn to before me
This _____ day of _____, 20__.

(Seal) Notary Public of New Jersey/
Specify Other State
My Commission Expires _____, 20__.

NOTE: FAILURE TO COMPLETE AND SUBMIT THIS DOCUMENT WITH YOUR PROPOSAL MAY RESULT IN A REJECTION OF YOUR BID.

Bidder's Name _____

TO BE COMPLETED ONLY WHEN FINAL PAYMENT IS REQUESTED

CONTRACTOR'S CERTIFICATION OF COMPLIANCE - NEW JERSEY PREVAILING WAGE ACT

TO: County of Union
Division of Engineering
2325 South Avenue
Scotch Plains, New Jersey 07076

CONTRACT: _____

PROJECT: _____

In accordance with the requirements of the New Jersey Prevailing Wage Act, N.J.S.A. 34:11-56 et al *, the undersigned contractor on the public work being performed for:

COUNTY OF UNION

hereby certifies that he/she has complied with the contract requirements regarding the payment of the minimum prevailing wages established under "The New Jersey Prevailing Wage Act" N.J.S.A. 34:11-56 et al.

CONTRACTOR: _____
ADDRESS: _____

BY: _____
ORIGINAL SIGNATURE ONLY

STATE OF NEW JERSEY
COUNTY OF _____

Being by me duly sworn according to law, on his oath deposes and says that _____ is _____ of _____ the above named contractor, and that the facts set forth in the above statement are true.

Subscribed and sworn before me
this ____ day of _____, 200__.

Notary Public: _____
My Commission Expires: _____

* N.J.S.A. 34:11-56.33 requires the contractor and subcontractor to file written statements with the public body in form satisfactory to the Commissioner certifying to the amounts then due and owing from such contractor and subcontractor filing such statement to any and all workmen for wages due on account of the public work, setting forth therein the names of the persons whose wages are unpaid and the amount due to each respectively. Union County will withhold the amount so deducted for the benefit of the workmen whose wages are unpaid as shown by the verified statement filed, and will pay directly to any workman the amount shown by such statement to be due to him for such wages. Such payment shall thereby discharge the obligation of the contractor to the person receiving such payment to the extent of the amount thereof.

Bidder's Name _____

UNCOMPLETED CONTRACTS AFFIDAVIT
(To be submitted with DPMC Form 701)

PURSUANT TO N.J.A.C. 17:19-2.13, BIDDER DECLARES THE FOLLOWING WITH RESPECT TO ITS UNCOMPLETED CONTRACTS, ON ALL WORK, FROM WHATEVER SOURCE (PUBLIC AND PRIVATE), BOTH IN NEW JERSEY AND FROM OTHER GOVERNMENTAL JURISDICTIONS

ENTITY	PROJECT TITLE	ORIGINAL CONTRACT AMOUNT	UNCOMPLETED AMOUNT AS OF BID OPENING DATE	NAME AND TELEPHONE NUMBER OF PARTY TO BE CONTACTED FROM ENTITY FOR VERIFICATION

TOTAL AMOUNT OF UNCOMPLETED CONTRACTS \$ _____

Sworn and Subscribed to Before me

This _____ day of _____ 20____

Notary Public

BIDDER:

(Signature)

(Print Name)

NOTE: FAILURE TO COMPLETE AND SUBMIT THIS DOCUMENT WITH YOUR PROPOSAL MAY RESULT IN A REJECTION OF YOUR BID.

Bidder's Name _____

CERTIFICATE OF INSURANCE STATEMENT

The Bidder fully understands the County of Union insurance requirements as stated in the Instructions to Bidders as well as the Owner/Contractor Agreement and agrees to provide all insurance required by these documents prior to the issuance of the Notice to Proceed.

BIDDER (Signature)

BIDDER (Print Name)

NOTE: FAILURE TO COMPLETE AND SUBMIT THIS DOCUMENT WITH YOUR PROPOSAL MAY RESULT IN A REJECTION OF YOUR BID.

Bidder's Name _____

COLLECTION OF USE TAX ON SALES TO LOCAL GOVERNMENTS STATEMENT

The Bidder fully understands the requirements of the use tax on sales to local governments as stated in the General Conditions to the Contract for Construction and the Instructions to Bidders, and agrees at all times to comply with the "Contractor Use Tax Collection Legislation", as defined therein, and the terms relating thereto contained in the Contract Documents.

BIDDER (Signature)

BIDDER (Print Name)

NOTE: FAILURE TO COMPLETE AND SUBMIT THIS DOCUMENT WITH YOUR PROPOSAL MAY RESULT IN A REJECTION OF YOUR BID.

Bidder's Name _____

TIME OF COMPLETION

The undersigned proposed that if awarded the Contract, the scope of work will be started within ten (10) calendar days and will be substantially completed within **One Hundred Eighty (180) calendar days** from the date of the notice to proceed.

I, _____ of _____
NAME (Print or type) COMPANY

Agree to complete work in the time frame specified _____
SIGNATURE

SITE VISIT – GENERAL CONTRACTOR

I, _____ of _____
NAME (Print or type) COMPANY

Visited the site of the work on _____
SIGNATURE

COUNTY OF UNION NEW JERSEY
Division of Purchasing
DISCLOSURE OF INVESTMENT ACTIVITIES IN IRAN

Solicitation Number: _____ Bidder/Offeror: _____

Pursuant to Public law 2012, c. 25, any person or entity that submits a bid or proposal or otherwise proposes to enter into or renew a contract must complete the certification below to attest, under penalty of perjury, that the person or entity, or one of the person or entity's parents, subsidiaries, or affiliates, is not identified on a list created and maintained by the Department of the Treasury as a person or entity engaging in investment activities in Iran. If the Director finds a person or entity to be in violation of the principles which are the subject of the law, s/he shall take action as may be appropriate and provided by law, rule or contract, including but not limited to, imposing sanctions, seeking compliance, recovering damages, declaring the party in default and seeking debarment or suspension of the person or entity.

I certify, pursuant to Public Law 2012, c. 25, that the person or entity listed above for which I am authorized to bid/renew:

is not providing goods or services of \$20,000,000 or more in the energy sector of Iran, including a person or entity that provides oil or liquefied natural gas tankers, or products used to construct or maintain pipe lines used to transport oil or liquefied natural gas, for the energy sector of Iran,
AND

is not a financial institution that extends \$20,000,000 or more in credit to another person or entity, for 45 days or more, if that person or entity will use the credit to provide goods or services in the energy sector in Iran.

In the event that a person or entity is unable to make the above certification because it or one of its parents, subsidiaries, or affiliates has engaged in the above-referenced activities, a detailed, accurate and precise description of the activities must be provided in part 2 below to the Division of Purchase under penalty of perjury. Failure to provide such will result in the proposal being rendered as non-responsive and appropriate penalties, fines and/or sanctions will be assessed as provided by law.

PART 2: PLEASE PROVIDE FURTHER INFORMATION RELATED TO INVESTMENT ACTIVITIES IN IRAN. You must provide, accurate and precise description of the activities of the bidding person/entity, or one of its parents, subsidiaries or affiliates, engaging in the investment activities in Iran outlined above by completing the boxes below.

Name _____ Relationship to Bidder/Offeror _____

Description of Activities _____

Duration of Engagement _____ Anticipated Cessation Date _____

Bidder/Offeror Contact Name _____ Contact Phone Number _____

Certification: I, being duly sworn upon my oath, hereby represent and state that the foregoing information and any attachments thereto to the best of my knowledge are true and complete. I attest that I am authorized to execute this certification on behalf of the above referenced person or entity. I acknowledge that Union County is relying on the information contained herein and hereby acknowledge that I am under a continuing obligation from the date of this certification through the completion of any contracts with the County to notify the County in writing of any changes to the answers of information contained herein. I acknowledge that I am aware that it is a criminal offense to make a false statement or misrepresentation in this certification, and if I do so, I recognize that I am subject to criminal prosecution under the law and that it will also constitute a material breach of my agreement(s) with Union County, New Jersey and that the County at its option may declare any contract(s) resulting from this certification void and unenforceable.

Full Name (Print) _____ Signature _____

Title _____ Date _____

STANDARD SPECIFICATIONS

The Standard Specifications for Road and Bridge Construction of New Jersey Department of Transportation, 2007 Edition; is added to and/or amended elsewhere herein by the Notice to Contractors (Advertisement), Proposal, Information for Bidders, General Conditions, Special Provisions, Project Plans, and Supplementary Specifications; shall, insofar as technical requirements are involved, govern in the execution of this project.

Such Standard Specifications are made a part of these Specifications by this reference and will not be repeated herein. It is the responsibility of prospective bidders to familiarize themselves with these Standard Specifications, copies of which may be examined at the office of the Engineer and may be obtained, upon payment of the cost thereof, from:

Department of Transportation
State of New Jersey
1035 Parkway Avenue
Trenton, New Jersey 08625

The Notice to Bidders (Advertisement), Proposal, General Conditions, Instructions to Bidders, Special Provisions, Project Plans and/or Technical Specifications shall govern and prevail in the case of conflict between them and the Standard Specifications.

In these Standard Specifications the words "COMMISSIONER" or "DEPARTMENT" shall refer to and mean the person, persons, body, board or agent legally empowered to enter into contracts and otherwise legally act for the Owner. The words "RESIDENT ENGINEER (RE)", "ENGINEER" or "STATE" shall refer to and mean the professional engineering representative of the Owner as hereinbefore defined and the word "INSPECTOR" shall mean the authorized project representative of the Engineer with the authority as hereinbefore defined. The word "LABORATORY" shall mean and refer to the Engineer who may, at his discretion, and with the consent of the Owner, employ qualified technical personnel or testing laboratories to assist him in fulfilling the duties normally assigned to the "LABORATORY" in these Standard Specifications.

When reference is made herein to the bulletins, standards, specifications, publications or requirements of the Manual on Uniform Traffic Control Devices (MUTCD), Institute of Traffic Engineers (ITE), Federal Highway Administration (FHWA), American Association of State Highway Officials (AASHTO), the American Concrete Institute (ACI), the American Society of Civil Engineers (ASCE) or similar national or regional societies, associations, institutes or organizations; the requirements of the bulletins, specifications, publications or requirements referred to shall be considered a part of these Specifications by such reference and shall not be repeated herein but shall have the same import and be as binding as if herein set forth in full.

DRAFT AIA Document A101™ - 2007

Standard Form of Agreement Between Owner and Contractor where the basis of payment is a Stipulated Sum

AGREEMENT made as of the day of in the year
(In words, indicate day, month and year.)

BETWEEN the Owner:
(Name, legal status, address and other information)

and the Contractor:
(Name, legal status, address and other information)

for the following Project:
(Name, location and detailed description)

The County Engineer or his designee:
(Name, legal status, address and other information)



The Owner and Contractor agree as follows.



ADDITIONS AND DELETIONS:
The author of this document has added information needed for its completion. The author may also have revised the text of the original AIA standard form. An Additions and Deletions Report that notes added information as well as revisions to the standard form text is available from the author and should be reviewed.

This document has important legal consequences. Consultation with an attorney is encouraged with respect to its completion or modification.

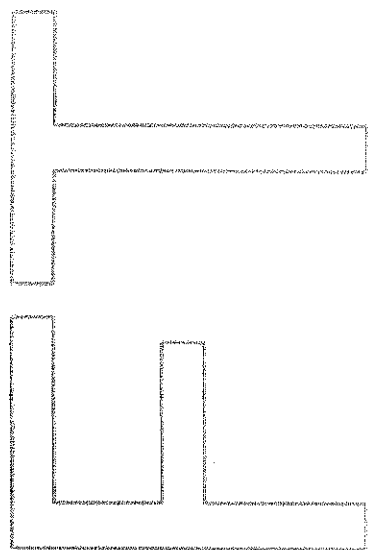
AIA Document A201™-2007, General Conditions of the Contract for Construction, is adopted in this document by reference. Do not use with other general conditions unless this document is modified.



ELECTRONIC COPYING of any portion of this AIA Document to another electronic file is prohibited and constitutes a violation of copyright laws as set forth in the footer of this document.

TABLE OF ARTICLES

- 1 THE CONTRACT DOCUMENTS
- 2 THE WORK OF THIS CONTRACT
- 3 DATE OF COMMENCEMENT AND SUBSTANTIAL COMPLETION
- 4 CONTRACT SUM
- 5 PAYMENTS
- 6 DISPUTE RESOLUTION
- 7 TERMINATION OR SUSPENSION
- 8 MISCELLANEOUS PROVISIONS
- 9 ENUMERATION OF CONTRACT DOCUMENTS
- 10 INSURANCE AND BONDS



ARTICLE 1 THE CONTRACT DOCUMENTS

The Contract Documents consist of this Agreement, Conditions of the Contract (General, Supplementary and other Conditions), Drawings, Specifications, Addenda issued prior to execution of this Agreement, other documents listed in this Agreement and Modifications issued after execution of this Agreement, all of which form the Contract, and are as fully a part of the Contract as if attached to this Agreement or repeated herein. The Contract represents the entire and integrated agreement between the parties hereto and supersedes prior negotiations, representations or agreements, either written or oral. An enumeration of the Contract Documents, other than a Modification, appears in Article 9.

ARTICLE 2 THE WORK OF THIS CONTRACT

The Contractor shall fully execute the Work described in the Contract Documents, except as specifically indicated in the Contract Documents to be the responsibility of others. The Contractor will not be compensated for labor or materials outside the scope of work that is not properly authorized.

ARTICLE 3 DATE OF COMMENCEMENT AND SUBSTANTIAL COMPLETION

§ 3.1 The date of commencement of the Work shall be the date of this Agreement unless a different date is stated below or provision is made for the date to be fixed in a Notice to proceed issued by the Owner, which is anticipated to be on or about

()

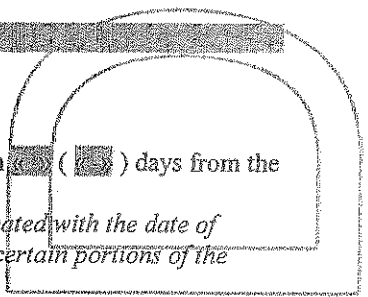
If, prior to the commencement of the Work, the Owner requires time to file mortgages and other security interests, the Owner's time requirement shall be as follows: Not applicable.

()

§ 3.2 The Contract Time shall be measured from the date of commencement.

§ 3.3 The Contractor shall achieve Substantial Completion of the entire Work not later than () days from the date of commencement, or as follows:

(Insert number of calendar days. Alternatively, a calendar date may be used when coordinated with the date of commencement. If appropriate, insert requirements for earlier Substantial Completion of certain portions of the Work.)



Portion of Work

Substantial Completion Date

Entire Work

TBD

, subject to adjustments of this Contract Time as provided in the Contract Documents.
(Insert provisions, if any, for liquidated damages relating to failure to achieve Substantial Completion on time or for bonus payments for early completion of the Work.)

« » Should the Contractor fail to complete fully, and in conformity with all provisions of the Contract within the Contract Time, the Contractor shall, and hereby agrees to pay the Owner One Thousand Dollars (\$1,000.00) per day for as liquidated damages, for each consecutive calendar day beyond the number of days allowed by the Contract, which sum is agreed upon as reasonable and proper measure of damages that the Owner will sustain per diem by failure of Contractor to complete Work within time as stipulated; it is being recognized by Owner and Contractor that the injury to Owner that could result from a failure of the Contractor to complete on schedule, is uncertain and cannot be computed exactly. In no way shall costs of Liquidated Damages to be construed as a penalty to the Contractor. (See Bid Documents)

ARTICLE 4 CONTRACT SUM

§ 4.1 The Owner shall pay the Contractor the Contract Sum in current funds for the Contractor's performance of the Contract. The Contract Sum shall be « » (\$ « »), subject to additions and deductions as provided in the Contract Documents.

§ 4.2 The Contract Sum is based upon the following alternates, if any, which are described in the Contract Documents and are hereby accepted by the Owner:
(State the numbers or other identification of accepted alternates. If the bidding or proposal documents permit the Owner to accept other alternates subsequent to the execution of this Agreement, attach a schedule of such other alternates showing the amount for each and the date when that amount expires.)

« »
§ 4.3 Unit prices, if any:
(Identify and state the unit price; state quantity limitations, if any, to which the unit price will be applicable.)

Item	Units and Limitations	Price Per Unit (\$0.00)
« »	« »	« »

§ 4.4 Allowances included in the Contract Sum, if any:
(Identify allowance and state exclusions, if any, from the allowance price.)

Item	Price
« »	« »

ARTICLE 5 PAYMENTS

§ 5.1 PROGRESS PAYMENTS

§ 5.1.1 Based upon Applications for Payment submitted to the County Engineer or his designee by the Contractor and Certificates for Payment issued by the County Engineer or his designee, the Owner shall make progress payments on account of the Contract Sum to the Contractor as provided below and elsewhere in the Contract Documents.

§ 5.1.2 The period covered by each Application for Payment shall be one calendar month ending on the last day of the month, or as follows:

« »
§ 5.1.3 The Contractor shall submit a Preliminary Payment Request (Pencil Requisition) to the County Engineer or his designee on the twenty-fifth (25th) day of any given calendar month for Work performed during that month,

Upon receipt of the Pencil Requisition from the Contractor, the County Engineer or his designee shall review the Pencil Requisition and approve or disapprove of it in whole or in part as set forth hereafter. Within (4) calendar days of receipt of the Pencil Requisition from the Contractor, the County Engineer or his designee shall return the Pencil Requisition to the Contractor, with those charges that are approved or disapproved, if any, by the County Engineer or his designee, for the Contractor's incorporation into an Application for Payment. Within two (2) calendar days of return of the Pencil Requisition from the County Engineer or his designee, the Contractor shall submit a formal application for Payment to the County Engineer or his designee for review and approval by the County Engineer or his designee incorporating any revisions made by the County Engineer or his designee in the Pencil Requisition submission. Within five (5) calendar days of receipt of Contractor's Application for Payment, the County Engineer or his designee shall take any one of the following actions:

- 1) Certify the entire Application for Payment;
- 2) Certify partial payment and provide the Contractor with reasons for withholding the remaining portion of the payment; or
- 3) Withhold certification of the entire Application for Payment and provide the Contractor with reasons for withholding the entire payment,

Once the Application for Payment is certified either in whole or in part, the County Engineer or his designee shall transmit the Certified Payment Application within three (3) calendar days to the Owner for its review and payment. The Owner shall make payment to the Contractor for the Certified Payment Amount by no later than the time period set forth in the New Jersey Prompt Payment Act following receipt of the Certificate for Payment from the County Engineer or his designee. The Owner shall not be obligated to pay any Application for Payment until the Application for Payment is certified by the County Engineer or his designee. Approval of any Application for Payment may be withheld should the Contractor fail to submit Manning Reports in a timely manner.

Pursuant to N.J.S.A. 2A:30A-1 et seq. (the "Prompt Payment Act"), a public or governmental entity that requires the entity's governing body to vote on authorizations for each periodic payment, final payment, or retainage monies, such as the Owner, is excepted from the timing requirements of the Act. Accordingly, the Owner shall not approve the Contractor's Application for Payment until it is certified by the County Engineer or his designee in accordance herewith and shall not approve the Contractor's Certified Payment Application until the next scheduled public meeting of the Owner following the Owner's receipt of the Certified Payment Application from the County Engineer or his designee. The Owner shall not make payment to the Contractor for the Certified Payment Amount until the Owner's subsequent payment cycle following its approval of the Payment Application.

Pursuant to this same Act, if a payment due pursuant to the provisions herein is not made in a timely manner, the Owner shall be liable for the amount of money owed under the contract, plus interest at a rate equal to the prime rate plus one percent (1%), notwithstanding anything to the contrary in the Contract Documents. Interest on amounts due pursuant to the Act shall be paid to the prime contractor for the period beginning on the day after the required payment date and ending on the day on which the check for payment is received by the Contractor.

Pursuant to this same Act, disputes regarding whether a party has failed to make payments required by the Act may be submitted to a process of alternative dispute resolution, notwithstanding anything to the contrary in the contract documents, where the parties agree to same. Alternative dispute resolution permitted by the Act shall not apply to disputes concerning any other matters that may arise under or from this Contract. Any civil action brought to collect payments shall be conducted in Union County, State of New Jersey, and the prevailing party shall be awarded reasonable costs and attorneys' fees.

§5.1.4 The County Engineer or his designee may decide not to certify payment and may withhold a Certificate for Payment, in whole or in part, to the extent reasonably necessary to protect the Owner if, in the County Engineer or his designee's opinion, the representations as described in Section 5.1.5 below cannot be made to the Owner. If the County Engineer or his designee withholds a Certificate for Payment, the County Engineer or his designee will notify the Contractor and Owner as provided in Section 5.1.3 above. If the Contractor and County Engineer or his designee cannot agree on a revised amount, the County Engineer or his designee will issue a Certificate for Payment for the amount for which the County Engineer or his designee is able to make such representations to the Owner as set forth in Section 5.1.3 above. The County Engineer or his designee may also decide to withhold certifying

payment in whole or in part, or, because of subsequently discovered evidence or subsequent observations, to such extent as may be necessary in the County Engineer or his designee's opinion to protect the Owner from loss because of:

- .1 Defective Work not remedied;
- .2 third party claims filed or reasonable evidence indicating probable filing of such claims;
- .3 failure of the Contractor to make payments properly to Subcontractors or for labor, materials, or equipment;
- .4 reasonable evidence that the Work cannot be completed for the unpaid balance of the Contract Sum;
- .5 damage to the Owner or another contractor;
- .6 reasonable evidence that the Work will not be completed within the Contract Time, and that the unpaid balance would not be adequate to cover actual or Liquidated Damages for the anticipated delay;
- .7 failure to carry out the Work in accordance with the Contract Documents;
- .8 avoidable delay in the progress of the Work;
- .9 deliberate delay in the submission for approval of names of Subcontractors, materialmen, sources of supply, shop drawings, and samples;
- .10 failure to maintain the Project Site in a safe and satisfactory condition in accordance with good construction practices as determined by the County Engineer or his designee; or
- .11 failure to submit updates as required by the General Conditions.

When the foregoing reasons for withholding certification are resolved, certification will be made for amounts previously withheld in the manner set forth in Section 5.1.3 above.

§5.1.5 The issuance of a separate Certificate for Payment will constitute representations made separately by the County Engineer or his designee to the Owner, based on its individual observations at the site and the data comprising the Application for Payment submitted by the Contractor, that the Work has progressed to the point indicated and that, to the best of the County Engineer or his designee's knowledge, information and belief, quality of the Work is in accordance with the Contract Documents.

The foregoing representations are subject to an evaluation of the Work for conformance with the Contract Documents upon Substantial Completion, to results of subsequent tests and inspections, to minor deviations from the Contract Documents correctable prior to completion and to specific qualifications expressed by the County Engineer or his designee. The

issuance of a separate Certificate of Payment will further constitute a representation that the Contractor is entitled to payment in the amount certified. However, the issuance of a separate Certificate for Payment will not be a representation that the County Engineer or his designees has (1) made exhaustive or continuous on-site inspections to check the quality or quantity of the Work; (2) reviewed the Contractor's construction means, methods, techniques, sequences or procedures; (3) reviewed copies of requisitions received from Subcontractor's and materials suppliers and other data requested by the Owner to substantiate the Contractor's right to payment; or (4) made examination to ascertain how or for what purpose the Contractor has used money previously paid on account of the Contract Sum.

§5.1.6 Each Application for Payment shall be based on the most recent schedule of values submitted by the Contractor in accordance with the Contract Documents. The schedule of values shall allocate the entire Contract Sum among the various portions of the Work. The schedule of values shall be prepared in such form and supported by such data to substantiate its accuracy as the County Engineer or his designee may require. This schedule, unless objected to by the County Engineer or his designee, shall be used as a basis for reviewing the Contractor's Applications for Payment.

§5.1.7 Applications for Payment shall show the percentage of completion of each portion of the Work as of the end of the period covered by the Application for Payment.

§ 5.1.8 Subject to other provisions of the Contract Documents, the amount of each progress payment shall be computed as follows:

- .1 Take that portion of the Contract Sum properly allocable to completed Work as determined by multiplying the percentage completion of each portion of the Work by the share of the Contract Sum allocated to that portion of the Work in the schedule of values, less retainage of percent (%). Pending final determination of cost to the Owner of changes in the Work, amounts not in dispute shall be included as provided in Section 7.3.9 of AIA Document A201™-2007, General Conditions of the Contract for Construction;
- .2 Add that portion of the Contract Sum properly allocable to materials and equipment delivered and suitably stored at the site for subsequent incorporation in the completed construction (or, if approved in advance by the Owner, suitably stored off the site at a location agreed upon in writing), less retainage of percent (%);
- .3 Subtract the aggregate of previous payments made by the Owner; and
- .4 Subtract amounts, if any, for which the County Engineer or his designee has withheld or nullified a Certificate for Payment as provided in Section 9.5 of AIA Document A201-2007.

§5.1.9 The progress payment amount determined in accordance with Section 5.1.8 shall be further modified under the following circumstances:

- .1 Add, upon Substantial Completion of the Work, a sum sufficient to increase the total payments to the full amount of the Contract Sum, less such amounts as the County Engineer or his designee shall determine for incomplete Work, retainage applicable to such work and unsettled claims; and
- .2 Add, if final completion of the Work is thereafter materially delayed through no fault of the Contractor, any additional amounts payable in accordance with Section 9.10.3 of AIA Document A201-2007.

§5.1.10 Retainage shall be determined as follows: Pursuant to N.J.S.A. 40A:11-6.1, the Owner will withhold two percent (2%) of the amount due on each partial payment when the outstanding balance of the Contract exceeds One Hundred Thousand Dollars (\$100,000.00).

§5.1.11 Except with the Owner's prior approval, the Contractor shall not make advance payments to suppliers for materials or equipment which have not been delivered and stored at the site.

§ 5.2 FINAL PAYMENT

§ 5.2.1 Final payment, constituting the entire unpaid balance of the Contract Sum, shall be made by the Owner to the Contractor when

- .1 the Contractor has fully performed the Contract except for the Contractor's responsibility to correct Work as provided in Section 12.2.2 of AIA Document A201-2007, and to satisfy other requirements, if any, which extend beyond final payment; and
- .2 a final Certificate for Payment has been issued by the County Engineer or his designee.

§ 5.2.2 The Owner's final payment to the Contractor shall be made no later than 30 days after the issuance of the County Engineer or his designee's final Certificate for Payment, or as follows:

« »

ARTICLE 6 DISPUTE RESOLUTION

§ 6.1 INITIAL DECISION MAKER

The County Engineer or his designee will serve as Initial Decision Maker pursuant to Section 15.2 of AIA Document A201-2007, unless the parties appoint below another individual, not a party to this Agreement, to serve as Initial Decision Maker.

(If the parties mutually agree, insert the name, address and other contact information of the Initial Decision Maker, if other than the County Engineer or his designee.)

« »
« »
« »
« »

§ 6.2 BINDING DISPUTE RESOLUTION

Except as provided in Section 5.1.3 of the Standard Form of Agreement between the Owner and Contractor, all claims, disputes or other matters in question between the parties to this Contract, arising out of or relating to the Project or to the Contract, or the alleged breach hereof, shall be subject one to mediation, and if not resolved, then same shall be decided in a Court of competent jurisdiction venued in Union County, New Jersey. No party may be compelled to submit any dispute concerning the Project to arbitration. In the event any claim arising from the Project is beyond the jurisdiction of the court, the Contract consents to joinder as a party to such action or alternative dispute proceeding.

ARTICLE 7 TERMINATION OR SUSPENSION

§ 7.1 The Contract may be terminated by the Owner or the Contractor as provided in Article 14 of AIA Document A201-2007.

§ 7.2 The Work may be suspended by the Owner as provided in Article 14 of AIA Document A201-2007.

ARTICLE 8 MISCELLANEOUS PROVISIONS

§ 8.1 Where reference is made in this Agreement to a provision of AIA Document A201-2007 or another Contract Document, the reference refers to that provision as amended or supplemented by other provisions of the Contract Documents.

§ 8.2 Payments due and unpaid under the Contract shall in no instance bear interest, except as required by law in accordance with Section 5.1.3 hereof.

§ 8.3 The Contractor shall ensure that the Project Site is maintained in a clean and safe condition at all times, based upon Owner's sole discretion. If the Contractor fails to keep the Project Site in a clean and safe condition, said failure shall result in the following:

- .1 all claims resulting from the Contractor's failure shall be the Contractor's responsibility;
- .2 said failure shall constitute an act of default and a substantial breach of the Contract giving the Owner remedies under the contract Documents; and
- .3 the Owner shall have the right to withhold any payments until the Contractor cures its failure.

Failure to do so shall authorize the Owner to withhold any Applications for payment until such time as the Contractor has rectified same. Further, if the Contractor fails to clean up as provided in the Contract Documents, the Owner may do so and the cost thereof shall be charged to the Contractor.

§ 8.4 Indemnification – See Indemnification Requirements in Bid Documents.

§ 8.5 The within contract shall be governed by and interpreted pursuant to the law of the State of New Jersey.

§ 8.6 The Contractor shall comply with the anti-discrimination provisions of N.J.S.A. 10:2-1 et seq., the New Jersey Law Against Discrimination, N.J.S.A. 10:5-1 et seq., N.J.A.C. 17:27-1.1 et seq. and shall guarantee to afford equal opportunity in performance of the Work in accordance with an affirmative action program approved by the State Treasurer. (See Page G-21).

§ 8.7 The Contractor shall submit proof of Business Registration for itself and its subcontractors to the Owner and shall provide written notice to its subcontractors and suppliers of the responsibility to submit proof of business registration to the contractor. The requirement of proof of Business Registration extends down through all levels (tiers) of the Project.

The Contractor agrees to comply with the rules and regulations promulgated pursuant to the Contractor Use Tax Collection Legislation.

For the term of the contract, the Contractor, any subcontractor, and each of their affiliates [N.J.S.A. 52:32-44(g)93], shall collect and remit to the New Jersey Director of the Division of Taxation in the Department of Treasury, the use tax due pursuant to the "Sales and Use Tax Act," P.L. 1966, c. 30 (C.54:32B-1 et seq.) on all of their sales of tangible personal property delivered into the State of New Jersey, regardless of whether the tangible personal property is intended for a contract with a contracting agency. For purposes herein, "affiliate" shall mean any entity that: (a)

directly, indirectly or constructively controls another entity; (b) is directly, indirectly, or constructively controlled by another entity; or (c) is subject to the control of a common entity. For purposes of the immediately preceding sentence, an entity controls another entity if it owns, directly or indirectly, more than fifty percent (50%) of the Ownership interest in that entity.

§8.8 This Standard Form of Agreement and the General Conditions set forth in the Bid Documents shall control in the case of conflict between these documents and the Project Specifications, the Project Manual, and any other exhibits incorporated by reference in this Contract.

ARTICLE 9 ENUMERATION OF CONTRACT DOCUMENTS

§ 9.1 The Contract Documents, except for Modifications issued after execution of this Agreement, are enumerated in the sections below, and incorporated herein as if set forth in their entirety.

§ 9.1.1 The Agreement is this executed AIA Document A101-2007, Standard Form of Agreement Between Owner and Contractor.

§ 9.1.2 The General Conditions are AIA Document A201-2007, General Conditions of the Contract for Construction.

§ 9.1.3 The Supplementary and other Conditions of the Contract:

Document	Title	Date	Pages

§ 9.1.4 The Specifications:

(Either list the Specifications here or refer to an exhibit attached to this Agreement.)

« See Specifications as referenced by Exhibit B.

Section	Title	Date	Pages

§ 9.1.5 The Drawings:

(Either list the Drawings here or refer to an exhibit attached to this Agreement.)

« See List of Drawings, annexed hereto as Exhibit C.

Number	Title	Date

§ 9.1.6 The Addenda, if any:

Number	Date	Pages

Portions of Addenda relating to bidding requirements are not part of the Contract Documents unless the bidding requirements are also enumerated in this Article 9.

§ 9.1.7 Additional documents, if any, forming part of the Contract Documents:

- 1 AIA Document E201™-2007, Digital Data Protocol Exhibit, if completed by the parties, or the following:

■

- 2 Other documents, if any, listed below:

■

ARTICLE 10 INSURANCE AND BONDS

The Contractor shall purchase and maintain insurance and provide bonds as set forth in Article 11 of AIA Document A201-2007.

(State bonding requirements, if any, and limits of liability for insurance required in Article 11 of AIA Document A201-2007.)

Type of insurance or bond

Limit of liability or bond amount (\$0.00)

This Agreement entered into as of the day and year first written above.

OWNER (Signature)

<><><>

(Printed name and title)

CONTRACTOR (Signature)

<><><>

(Printed name and title)

DRAFT AIA Document A201™ - 2007

General Conditions of the Contract for Construction

for the following PROJECT:

(Name and location or address)

«County of Union»

« »

THE OWNER:

(Name, legal status and address)

« »

« »

THE ENGINEER, OR HIS DESIGNEE :

(Name, legal status and address)

« »

« »


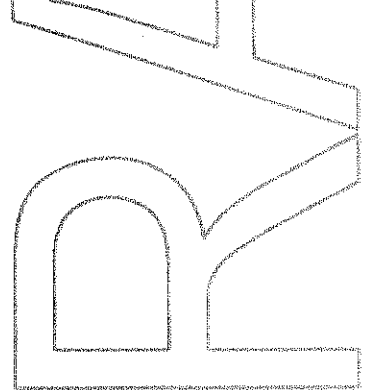
TABLE OF ARTICLES

- 1 GENERAL PROVISIONS
- 2 OWNER
- 3 CONTRACTOR
- 4 ENGINEER, OR HIS DESIGNEE :
- 5 SUBCONTRACTORS
- 6 CONSTRUCTION BY OWNER OR BY SEPARATE CONTRACTORS
- 7 CHANGES IN THE WORK
- 8 TIME
- 9 PAYMENTS AND COMPLETION
- 10 PROTECTION OF PERSONS AND PROPERTY
- 11 INSURANCE AND BONDS
- 12 UNCOVERING AND CORRECTION OF WORK
- 13 MISCELLANEOUS PROVISIONS
- 14 TERMINATION OR SUSPENSION OF THE CONTRACT
- 15 CLAIMS AND DISPUTES

ADDITIONS AND DELETIONS:

The author of this document has added information needed for its completion. The author may also have revised the text of the original AIA standard form. An Additions and Deletions Report that notes added information as well as revisions to the standard form text is available from the author and should be reviewed.

This document has important legal consequences. Consultation with an attorney is encouraged with respect to its completion or modification.



ELECTRONIC COPYING of any portion of this AIA Document to another electronic file is prohibited and constitutes a violation of copyright laws as set forth in the footer of this document.

INDEX

(Topics and numbers in bold are section headings.)

Acceptance of Nonconforming Work

9.6.6, 9.9.3, 12.3

Acceptance of Work

9.6.6, 9.8.2, 9.9.3, 9.10.1, 9.10.3, 12.3

Access to Work

3.16, 6.2.1, 12.1

Accident Prevention

10

Acts and Omissions

3.2, 3.3.2, 3.12.8, 3.18, 4.2.3, 8.3.1, 9.5.1, 10.2.5, 10.2.8, 13.4.2, 13.7, 14.1, 15.2

Addenda

1.1.1, 3.11.1

Additional Costs, Claims for

3.7.4, 3.7.5, 6.1.1, 7.3.7.5, 10.3, 15.1.4

Additional Inspections and Testing

9.4.2, 9.8.3, 12.2.1, 13.5

Additional Insured

11.1.4

Additional Time, Claims for

3.2.4, 3.7.4, 3.7.5, 3.10.2, 8.3.2, 15.1.5

Administration of the Contract

3.1.3, 4.2, 9.4, 9.5

Advertisement or Invitation to Bid

1.1.1

Aesthetic Effect

4.2.13

Allowances

3.8, 7.3.8

All-risk Insurance

11.3.1, 11.3.1.1

Applications for Payment

4.2.5, 7.3.9, 9.2, 9.3, 9.4, 9.5.1, 9.6.3, 9.7, 9.10, 11.1.3

Approvals

2.1.1, 2.2.2, 2.4, 3.1.3, 3.10.2, 3.12.8, 3.12.9, 3.12.10, 4.2.7, 9.3.2, 13.5.1

Arbitration

8.3.1, 11.3.10, 13.1.1, 15.3.2, 15.4

ENGINEER, OR HIS DESIGNEE

4

Engineer, or his designee, Definition of

4.1.1

Engineer, or his designee, Extent of Authority

2.4.1, 3.12.7, 4.1, 4.2, 5.2, 6.3, 7.1.2, 7.3.7, 7.4, 9.2, 9.3.1, 9.4, 9.5, 9.6.3, 9.8, 9.10.1, 9.10.3, 12.1, 12.2.1, 13.5.1, 13.5.2, 14.2.2, 14.2.4, 15.1.3, 15.2.1

Engineer, or his designee, Limitations of Authority and Responsibility

2.1.1, 3.12.4, 3.12.8, 3.12.10, 4.1.2, 4.2.1, 4.2.2, 4.2.3, 4.2.6, 4.2.7, 4.2.10, 4.2.12, 4.2.13, 5.2.1, 7.4, 9.4.2, 9.5.3, 9.6.4, 15.1.3, 15.2

Engineer, or his designee's Additional Services and Expenses

2.4.1, 11.3.1.1, 12.2.1, 13.5.2, 13.5.3, 14.2.4

Engineer, or his designee's Administration of the Contract

3.1.3, 4.2, 3.7.4, 15.2, 9.4.1, 9.5

Engineer, or his designee's Approvals

2.4.1, 3.1.3, 3.5, 3.10.2, 4.2.7

Engineer, or his designee's Authority to Reject Work

3.5, 4.2.6, 12.1.2, 12.2.1

Engineer, or his designee's Copyright

1.1.7, 1.5

Engineer, or his designee's Decisions

3.7.4, 4.2.6, 4.2.7, 4.2.11, 4.2.12, 4.2.13, 4.2.14, 6.3, 7.3.7, 7.3.9, 8.1.3, 8.3.1, 9.2, 9.4.1, 9.5, 9.8.4, 9.9.1, 13.5.2, 15.2, 15.3

Engineer, or his designee's Inspections

3.7.4, 4.2.2, 4.2.9, 9.4.2, 9.8.3, 9.9.2, 9.10.1, 13.5

Engineer, or his designee's Instructions

3.2.4, 3.3.1, 4.2.6, 4.2.7, 13.5.2

Engineer, or his designee's Interpretations

4.2.11, 4.2.12

Engineer, or his designee's Project Representative

4.2.10

Engineer, or his designee's Relationship with Contractor

1.1.2, 1.5, 3.1.3, 3.2.2, 3.2.3, 3.2.4, 3.3.1, 3.4.2, 3.5, 3.7.4, 3.7.5, 3.9.2, 3.9.3, 3.10, 3.11, 3.12, 3.16, 3.18, 4.1.2, 4.1.3, 4.2, 5.2, 6.2.2, 7, 8.3.1, 9.2, 9.3, 9.4, 9.5, 9.7, 9.8, 9.9, 10.2.6, 10.3, 11.3.7, 12, 13.4.2, 13.5, 15.2

Engineer, or his designee's Relationship with Subcontractors

1.1.2, 4.2.3, 4.2.4, 4.2.6, 9.6.3, 9.6.4, 11.3.7

Engineer, or his designee's Representations

9.4.2, 9.5.1, 9.10.1

Engineer, or his designee's Site Visits

3.7.4, 4.2.2, 4.2.9, 9.4.2, 9.5.1, 9.9.2, 9.10.1, 13.5

Asbestos

10.3.1

Attorneys' Fees

3.18.1, 9.10.2, 10.3.3

Award of Separate Contracts

6.1.1, 6.1.2

Award of Subcontracts and Other Contracts for Portions of the Work

5.2

Basic Definitions

1.1

Bidding Requirements

1.1.1, 5.2.1, 11.4.1

Binding Dispute Resolution

9.7, 11.3.9, 11.3.10, 13.1.1, 15.2.5, 15.2.6.1, 15.3.1, 15.3.2, 15.4.1

Boiler and Machinery Insurance
 11.3.2
Bonds, Lien
 7.3.7.4, 9.10.2, 9.10.3
Bonds, Performance, and Payment
 7.3.7.4, 9.6.7, 9.10.3, 11.3.9, 11.4
Building Permit
 3.7.1
Capitalization
 1.3
Certificate of Substantial Completion
 9.8.3, 9.8.4, 9.8.5
Certificates for Payment
 4.2.1, 4.2.5, 4.2.9, 9.3.3, 9.4, 9.5, 9.6.1, 9.6.6, 9.7,
 9.10.1, 9.10.3, 14.1.1.3, 14.2.4, 15.1.3
Certificates of Inspection, Testing or Approval
 13.5.4
Certificates of Insurance
 9.10.2, 11.1.3
Change Orders
 1.1.1, 2.4.1, 3.4.2, 3.7.4, 3.8.2.3, 3.11.1, 3.12.8, 4.2.8,
 5.2.3, 7.1.2, 7.1.3, 7.2, 7.3.2, 7.3.6, 7.3.9, 7.3.10,
 8.3.1, 9.3.1.1, 9.10.3, 10.3.2, 11.3.1.2, 11.3.4, 11.3.9,
 12.1.2, 15.1.3
Change Orders, Definition of
 7.2.1
CHANGES IN THE WORK
 2.2.1, 3.11, 4.2.8, 7, 7.2.1, 7.3.1, 7.4, 8.3.1, 9.3.1.1,
 11.3.9
Claims, Definition of
 15.1.1
CLAIMS AND DISPUTES
 3.2.4, 6.1.1, 6.3, 7.3.9, 9.3.3, 9.10.4, 10.3.3, 15, 15.4
Claims and Timely Assertion of Claims
 15.4.1
Claims for Additional Cost
 3.2.4, 3.7.4, 6.1.1, 7.3.9, 10.3.2, 15.1.4
Claims for Additional Time
 3.2.4, 3.7.4.6.1.1, 8.3.2, 10.3.2, 15.1.5
Concealed or Unknown Conditions, Claims for
 3.7.4
Claims for Damages
 3.2.4, 3.18, 6.1.1, 8.3.3, 9.5.1, 9.6.7, 10.3.3, 11.1.1,
 11.3.5, 11.3.7, 14.1.3, 14.2.4, 15.1.6
Claims Subject to Arbitration
 15.3.1, 15.4.1
Cleaning Up
 3.15, 6.3
Commencement of the Work, Conditions Relating to
 2.2.1, 3.2.2, 3.4.1, 3.7.1, 3.10.1, 3.12.6, 5.2.1, 5.2.3,
 6.2.2, 8.1.2, 8.2.2, 8.3.1, 11.1, 11.3.1, 11.3.6, 11.4.1,
 15.1.4
Commencement of the Work, Definition of
 8.1.2
Communications Facilitating Contract Administration
 3.9.1, 4.2.4

Completion, Conditions Relating to
 3.4.1, 3.11, 3.15, 4.2.2, 4.2.9, 8.2, 9.4.2, 9.8, 9.9.1,
 9.10, 12.2, 13.7, 14.1.2
COMPLETION, PAYMENTS AND
 9
Completion, Substantial
 4.2.9, 8.1.1, 8.1.3, 8.2.3, 9.4.2, 9.8, 9.9.1, 9.10.3,
 12.2, 13.7
Compliance with Laws
 1.6.1, 3.2.3, 3.6, 3.7, 3.12.10, 3.13, 4.1.1, 9.6.4,
 10.2.2, 11.1, 11.3, 13.1, 13.4, 13.5.1, 13.5.2, 13.6,
 14.1.1, 14.2.1.3, 15.2.8, 15.4.2, 15.4.3
Concealed or Unknown Conditions
 3.7.4, 4.2.8, 8.3.1, 10.3
Conditions of the Contract
 1.1.1, 6.1.1, 6.1.4
Consent, Written
 3.4.2, 3.7.4, 3.12.8, 3.14.2, 4.1.2, 9.3.2, 9.8.5, 9.9.1,
 9.10.2, 9.10.3, 11.3.1, 13.2, 13.4.2, 15.4.4.2
Consolidation or Joinder
 15.4.4
CONSTRUCTION BY OWNER OR BY SEPARATE CONTRACTORS
 1.1.4, 6
Construction Change Directive, Definition of
 7.3.1
Construction Change Directives
 1.1.1, 3.4.2, 3.12.8, 4.2.8, 7.1.1, 7.1.2, 7.1.3, 7.3,
 9.3.1.1
Construction Schedules, Contractor's
 3.10, 3.12.1, 3.12.2, 6.1.3, 15.1.5.2
Contingent Assignment of Subcontracts
 5.4, 14.2.2.2
Continuing Contract Performance
 15.1.3
Contract, Definition of
 1.1.2
CONTRACT, TERMINATION OR SUSPENSION OF THE
 5.4.1.1, 11.3.9, 14
Contract Administration
 3.1.3, 4, 9.4, 9.5
Contract Award and Execution, Conditions Relating to
 3.7.1, 3.10, 5.2, 6.1, 11.1.3, 11.3.6, 11.4.1
Contract Documents, Copies Furnished and Use of
 1.5.2, 2.2.5, 5.3
Contract Documents, Definition of
 1.1.1
Contract Sum
 3.7.4, 3.8, 5.2.3, 7.2, 7.3, 7.4, 9.1, 9.4.2, 9.5.1.4,
 9.6.7, 9.7, 10.3.2, 11.3.1, 14.2.4, 14.3.2, 15.1.4,
 15.2.5
Contract Sum, Definition of
 9.1

Contract Time
3.7.4, 3.7.5, 3.10.2, 5.2.3, 7.2.1.3, 7.3.1, 7.3.5, 7.4,
8.1.1, 8.2.1, 8.3.1, 9.5.1, 9.7, 10.3.2, 12.1.1, 14.3.2,
15.1.5.1, 15.2.5

Contract Time, Definition of
8.1.1

CONTRACTOR
3

Contractor, Definition of
3.1, 6.1.2

Contractor's Construction Schedules
3.10, 3.12.1, 3.12.2, 6.1.3, 15.1.5.2

Contractor's Employees
3.3.2, 3.4.3, 3.8.1, 3.9, 3.18.2, 4.2.3, 4.2.6, 10.2, 10.3,
11.1.1, 11.3.7, 14.1, 14.2.1.1

Contractor's Liability Insurance
11.1

Contractor's Relationship with Separate Contractors
and Owner's Forces
3.12.5, 3.14.2, 4.2.4, 6, 11.3.7, 12.1.2, 12.2.4

Contractor's Relationship with Subcontractors
1.2.2, 3.3.2, 3.18.1, 3.18.2, 5, 9.6.2, 9.6.7, 9.10.2,
11.3.1.2, 11.3.7, 11.3.8

Contractor's Relationship with the Engineer, or his
designee
1.1.2, 1.5, 3.1.3, 3.2.2, 3.2.3, 3.2.4, 3.3.1, 3.4.2, 3.5,
3.7.4, 3.10, 3.11, 3.12, 3.16, 3.18, 4.1.3, 4.2, 5.2,
6.2.2, 7, 8.3.1, 9.2, 9.3, 9.4, 9.5, 9.7, 9.8, 9.9, 10.2.6,
10.3, 11.3.7, 12, 13.5, 15.1.2, 15.2.1

Contractor's Representations
3.2.1, 3.2.2, 3.5, 3.12.6, 6.2.2, 8.2.1, 9.3.3, 9.8.2

Contractor's Responsibility for Those Performing the
Work
3.3.2, 3.18, 5.3.1, 6.1.3, 6.2, 9.5.1, 10.2.8

Contractor's Review of Contract Documents
3.2

Contractor's Right to Stop the Work
9.7

Contractor's Right to Terminate the Contract
14.1, 15.1.6

Contractor's Submittals
3.10, 3.11, 3.12.4, 4.2.7, 5.2.1, 5.2.3, 9.2, 9.3, 9.8.2,
9.8.3, 9.9.1, 9.10.2, 9.10.3, 11.1.3, 11.4.2

Contractor's Superintendent
3.9, 10.2.6

Contractor's Supervision and Construction
Procedures
1.2.2, 3.3, 3.4, 3.12.10, 4.2.2, 4.2.7, 6.1.3, 6.2.4,
7.1.3, 7.3.5, 7.3.7, 8.2, 10, 12, 14, 15.1.3

Contractual Liability Insurance
11.1.1.8, 11.2

Coordination and Correlation
1.2, 3.2.1, 3.3.1, 3.10, 3.12.6, 6.1.3, 6.2.1

Copies Furnished of Drawings and Specifications
1.5, 2.2.5, 3.11

Copyrights
1.5, 3.17

Correction of Work
2.3, 2.4, 3.7.3, 9.4.2, 9.8.2, 9.8.3, 9.9.1, 12.1.2, 12.2

Correlation and Intent of the Contract Documents
1.2

Cost, Definition of
7.3.7

Costs
2.4.1, 3.2.4, 3.7.3, 3.8.2, 3.15.2, 5.4.2, 6.1.1, 6.2.3,
7.3.3.3, 7.3.7, 7.3.8, 7.3.9, 9.10.2, 10.3.2, 10.3.6,
11.3, 12.1.2, 12.2.1, 12.2.4, 13.5, 14

Cutting and Patching
3.14, 6.2.5

Damage to Construction of Owner or Separate
Contractors
3.14.2, 6.2.4, 10.2.1.2, 10.2.5, 10.4, 11.1.1, 11.3,
12.2.4

Damage to the Work
3.14.2, 9.9.1, 10.2.1.2, 10.2.5, 10.4.1, 11.3.1, 12.2.4

Damages, Claims for
3.2.4, 3.18, 6.1.1, 8.3.3, 9.5.1, 9.6.7, 10.3.3, 11.1.1,
11.3.5, 11.3.7, 14.1.3, 14.2.4, 15.1.6

Damages for Delay
6.1.1, 8.3.3, 9.5.1.6, 9.7, 10.3.2

Date of Commencement of the Work, Definition of
8.1.2

Date of Substantial Completion, Definition of
8.1.3

Day, Definition of
8.1.4

Decisions of the Engineer, or his designee
3.7.4, 4.2.6, 4.2.7, 4.2.11, 4.2.12, 4.2.13, 15.2, 6.3,
7.3.7, 7.3.9, 8.1.3, 8.3.1, 9.2, 9.4, 9.5.1, 9.8.4, 9.9.1,
13.5.2, 14.2.2, 14.2.4, 15.1, 15.2

Decisions to Withhold Certification
9.4.1, 9.5, 9.7, 14.1.1.3

Defective or Nonconforming Work, Acceptance,
Rejection and Correction of
2.3.1, 2.4.1, 3.5, 4.2.6, 6.2.5, 9.5.1, 9.5.2, 9.6.6, 9.8.2,
9.9.3, 9.10.4, 12.2.1

Definitions
1.1, 2.1.1, 3.1.1, 3.5, 3.12.1, 3.12.2, 3.12.3, 4.1.1,
15.1.1, 5.1, 6.1.2, 7.2.1, 7.3.1, 8.1, 9.1, 9.8.1

Delays and Extensions of Time
3.2, 3.7.4, 5.2.3, 7.2.1, 7.3.1, 7.4, 8.3, 9.5.1, 9.7,
10.3.2, 10.4.1, 14.3.2, 15.1.5, 15.2.5

Disputes
6.3, 7.3.9, 15.1, 15.2

Documents and Samples at the Site
3.11

Drawings, Definition of
1.1.5

Drawings and Specifications, Use and Ownership of
3.11

Effective Date of Insurance
8.2.2, 11.1.2

Emergencies
10.4, 14.1.1.2, 15.1.4

Employees, Contractor's
3.3.2, 3.4.3, 3.8.1, 3.9, 3.18.2, 4.2.3, 4.2.6, 10.2,
10.3.3, 11.1.1, 11.3.7, 14.1, 14.2.1.1

Equipment, Labor, Materials or
1.1.3, 1.1.6, 3.4, 3.5, 3.8.2, 3.8.3, 3.12, 3.13.1, 3.15.1,
4.2.6, 4.2.7, 5.2.1, 6.2.1, 7.3.7, 9.3.2, 9.3.3, 9.5.1.3,
9.10.2, 10.2.1, 10.2.4, 14.2.1.1, 14.2.1.2

Execution and Progress of the Work
1.1.3, 1.2.1, 1.2.2, 2.2.3, 2.2.5, 3.1, 3.3.1, 3.4.1, 3.5,
3.7.1, 3.10.1, 3.12, 3.14, 4.2, 6.2.2, 7.1.3, 7.3.5, 8.2,
9.5.1, 9.9.1, 10.2, 10.3, 12.2, 14.2, 14.3.1, 15.1.3

Extensions of Time
3.2.4, 3.7.4, 5.2.3, 7.2.1, 7.3, 7.4, 9.5.1, 9.7, 10.3.2,
10.4.1, 14.3, 15.1.5, 15.2.5

Failure of Payment
9.5.1.3, 9.7, 9.10.2, 13.6, 14.1.1.3, 14.2.1.2

Faulty Work
(See Defective or Nonconforming Work)

Final Completion and Final Payment
4.2.1, 4.2.9, 9.8.2, 9.10, 11.1.2, 11.1.3, 11.3.1, 11.3.5,
12.3.1, 14.2.4, 14.4.3

Financial Arrangements, Owner's
2.2.1, 13.2.2, 14.1.1.4

Fire and Extended Coverage Insurance
11.3.1.1

GENERAL PROVISIONS

1

Governing Law

13.1

Guarantees (See Warranty)

Hazardous Materials
10.2.4, 10.3

Identification of Subcontractors and Suppliers
5.2.1

Indemnification
3.1.7, 3.18, 9.10.2, 10.3.3, 10.3.5, 10.3.6, 11.3.1.2,
11.3.7

Information and Services Required of the Owner
2.1.2, 2.2, 3.2.2, 3.12.4, 3.12.10, 6.1.3, 6.1.4, 6.2.5,
9.6.1, 9.6.4, 9.9.2, 9.10.3, 10.3.3, 11.2, 11.4, 13.5.1,
13.5.2, 14.1.1.4, 14.1.4, 15.1.3

Initial Decision
15.2

Initial Decision Maker, Definition of
1.1.8

Initial Decision Maker, Decisions
14.2.2, 14.2.4, 15.2.1, 15.2.2, 15.2.3, 15.2.4, 15.2.5

Initial Decision Maker, Extent of Authority
14.2.2, 14.2.4, 15.1.3, 15.2.1, 15.2.2, 15.2.3, 15.2.4,
15.2.5

Injury or Damage to Person or Property
10.2.8, 10.4.1

Inspections
3.1.3, 3.3.3, 3.7.1, 4.2.2, 4.2.6, 4.2.9, 9.4.2, 9.8.3,
9.9.2, 9.10.1, 12.2.1, 13.5

Instructions to Bidders
1.1.1

Instructions to the Contractor
3.2.4, 3.3.1, 3.8.1, 5.2.1, 7, 8.2.2, 12, 13.5.2

Instruments of Service, Definition of
1.1.7

Insurance
3.18.1, 6.1.1, 7.3.7, 9.3.2, 9.8.4, 9.9.1, 9.10.2, 11

Insurance, Boiler and Machinery
11.3.2

Insurance, Contractor's Liability
11.1

Insurance, Effective Date of
8.2.2, 11.1.2

Insurance, Loss of Use
11.3.3

Insurance, Owner's Liability
11.2

Insurance, Property
10.2.5, 11.3

Insurance, Stored Materials
9.3.2

INSURANCE AND BONDS
11

Insurance Companies, Consent to Partial Occupancy
9.9.1

Intent of the Contract Documents
1.2.1, 4.2.7, 4.2.12, 4.2.13, 7.4

Interest
13.6

Interpretation
1.2.3, 1.4, 4.1.1, 5.1, 6.1.2, 15.1.4

Interpretations, Written
4.2.11, 4.2.12, 15.1.4

Judgment on Final Award
15.4.2

Labor and Materials, Equipment
1.1.3, 1.1.6, 3.4, 3.5, 3.8.2, 3.8.3, 3.12, 3.13, 3.15.1,
4.2.6, 4.2.7, 5.2.1, 6.2.1, 7.3.7, 9.3.2, 9.3.3, 9.5.1.3,
9.10.2, 10.2.1, 10.2.4, 14.2.1.1, 14.2.1.2

Labor Disputes
8.3.1

Laws and Regulations
1.5, 3.2.3, 3.6, 3.7, 3.12.10, 5.13.1, 4.1.1, 9.6.4, 9.9.1,
10.2.2, 11.1.1, 11.3, 13.1.1, 13.4, 13.5.1, 13.5.2,
13.6.1, 14, 15.2.8, 15.4

Liens
2.1.2, 9.3.3, 9.10.2, 9.10.4, 15.2.8

Limitations, Statutes of
12.2.5, 13.7, 15.4.1.1

Limitations of Liability
2.3.1, 3.2.2, 3.5, 3.12.10, 3.17, 3.18.1, 4.2.6, 4.2.7,
4.2.12, 6.2.2, 9.4.2, 9.6.4, 9.6.7, 10.2.5, 10.3.3,
11.1.2, 11.2, 11.3.7, 12.2.5, 13.4.2

Limitations of Time
2.1.2, 2.2, 2.4, 3.2.2, 3.10, 3.11, 3.12.5, 3.15.1, 4.2.7,
5.2, 5.3.1, 5.4.1, 6.2.4, 7.3, 7.4, 8.2, 9.2, 9.3.1, 9.3.3,
9.4.1, 9.5, 9.6, 9.7, 9.8, 9.9, 9.10, 11.1.3, 11.3.1.5,
11.3.6, 11.3.10, 12.2, 13.5, 13.7, 14, 15

Loss of Use Insurance
 11.3.3
Material Suppliers
 1.5, 3.12.1, 4.2.4, 4.2.6, 5.2.1, 9.3, 9.4.2, 9.6, 9.10.5
Materials, Hazardous
 10.2.4, 10.3
Materials, Labor, Equipment and
 1.1.3, 1.1.6, 1.5.1, 3.4.1, 3.5, 3.8.2, 3.8.3, 3.12,
 3.13.1, 3.15.1, 4.2.6, 4.2.7, 5.2.1, 6.2.1, 7.3.7, 9.3.2,
 9.3.3, 9.5.1.3, 9.10.2, 10.2.1.2, 10.2.4, 14.2.1.1,
 14.2.1.2
Means, Methods, Techniques, Sequences and
Procedures of Construction
 3.3.1, 3.12.10, 4.2.2, 4.2.7, 9.4.2
Mechanic's Lien
 2.1.2, 15.2.8
Mediation
 8.3.1, 10.3.5, 10.3.6, 15.2.1, 15.2.5, 15.2.6, 15.3,
 15.4.1
Minor Changes in the Work
 1.1.1, 3.12.8, 4.2.8, 7.1, 7.4
MISCELLANEOUS PROVISIONS
 13
Modifications, Definition of
 1.1.1
Modifications to the Contract
 1.1.1, 1.1.2, 3.11, 4.1.2, 4.2.1, 5.2.3, 7, 8.3.1, 9.7,
 10.3.2, 11.3.1
Mutual Responsibility
 6.2
Nonconforming Work, Acceptance of
 9.6.6, 9.9.3, 12.3
Nonconforming Work, Rejection and Correction of
 2.3.1, 2.4.1, 3.5, 4.2.6, 6.2.4, 9.5.1, 9.8.2, 9.9.3,
 9.10.4, 12.2.1
Notice
 2.2.1, 2.3.1, 2.4.1, 3.2.4, 3.3.1, 3.7.2, 3.12.9, 5.2.1,
 9.7, 9.10, 10.2.2, 11.1.3, 12.2.2.1, 13.3, 13.5.1,
 13.5.2, 14.1, 14.2, 15.2.8, 15.4.1
Notice, Written
 2.3.1, 2.4.1, 3.3.1, 3.9.2, 3.12.9, 3.12.10, 5.2.1, 9.7,
 9.10, 10.2.2, 10.3, 11.1.3, 11.3.6, 12.2.2.1, 13.3, 14,
 15.2.8, 15.4.1
Notice of Claims
 3.7.4, 10.2.8, 15.1.2, 15.4
Notice of Testing and Inspections
 13.5.1, 13.5.2
Observations, Contractor's
 3.2, 3.7.4
Occupancy
 2.2.2, 9.6.6, 9.8, 11.3.1.5
Orders, Written
 1.1.1, 2.3, 3.9.2, 7, 8.2.2, 11.3.9, 12.1, 12.2.2.1,
 13.5.2, 14.3.1
OWNER
 2

Owner, Definition of
 2.1.1
Owner, Information and Services Required of the
 2.1.2, 2.2, 3.2.2, 3.12.10, 6.1.3, 6.1.4, 6.2.5, 9.3.2,
 9.6.1, 9.6.4, 9.9.2, 9.10.3, 10.3.3, 11.2, 11.3, 13.5.1,
 13.5.2, 14.1.1.4, 14.1.4, 15.1.3
Owner's Authority
 1.5, 2.1.1, 2.3.1, 2.4.1, 3.4.2, 3.8.1, 3.12.10, 3.14.2,
 4.1.2, 4.1.3, 4.2.4, 4.2.9, 5.2.1, 5.2.4, 5.4.1, 6.1, 6.3,
 7.2.1, 7.3.1, 8.2.2, 8.3.1, 9.3.1, 9.3.2, 9.3.1, 9.6.4,
 9.9.1, 9.10.2, 10.3.2, 11.1.3, 11.3.3, 11.3.10, 12.2.2,
 12.3.1, 13.2.2, 14.3, 14.4, 15.2.7
Owner's Financial Capability
 2.2.1, 13.2.2, 14.1.1.4
Owner's Liability Insurance
 11.2
Owner's Relationship with Subcontractors
 1.1.2, 5.2, 5.3, 5.4, 9.6.4, 9.10.2, 14.2.2
Owner's Right to Carry Out the Work
 2.4, 14.2.2
Owner's Right to Clean Up
 6.3
Owner's Right to Perform Construction and to
Award Separate Contracts
 6.1
Owner's Right to Stop the Work
 2.3
Owner's Right to Suspend the Work
 14.3
Owner's Right to Terminate the Contract
 14.2
Ownership and Use of Drawings, Specifications
and Other Instruments of Service
 1.1.1, 1.1.6, 1.1.7, 1.5, 2.2.5, 3.2.2, 3.11.1, 3.17,
 4.2.12, 5.3.1
Partial Occupancy or Use
 9.6.6, 9.9, 11.3.1.5
Patching, Cutting and
 3.14, 6.2.5
Patents
 3.17
Payment, Applications for
 4.2.5, 7.3.9, 9.2, 9.3, 9.4, 9.5, 9.6.3, 9.7, 9.8.5, 9.10.1,
 14.2.3, 14.2.4, 14.4.3
Payment, Certificates for
 4.2.5, 4.2.9, 9.3.3, 9.4, 9.5, 9.6.1, 9.6.6, 9.7, 9.10.1,
 9.10.3, 13.7, 14.1.1.3, 14.2.4
Payment, Failure of
 9.5.1.3, 9.7, 9.10.2, 13.6, 14.1.1.3, 14.2.1.2
Payment, Final
 4.2.1, 4.2.9, 9.8.2, 9.10, 11.1.2, 11.1.3, 11.4.1, 12.3.1,
 13.7, 14.2.4, 14.4.3
Payment Bond, Performance Bond and
 7.3.7.4, 9.6.7, 9.10.3, 11.4
Payments, Progress
 9.3, 9.6, 9.8.5, 9.10.3, 13.6, 14.2.3, 15.1.3

PAYMENTS AND COMPLETION

- 9
- Payments to Subcontractors
 - 5.4.2, 9.5.1.3, 9.6.2, 9.6.3, 9.6.4, 9.6.7, 14.2.1.2
- PCB
 - 10.3.1
- Performance Bond and Payment Bond
 - 7.3.7.4, 9.6.7, 9.10.3, 11.4
- Permits, Fees, Notices and Compliance with Laws
 - 2.2.2, 3.7, 3.13, 7.3.7.4, 10.2.2

PERSONS AND PROPERTY, PROTECTION OF

- 10
- Polychlorinated Biphenyl
 - 10.3.1
- Product Data, Definition of
 - 3.12.2
- Product Data and Samples, Shop Drawings
 - 3.11, 3.12, 4.2.7
- Progress and Completion
 - 4.2.2, 8.2, 9.8, 9.9.1, 14.1.4, 15.1.3
- Progress Payments
 - 9.3, 9.6, 9.8.5, 9.10.3, 13.6, 14.2.3, 15.1.3
- Project, Definition of
 - 1.1.4
- Project Representatives
 - 4.2.10
- Property Insurance
 - 10.2.5, 11.3

PROTECTION OF PERSONS AND PROPERTY

- 10
- Regulations and Laws
 - 1.5, 3.2.3, 3.6, 3.7, 3.12.10, 3.13, 4.1.1, 9.6.4, 9.9.1, 10.2.2, 11.1, 11.4, 13.1, 13.4, 13.5.1, 13.5.2, 13.6, 14, 15.2.8, 15.4
- Rejection of Work
 - 3.5, 4.2.6, 12.2.1
- Releases and Waivers of Liens
 - 9.10.2
- Representations
 - 3.2.1, 3.5, 3.12.6, 6.2.2, 8.2.1, 9.3.3, 9.4.2, 9.5.1, 9.8.2, 9.10.1
- Representatives
 - 2.1.1, 3.1.1, 3.9, 4.1.1, 4.2.1, 4.2.2, 4.2.10, 5.1.1, 5.1.2, 13.2.1
- Responsibility for Those Performing the Work
 - 3.3.2, 3.18, 4.2.3, 5.3.1, 6.1.3, 6.2, 6.3, 9.5.1, 10
- Retainage
 - 9.3.1, 9.6.2, 9.8.5, 9.9.1, 9.10.2, 9.10.3
- Review of Contract Documents and Field Conditions by Contractor
 - 3.2, 3.12.7, 6.1.3
- Review of Contractor's Submittals by Owner and Engineer, or his designee
 - 3.10.1, 3.10.2, 3.11, 3.12, 4.2, 5.2, 6.1.3, 9.2, 9.8.2

- Review of Shop Drawings, Product Data and Samples by Contractor
 - 3.12
- Rights and Remedies
 - 1.1.2, 2.3, 2.4, 3.5, 3.7.4, 3.15.2, 4.2.6, 5.3, 5.4, 6.1, 6.3, 7.3.1, 8.3, 9.5.1, 9.7, 10.2.5, 10.3, 12.2.2, 12.2.4, 13.4, 14, 15.4
- Royalties, Patents and Copyrights
 - 3.17
- Rules and Notices for Arbitration
 - 15.4.1
- Safety of Persons and Property
 - 10.2, 10.4
- Safety Precautions and Programs
 - 3.3.1, 4.2.2, 4.2.7, 5.3.1, 10.1, 10.2, 10.4
- Samples, Definition of
 - 3.12.3
- Samples, Shop Drawings, Product Data and
 - 3.11, 3.12, 4.2.7
- Samples at the Site, Documents and
 - 3.11
- Schedule of Values
 - 9.2, 9.3.1
- Schedules, Construction
 - 3.10, 3.12.1, 3.12.2, 6.1.3, 15.1.5.2
- Separate Contracts and Contractors
 - 1.1.4, 3.12.5, 3.14.2, 4.2.4, 4.2.7, 6, 8.3.1, 12.1.2
- Shop Drawings, Definition of
 - 3.12.1
- Shop Drawings, Product Data and Samples
 - 3.11, 3.12, 4.2.7
- Site, Use of
 - 3.13, 6.1.1, 6.2.1
- Site Inspections
 - 3.2.2, 3.3.3, 3.7.1, 3.7.4, 4.2, 9.4.2, 9.10.1, 13.5
- Site Visits, Engineer, or his designee's
 - 3.7.4, 4.2.2, 4.2.9, 9.4.2, 9.5.1, 9.9.2, 9.10.1, 13.5
- Special Inspections and Testing
 - 4.2.6, 12.2.1, 13.5
- Specifications, Definition of
 - 1.1.6
- Specifications
 - 1.1.1, 1.1.6, 1.2.2, 1.5, 3.11, 3.12.10, 3.17, 4.2.14
- Statute of Limitations
 - 13.7, 15.4.1.1
- Stopping the Work
 - 2.3, 9.7, 10.3, 14.1
- Stored Materials
 - 6.2.1, 9.3.2, 10.2.1.2, 10.2.4
- Subcontractor, Definition of
 - 5.1.1
- SUBCONTRACTORS**
- 5
- Subcontractors, Work by
 - 1.2.2, 3.3.2, 3.12.1, 4.2.3, 5.2.3, 5.3, 5.4, 9.3.1.2, 9.6.7

Subcontractual Relations
5.3, 5.4, 9.3.1.2, 9.6, 9.10, 10.2.1, 14.1, 14.2.1

Submittals
3.10, 3.11, 3.12, 4.2.7, 5.2.1, 5.2.3, 7.3.7, 9.2, 9.3,
9.8, 9.9.1, 9.10.2, 9.10.3, 11.1.3

Submittal Schedule
3.10.2, 3.12.5, 4.2.7

Subrogation, Waivers of
6.1.1, 11.3.7

Substantial Completion
4.2.9, 8.1.1, 8.1.3, 8.2.3, 9.4.2, 9.8, 9.9.1, 9.10.3,
12.2, 13.7

Substantial Completion, Definition of
9.8.1

Substitution of Subcontractors
5.2.3, 5.2.4

Substitution of Engineer, or his designee
4.1.3

Substitutions of Materials
3.4.2, 3.5, 7.3.8

Sub-subcontractor, Definition of
5.1.2

Subsurface Conditions
3.7.4

Successors and Assigns
13.2

Superintendent
3.9, 10.2.6

Supervision and Construction Procedures
1.2.2, 3.3, 3.4, 3.12.10, 4.2.2, 4.2.7, 6.1.3, 6.2.4,
7.1.3, 7.3.7, 8.2, 8.3.1, 9.4.2, 10, 12, 14, 15.1.3

Surety
5.4.1.2, 9.8.5, 9.10.2, 9.10.3, 14.2.2, 15.2.7

Surety, Consent of
9.10.2, 9.10.3

Surveys
2.2.3

Suspension by the Owner for Convenience
14.3

Suspension of the Work
5.4.2, 14.3

Suspension or Termination of the Contract
5.4.1.1, 14

Taxes
3.6, 3.8.2.1, 7.3.7.4

Termination by the Contractor
14.1, 15.1.6

Termination by the Owner for Cause
5.4.1.1, 14.2, 15.1.6

Termination by the Owner for Convenience
14.4

Termination of the Engineer, or his designee
4.1.3

Termination of the Contractor
14.2.2

TERMINATION OR SUSPENSION OF THE CONTRACT

14

Tests and Inspections
3.1.3, 3.3.3, 4.2.2, 4.2.6, 4.2.9, 9.4.2, 9.8.3, 9.9.2,
9.10.1, 10.3.2, 11.4.1.1, 12.2.1, 13.5

TIME
8

Time, Delays and Extensions of
3.2.4, 3.7.4, 5.2.3, 7.2.1, 7.3.1, 7.4, 8.3, 9.5.1, 9.7,
10.3.2, 10.4.1, 14.3.2, 15.1.5, 15.2.5

Time Limits
2.1.2, 2.2, 2.4, 3.2.2, 3.10, 3.11, 3.12.5, 3.15.1, 4.2,
5.2, 5.3, 5.4, 6.2.4, 7.3, 7.4, 8.2, 9.2, 9.3.1, 9.3.3,
9.4.1, 9.5, 9.6, 9.7, 9.8, 9.9, 9.10, 11.1.3, 12.2, 13.5,
13.7, 14, 15.1.2, 15.4

Time Limits on Claims
3.7.4, 10.2.8, 13.7, 15.1.2

Title to Work
9.3.2, 9.3.3

Transmission of Data in Digital Form
1.6

UNCOVERING AND CORRECTION OF WORK
12

Uncovering of Work
12.1

Unforeseen Conditions, Concealed or Unknown
3.7.4, 8.3.1, 10.3

Unit Prices
7.3.3.2, 7.3.4

Use of Documents
1.1.1, 1.5, 2.2.5, 3.12.6, 5.3

Use of Site
3.13, 6.1.1, 6.2.1

Values, Schedule of
9.2, 9.3.1

Waiver of Claims by the Engineer, or his designee
13.4.2

Waiver of Claims by the Contractor
9.10.5, 13.4.2, 15.1.6

Waiver of Claims by the Owner
9.9.3, 9.10.3, 9.10.4, 12.2.2.1, 13.4.2, 14.2.4, 15.1.6

Waiver of Consequential Damages
14.2.4, 15.1.6

Waiver of Liens
9.10.2, 9.10.4

Waivers of Subrogation
6.1.1, 11.3.7

Warranty
3.5, 4.2.9, 9.3.3, 9.8.4, 9.9.1, 9.10.4, 12.2.2, 13.7

Weather Delays
15.1.5.2

Work, Definition of
1.1.3

Use of Site

Written Consent

1.5.2, 3.4.2, 3.7.4, 3.12.8, 3.14.2, 4.1.2, 9.3.2, 9.8.5, 9.9.1, 9.10.2, 9.10.3, 11.4.1, 13.2, 13.4.2, 15.4.4.2

Written Interpretations



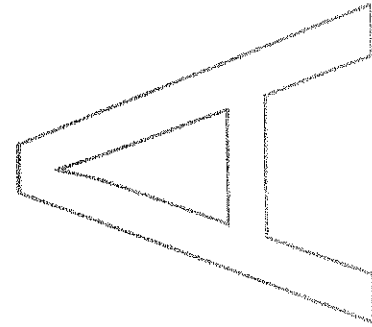


4.2.11, 4.2.12

Written Notice

2.3, 2.4, 3.3.1, 3.9, 3.12.9, 3.12.10, 5.2.1, 8.2.2, 9.7, 9.10, 10.2.2, 10.3, 11.1.3, 12.2.2, 12.2.4, 13.3, 14, 15.4.1

Written Orders

1.1.1, 2.3, 3.9, 7, 8.2.2, 12.1, 12.2, 13.5.2, 14.3.1, 15.1.2



ARTICLE 1 GENERAL PROVISIONS

§ 1.1 BASIC DEFINITIONS

§ 1.1.1 THE CONTRACT DOCUMENTS

The Contract Documents are enumerated in the Agreement between the Owner and Contractor (hereinafter the Agreement) and consist of the Agreement, Conditions of the Contract (General, Supplementary and other Conditions), Drawings, Specifications, Addenda issued prior to execution of the Contract, other documents listed in the Agreement and Modifications issued after execution of the Contract. A Modification is (1) a written amendment to the Contract signed by both parties, (2) a Change Order, (3) a Construction Change Directive or (4) a written order for a minor change in the Work issued by the Architect or Engineer. Unless specifically enumerated in the Agreement, the Contract Documents do not include the advertisement or invitation to bid, Instructions to Bidders, sample forms, other information furnished by the Owner in anticipation of receiving bids or proposals, the Contractor's bid or proposal, or portions of Addenda relating to bidding requirements.

§ 1.1.2 THE CONTRACT

The Contract Documents form the Contract for Construction. The Contract represents the entire and integrated agreement between the parties hereto and supersedes prior negotiations, representations or agreements, either written or oral. The Contract may be amended or modified only by a Modification. The Contract Documents shall not be construed to create a contractual relationship of any kind (1) between the Contractor and the Engineer, or his designee or the Engineer, or his designee's consultants, (2) between the Owner and a Subcontractor or a Sub-subcontractor, (3) between the Owner and the Engineer, or his designee or the Engineer, or his designee's consultants or (4) between any persons or entities other than the Owner and the Contractor. The Engineer, or his designee shall, however, be entitled to performance and enforcement of obligations under the Contract intended to facilitate performance of the Engineer, or his designee's duties.

§ 1.1.3 THE WORK

The term "Work" means the construction and services required by the Contract Documents, whether completed or partially completed, and includes all other labor, materials, equipment and services provided or to be provided by the Contractor to fulfill the Contractor's obligations. The Work may constitute the whole or a part of the Project.

§ 1.1.4 THE PROJECT

The Project is the total construction of which the Work performed under the Contract Documents may be the whole or a part and which may include construction by the Owner and by separate contractors.

§ 1.1.5 THE DRAWINGS

The Drawings are the graphic and pictorial portions of the Contract Documents showing the design, location and dimensions of the Work, generally including plans, elevations, sections, details, schedules and diagrams.

§ 1.1.6 THE SPECIFICATIONS

The Specifications are that portion of the Contract Documents consisting of the written requirements for materials, equipment, systems, standards and workmanship for the Work, and performance of related services.

§ 1.1.7 INSTRUMENTS OF SERVICE

Instruments of Service are representations, in any medium of expression now known or later developed, of the tangible and intangible creative work performed by the Engineer, or his designee and the Engineer, or his designee's consultants under their respective professional services agreements. Instruments of Service may include, without limitation, studies, surveys, models, sketches, drawings, specifications, and other similar materials.

§ 1.1.8 INITIAL DECISION MAKER

The Initial Decision Maker is the person identified in the Agreement to render initial decisions on Claims in accordance with Section 15.2 and certify termination of the Agreement under Section 14.2.2.

§ 1.2 CORRELATION AND INTENT OF THE CONTRACT DOCUMENTS

§ 1.2.1 The intent of the Contract Documents is to include all items necessary for the proper execution and completion of the Work by the Contractor. The Contract Documents are complementary, and what is required by one shall be as binding as if required by all; performance by the Contractor shall be required only to the extent

consistent with the Contract Documents and reasonably inferable from them as being necessary to produce the indicated results.

§ 1.2.2 Organization of the Specifications into divisions, sections and articles, and arrangement of Drawings shall not control the Contractor in dividing the Work among Subcontractors or in establishing the extent of Work to be performed by any trade.

§ 1.2.3 Unless otherwise stated in the Contract Documents, words that have well-known technical or construction industry meanings are used in the Contract Documents in accordance with such recognized meanings.

§ 1.3 CAPITALIZATION

Terms capitalized in these General Conditions include those that are (1) specifically defined, (2) the titles of numbered articles or (3) the titles of other documents published by the American Institute of Engineer, or his designee s.

§ 1.4 INTERPRETATION

In the interest of brevity the Contract Documents frequently omit modifying words such as "all" and "any" and articles such as "the" and "an," but the fact that a modifier or an article is absent from one statement and appears in another is not intended to affect the interpretation of either statement.

§ 1.5 OWNERSHIP AND USE OF DRAWINGS, SPECIFICATIONS AND OTHER INSTRUMENTS OF SERVICE

§ 1.5.1 The Engineer, or his designee and the Engineer, or his designee 's consultants shall be deemed the authors and Owners of their respective Instruments of Service, including the Drawings and Specifications. The Contractor, Subcontractors, Sub-subcontractors, and material or equipment suppliers shall not own or claim a copyright in the Instruments of Service. Submittal or distribution to meet official regulatory requirements or for other purposes in connection with this Project is not to be construed as publication in derogation of the Engineer, or his designee or Engineer, or his designee 's consultants' reserved rights.

§ 1.5.2 The Contractor, Subcontractors, Sub-subcontractors and material or equipment suppliers are authorized to use and reproduce the Instruments of Service provided to them solely and exclusively for execution of the Work. All copies made under this authorization shall bear the copyright notice, if any, shown on the Instruments of Service. The Contractor, Subcontractors, Sub-subcontractors, and material or equipment suppliers may not use the Instruments of Service on other projects or for additions to this Project outside the scope of the Work without the specific written consent of the Owner, Engineer, or his designee and the Engineer, or his designee 's consultants.

§ 1.6 TRANSMISSION OF DATA IN DIGITAL FORM

If the parties intend to transmit Instruments of Service or any other information or documentation in digital form, they shall endeavor to establish necessary protocols governing such transmissions, unless otherwise already provided in the Agreement or the Contract Documents.

ARTICLE 2 OWNER

§ 2.1 GENERAL

§ 2.1.1 The Owner is the person or entity identified as such in the Agreement and is referred to throughout the Contract Documents as if singular in number. The Owner shall designate in writing a representative who shall have express authority to bind the Owner with respect to all matters requiring the Owner's approval or authorization. Except as otherwise provided elsewhere in the Contract Documents, the Engineer, or his designee does not have such authority. The term "Owner" means the Owner or the Owner's authorized representative.

§ 2.2 INFORMATION AND SERVICES REQUIRED OF THE OWNER

§ 2.2.1 The Contractor may request in writing that the Owner provide reasonable evidence that the Owner has made financial arrangements to fulfill the Owner's obligations under the Contract only in the event that: (1) the Owner fails to make payments to the Contractor as the Contract Documents require; (2) a change in the Work materially changes the Contract Sum. The Owner shall furnish such evidence as a condition precedent to commencement or continuation of the Work or the portion of the Work affected by a material change. After the Owner furnishes the evidence, the Owner shall not materially vary such financial arrangements without prior notice to the Contractor.

§ 2.2.2 Except for permits and fees that are the responsibility of the Contractor under the Contract Documents, including those required under Section 3.7.1, the Owner shall secure and pay for necessary approvals, easements, assessments and charges required for construction, use or occupancy of permanent structures or for permanent changes in existing facilities.

§ 2.2.3 If readily available, the Owner shall furnish surveys describing physical characteristics and legal limitations for the site of the Project, and a legal description of the site. The Contractor shall be entitled to rely on the accuracy of information furnished by the Owner but shall exercise proper precautions relating to the safe performance of the Work. The Contractor shall be responsible for requesting and obtaining a utility mark-out.

§ 2.2.4 The Owner shall furnish information or services required of the Owner by the Contract Documents with reasonable promptness. The Owner shall also furnish any other information or services under the Owner's control and relevant to the Contractor's performance of the Work with reasonable promptness after receiving the Contractor's written request for such information or services.

§ 2.2.5 Unless otherwise provided in the Contract Documents, the Owner shall furnish to the Contractor one copy of the Contract Documents for purposes of making reproductions pursuant to Section 1.5.2.

§ 2.3 OWNER'S RIGHT TO STOP THE WORK

If the Contractor fails to correct Work that is not in accordance with the requirements of the Contract Documents as required by Article 12 or fails to carry out Work in accordance with the Contract Documents, the Owner may issue a written order to the Contractor to stop the Work, or any portion thereof, until the cause for such order has been eliminated; however, the right of the Owner to stop the Work shall not give rise to a duty on the part of the Owner to exercise this right for the benefit of the Contractor or any other person or entity, except to the extent required by Section 6. Owner shall in no way be responsible for any delays or claims arising from delays for enforcement of this Section.

§ 2.4 OWNER'S RIGHT TO CARRY OUT THE WORK

If the Contractor defaults or neglects to carry out the Work in accordance with the Contract Documents and fails within a seven-day period after receipt of written notice from the Owner to commence and continue correction of such default or neglect with diligence and promptness, the Owner may, without prejudice to other remedies the Owner may have, correct such deficiencies. In such case an appropriate Change Order shall be issued deducting from payments then or thereafter due the Contractor the reasonable cost of correcting such deficiencies, including Owner's expenses and compensation for the Engineer, or his designee's additional services made necessary by such default, neglect or failure. If payments then or thereafter due the Contractor are not sufficient to cover such amounts, the Contractor shall pay the difference to the Owner.

ARTICLE 3 CONTRACTOR

§ 3.1 GENERAL

§ 3.1.1 The Contractor is the person or entity identified as such in the Agreement and is referred to throughout the Contract Documents as if singular in number. The Contractor shall be lawfully licensed, if required in the jurisdiction where the Project is located and shall maintain as current any approvals or certifications that may be required to perform the Work. The term "Contractor" means the Contractor or the Contractor's authorized representative.

§ 3.1.2 The Contractor shall perform the Work in accordance with the Contract Documents.

§ 3.1.3 The Contractor shall not be relieved of obligations to perform the Work in accordance with the Contract Documents either by activities or duties of the Engineer, or his designee in the Engineer, or his designee's administration of the Contract, or by tests, inspections or approvals required or performed by persons or entities other than the Contractor.

§ 3.2 REVIEW OF CONTRACT DOCUMENTS AND FIELD CONDITIONS BY CONTRACTOR

§ 3.2.1 Execution of the Contract by the Contractor is a representation that the Contractor has visited the site, become generally familiar with local conditions under which the Work is to be performed and correlated personal observations with requirements of the Contract Documents.

§ 3.2.2 Because the Contract Documents are complementary, the Contractor shall, before starting each portion of the Work, carefully study and compare the various Contract Documents relative to that portion of the Work, as well as the information furnished by the Owner pursuant to Section 2.2.3, shall take field measurements of any existing conditions related to that portion of the Work, and shall observe any conditions at the site affecting it. These obligations are for the purpose of facilitating coordination and construction by the Contractor and are not for the purpose of discovering errors, omissions, or inconsistencies in the Contract Documents; however, the Contractor shall promptly report to the Engineer, or his designee any errors, inconsistencies or omissions discovered by or made known to the Contractor as a request for information in such form as the Engineer, or his designee may require. It is recognized that the Contractor's review is made in the Contractor's capacity as a Contractor and not as a licensed design professional, unless otherwise specifically provided in the Contract Documents.

§ 3.2.3 The Contractor is not required to ascertain that the Contract Documents are in accordance with applicable laws, statutes, ordinances, codes, rules and regulations, or lawful orders of public authorities, but the Contractor shall promptly report to the Engineer, or his designee any nonconformity discovered by or made known to the Contractor as a request for information in such form as the Engineer, or his designee may require.

§ 3.2.4 If the Contractor believes that additional cost or time is involved because of clarifications or instructions the Engineer, or his designee issues in response to the Contractor's notices or requests for information pursuant to Sections 3.2.2 or 3.2.3, the Contractor shall make Claims as provided in Article 15. If the Contractor fails to perform the obligations of Sections 3.2.2 or 3.2.3, the Contractor shall pay such costs and damages to the Owner as would have been avoided if the Contractor had performed such obligations. If the Contractor performs those obligations, the Contractor shall not be liable to the Owner or Engineer, or his designee for damages resulting from errors, inconsistencies or omissions in the Contract Documents, for differences between field measurements or conditions and the Contract Documents, or for nonconformities of the Contract Documents to applicable laws, statutes, ordinances, codes, rules and regulations, and lawful orders of public authorities.

§ 3.3 SUPERVISION AND CONSTRUCTION PROCEDURES

§ 3.3.1 The Contractor shall supervise and direct the Work, using the Contractor's best skill and attention. The Contractor shall be solely responsible for, and have control over, construction means, methods, techniques, sequences and procedures and for coordinating all portions of the Work under the Contract, unless the Contract Documents give other specific instructions concerning these matters. If the Contract Documents give specific instructions concerning construction means, methods, techniques, sequences or procedures, the Contractor shall evaluate the jobsite safety thereof and, except as stated below, shall be fully and solely responsible for the jobsite safety of such means, methods, techniques, sequences or procedures. If the Contractor determines that such means, methods, techniques, sequences or procedures may not be safe, the Contractor shall give timely written notice to the Owner and Engineer, or his designee and shall not proceed with that portion of the Work without further written instructions from the Engineer, or his designee. If the Contractor is then instructed to proceed with the required means, methods, techniques, sequences or procedures without acceptance of changes proposed by the Contractor, the Owner shall be solely responsible for any loss or damage arising solely from those Owner-required means, methods, techniques, sequences or procedures.

§ 3.3.2 The Contractor shall be responsible to the Owner for acts and omissions of the Contractor's employees, Subcontractors and their agents and employees, and other persons or entities performing portions of the Work for, or on behalf of, the Contractor or any of its Subcontractors.

§ 3.3.3 The Contractor shall be responsible for inspection of portions of Work already performed to determine that such portions are in proper condition to receive subsequent Work.

§ 3.4 LABOR AND MATERIALS

§ 3.4.1 Unless otherwise provided in the Contract Documents, the Contractor shall provide and pay for labor, materials, equipment, tools, construction equipment and machinery, water, heat, utilities, transportation, and other facilities and services necessary for proper execution and completion of the Work, whether temporary or permanent and whether or not incorporated or to be incorporated in the Work.

§ 3.4.2 Except in the case of minor changes in the Work authorized by the Engineer, or his designee in accordance with Sections 3.12.8 or 7.4, the Contractor may make substitutions only with the consent of the Owner, after

evaluation by the Engineer, or his designee and in accordance with a Change Order or Construction Change Directive.

§ 3.4.3 The Contractor shall enforce strict discipline and good order among the Contractor's employees and other persons carrying out the Work. The Contractor shall not permit employment of unfit persons or persons not properly skilled in tasks assigned to them.

§ 3.5 WARRANTY

The Contractor warrants to the Owner and Engineer, or his designee that materials and equipment furnished under the Contract will be of good quality and new unless the Contract Documents require or permit otherwise. The Contractor further warrants that the Work will conform to the requirements of the Contract Documents and will be free from defects, except for those inherent in the quality of the Work the Contract Documents require or permit. Work, materials, or equipment not conforming to these requirements may be considered defective. The Contractor's warranty excludes remedy for damage or defect caused by abuse, alterations to the Work not executed by the Contractor, improper or insufficient maintenance, improper operation, or normal wear and tear and normal usage. If required by the Engineer, or his designee, the Contractor shall furnish satisfactory evidence as to the kind and quality of materials and equipment. Such warranty shall continue for a period of one (1) year from the date of Substantial Completion of the Work. Under this warranty, the Contractor shall remedy at his expense any such failure for the Work to be conforming to the requirement of the Contract, or any other defect appearing in the Work. In addition, the Contractor shall remedy at his own expense, any damage to Owner's owned, controlled, real or personal property, when that damage is the result of the Contractor's failure to provide conforming Work as it relates to the Contract Documents or any other defect of equipment, material, workmanship or design. The Contractor shall also restore any Work damaged in fulfilling its obligations under the terms of this provision. The Contractor's warranty with respect to the Work repaired or replaced hereunder will run for a period of one (1) year from the date of repair or replacement.

§ 3.6 TAXES

The Contractor shall pay use and similar taxes for the Work provided by the Contractor that are legally enacted when bids are received or negotiations concluded, whether or not yet effective or merely scheduled to go into effect.

§ 3.7 PERMITS, FEES, NOTICES AND COMPLIANCE WITH LAWS

§ 3.7.1 Unless otherwise provided in the Contract Documents, the Contractor shall secure and pay for the building permit as well as for other permits, fees, licenses, and inspections by government agencies necessary for proper execution and completion of the Work that are customarily secured after execution of the Contract and legally required at the time bids are received or negotiations concluded.

§ 3.7.2 The Contractor shall comply with and give notices required by applicable laws, statutes, ordinances, codes, rules and regulations, and lawful orders of public authorities applicable to performance of the Work.

§ 3.7.3 If the Contractor performs Work knowing it to be contrary to applicable laws, statutes, ordinances, codes, rules and regulations, or lawful orders of public authorities, the Contractor shall assume appropriate responsibility for such Work and shall bear the costs attributable to correction.

§ 3.7.4 **Concealed or Unknown Conditions.** If the Contractor encounters conditions at the site that are (1) subsurface or otherwise concealed physical conditions that differ materially from those indicated in the Contract Documents or (2) unknown physical conditions of an unusual nature, that differ materially from those ordinarily found to exist and generally recognized as inherent in construction activities of the character provided for in the Contract Documents, the Contractor shall promptly provide notice to the Owner and the Engineer, or his designee before conditions are disturbed and in no event later than 21 days after first observance of the conditions. The Engineer, or his designee will promptly investigate such conditions and, if the Engineer, or his designee determines that they differ materially and cause an increase or decrease in the Contractor's cost of, or time required for, performance of any part of the Work, will recommend an equitable adjustment in the Contract Sum or Contract Time, or both. If the Engineer, or his designee determines that the conditions at the site are not materially different from those indicated in the Contract Documents and that no change in the terms of the Contract is justified, the Engineer, or his designee shall promptly notify the Owner and Contractor in writing, stating the reasons. If either party disputes the Engineer, or his designee's determination or recommendation, that party may proceed as provided in Article 15.

§ 3.7.5 If, in the course of the Work, the Contractor encounters human remains or recognizes the existence of burial markers, archaeological sites or wetlands not indicated in the Contract Documents, the Contractor shall immediately suspend any operations that would affect them and shall notify the Owner and Engineer, or his designee. Upon receipt of such notice, the Owner shall promptly take any action necessary to obtain governmental authorization required to resume the operations. The Contractor shall continue to suspend such operations until otherwise instructed by the Owner but shall continue with all other operations that do not affect those remains or features. Requests for adjustments in the Contract Sum and Contract Time arising from the existence of such remains or features may be made as provided in Article 15.

§ 3.8 ALLOWANCES

§ 3.8.1 The Contractor shall include in the Contract Sum all allowances stated in the Contract Documents. Items covered by allowances shall be supplied for such amounts and by such persons or entities as the Owner may direct.

§ 3.8.2 Unless otherwise provided in the Contract Documents,

- .1 Allowances shall cover the cost to the Contractor of materials and equipment delivered at the site and all required taxes, less applicable trade discounts;
- .2 Contractor's costs for unloading and handling at the site, labor, installation costs, overhead, profit and other expenses contemplated for stated allowance amounts shall be included in the Contract Sum but not in the allowances; and
- .3 Whenever costs are more than or less than allowances, the Contract Sum shall be adjusted accordingly by Change Order. The amount of the Change Order shall reflect (1) the difference between actual costs and the allowances under Section 3.8.2.1 and (2) changes in Contractor's costs under Section 3.8.2.2. The unused balance of any allowance shall be deducted from the Contract Sum upon completion and acceptance of the Work by Change Order.

§ 3.8.3 Materials and equipment under an allowance shall be selected by the Owner with reasonable promptness.

§ 3.9 SUPERINTENDENT

§ 3.9.1 The Contractor shall employ a competent superintendent and necessary assistants who shall be in attendance at the Project site during performance of the Work. The superintendent shall represent the Contractor, and communications given to the superintendent shall be as binding as if given to the Contractor.

§ 3.9.2 The Contractor, as soon as practicable after award of the Contract, shall furnish in writing to the Owner through the Engineer, or his designee the name and qualifications of a proposed superintendent. The Engineer, or his designee may reply within 14 days to the Contractor in writing stating (1) whether the Owner or the Engineer, or his designee has reasonable objection to the proposed superintendent or (2) that the Engineer, or his designee requires additional time to review. Failure of the Engineer, or his designee to reply within the 14 day period shall constitute notice of no reasonable objection.

§ 3.9.3 The Contractor shall not employ a proposed superintendent to whom the Owner or Engineer, or his designee has made reasonable and timely objection. The Contractor shall not change the superintendent without the Owner's consent, which shall not unreasonably be withheld or delayed.

§ 3.10 CONTRACTOR'S CONSTRUCTION SCHEDULES

§ 3.10.1 The Contractor, promptly after being awarded the Contract, shall prepare and submit for the Owner's and Engineer, or his designee's information a Contractor's construction schedule for the Work. The schedule shall not exceed time limits current under the Contract Documents, shall be revised at appropriate intervals as required by the conditions of the Work and Project, shall be related to the entire Project to the extent required by the Contract Documents, and shall provide for expeditious and practicable execution of the Work.

§ 3.10.2 The Contractor shall prepare a submittal schedule, promptly after being awarded the Contract and thereafter as necessary to maintain a current submittal schedule, and shall submit the schedule(s) for the Engineer, or his designee's approval. The Engineer, or his designee's approval shall not unreasonably be delayed or withheld. The submittal schedule shall (1) be coordinated with the Contractor's construction schedule, and (2) allow the Engineer, or his designee reasonable time to review submittals. If the Contractor fails to submit a submittal

schedule, the Contractor shall not be entitled to any increase in Contract Sum or extension of Contract Time based on the time required for review of submittals.

§ 3.10.3 The Contractor shall perform the Work in general accordance with the most recent schedules submitted to the Owner and Engineer, or his designee .

§3.10.4 Should the Contractor responsible for the scheduling requirements of Article 3 herein fail to comply with said scheduling requirements, said failure shall result in the following:

- 1 all claims resulting from the Contractor's failure to prepare or submit a schedule shall be the Contractor's responsibility;
- 2 shall constitute an act of default and a substantial breach of the Contract giving the Owner remedies under the Contract Documents; and
- 3 the Owner shall have the right to withhold any payments until the Contractor complies with the scheduling requirements of Article 3 herein.

§3.10.5 In the event of a Five Prime Contract, the General Contractor shall be responsible for the preparation and submittal of the schedule.

§ 3.11 DOCUMENTS AND SAMPLES AT THE SITE

The Contractor shall maintain at the site for the Owner one copy of the Drawings, Specifications, Addenda, Change Orders and other Modifications, in good order and marked currently to indicate field changes and selections made during construction, and one copy of approved Shop Drawings, Product Data, Samples and similar required submittals. These shall be available to the Engineer, or his designee and shall be delivered to the Engineer, or his designee for submittal to the Owner upon completion of the Work as a record of the Work as constructed.

§ 3.12 SHOP DRAWINGS, PRODUCT DATA AND SAMPLES

§ 3.12.1 Shop Drawings are drawings, diagrams, schedules and other data specially prepared for the Work by the Contractor or a Subcontractor, Sub-subcontractor, manufacturer, supplier or distributor to illustrate some portion of the Work.

§ 3.12.2 Product Data are illustrations, standard schedules, performance charts, instructions, brochures, diagrams and other information furnished by the Contractor to illustrate materials or equipment for some portion of the Work.

§ 3.12.3 Samples are physical examples that illustrate materials, equipment or workmanship and establish standards by which the Work will be judged.

§ 3.12.4 Shop Drawings, Product Data, Samples and similar submittals are not Contract Documents. Their purpose is to demonstrate the way by which the Contractor proposes to conform to the information given and the design concept expressed in the Contract Documents for those portions of the Work for which the Contract Documents require submittals. Review by the Engineer, or his designee is subject to the limitations of Section 4.2.7. Informational submittals upon which the Engineer, or his designee is not expected to take responsive action may be so identified in the Contract Documents. Submittals that are not required by the Contract Documents may be returned by the Engineer, or his designee without action.

§ 3.12.5 The Contractor shall review for compliance with the Contract Documents, approve and submit to the Engineer, or his designee Shop Drawings, Product Data, Samples and similar submittals required by the Contract Documents in accordance with the submittal schedule approved by the Engineer, or his designee or, in the absence of an approved submittal schedule, with reasonable promptness and in such sequence as to cause no delay in the Work or in the activities of the Owner or of separate contractors.

§ 3.12.6 By submitting Shop Drawings, Product Data, Samples and similar submittals, the Contractor represents to the Owner and Engineer, or his designee that the Contractor has (1) reviewed and approved them, (2) determined and verified materials, field measurements and field construction criteria related thereto, or will do so and (3) checked and coordinated the information contained within such submittals with the requirements of the Work and of the Contract Documents.

§ 3.12.7 The Contractor shall perform no portion of the Work for which the Contract Documents require submittal and review of Shop Drawings, Product Data, Samples or similar submittals until the respective submittal has been approved by the Engineer, or his designee .

§ 3.12.8 The Work shall be in accordance with approved submittals except that the Contractor shall not be relieved of responsibility for deviations from requirements of the Contract Documents by the Engineer or his designee 's approval of Shop Drawings, Product Data, Samples or similar submittals unless the Contractor has specifically informed the Engineer, or his designee in writing of such deviation at the time of submittal and (1) the Engineer, or his designee has given written approval to the specific deviation as a minor change in the Work, or (2) a Change Order or Construction Change Directive has been issued authorizing the deviation. The Contractor shall not be relieved of responsibility for errors or omissions in Shop Drawings, Product Data, Samples or similar submittals by the Engineer, or his designee 's approval thereof.

§ 3.12.9 The Contractor shall direct specific attention, in writing or on resubmitted Shop Drawings, Product Data, Samples or similar submittals, to revisions other than those requested by the Engineer, or his designee on previous submittals. In the absence of such written notice, the Engineer, or his designee 's approval of a resubmission shall not apply to such revisions.

§ 3.12.10 The Contractor shall not be required to provide professional services that constitute the practice of Engineer, or his designee ure or engineering unless such services are specifically required by the Contract Documents for a portion of the Work or unless the Contractor needs to provide such services in order to carry out the Contractor's responsibilities for construction means, methods, techniques, sequences and procedures. The Contractor shall not be required to provide professional services in violation of applicable law. If professional design services or certifications by a design professional related to systems, materials or equipment are specifically required of the Contractor by the Contract Documents, the Owner and the Engineer, or his designee will specify all performance and design criteria that such services must satisfy. The Contractor shall cause such services or certifications to be provided by a properly licensed design professional, whose signature and seal shall appear on all drawings, calculations, specifications, certifications, Shop Drawings and other submittals prepared by such professional. Shop Drawings and other submittals related to the Work designed or certified by such professional, if prepared by others, shall bear such professional's written approval when submitted to the Engineer or his designee . The Owner and the Engineer, or his designee shall be entitled to rely upon the adequacy, accuracy and completeness of the services, certifications and approvals performed or provided by such design professionals, provided the Owner and Engineer, or his designee have specified to the Contractor all performance and design criteria that such services must satisfy. Pursuant to this Section 3.12.10, the Engineer, or his designee will review, approve or take other appropriate action on submittals only for the limited purpose of checking for conformance with information given and the design concept expressed in the Contract Documents. The Contractor shall not be responsible for the adequacy of the performance and design criteria specified in the Contract Documents.

§ 3.13 USE OF SITE

§ 3.13.1 The Contractor shall confine operations at the site to areas permitted by applicable laws, statutes, ordinances, codes, rules and regulations, and lawful orders of public authorities and the Contract Documents and shall not unreasonably encumber the site with materials or equipment.

§ 3.13.2 The Contractor shall coordinate the Contractor's operations with, and secure the approval of, the Owner before using any portion of the Site.

§ 3.13.3 The Contractor shall store its apparatuses, materials, supplies, and equipment in such orderly fashion at the Site of the Work, if permitted, as will not unduly interfere with the progress of the Work or ongoing operations. The Contractor shall provide protective fencing around the designated storage areas.

§ 3.13.4 The Contractor shall see that stockpiles of materials and storage of equipment are kept to a minimum and neatly stored where directed by the Owner and the Engineer, or his designee .

§ 3.13.5 If the Work is to be executed in areas occupied by the Owner, the Contractor shall inform the Owner in advance of the areas scheduled to be worked on, so that the Owner's personnel may make proper preparations to protect equipment and records.

§3.13.6 The Contractor understands that some or all the Work of the Contract may be performed while the facilities are occupied by personnel, and accordingly shall make all reasonable and necessary provisions to ensure that the contract Work will be of minimal disruption to the environment.

§3.13.7 Materials and equipment that are to be used only directly in the Work, shall be brought to and stored on the Project site by the Contractor. After equipment is no longer required for the Work, it shall be promptly removed from the Project Site. Protection of construction materials and equipment stored at the Project Site from weather, theft, damage and all other adversity is solely the Contractor's responsibility. The Contractor shall bear the responsibility to replace all such materials that may be lost, damaged, or stolen at its expense, whether such materials or equipment have been entirely or partially paid for by the Owner.

§3.13.8 The Contractor and any entity for whom the Contractor is responsibility, shall not erect any sign on the Project Site without the prior written consent of the Owner, which may be withheld in the sole discretion of the Owner.

§3.13.9 Contractor shall ensure that the Work is performed at all times in a manner that affords reasonable access, both vehicular and pedestrian, to the Site of the Work and all adjacent areas. The Work shall be performed, to the fullest extent reasonably possible, in such a manner that public areas adjacent to the Site of the Work shall be free from all debris, building materials, and equipment likely to cause hazardous conditions.

§3.13.10 Without prior approval of the Owner, the Contractor shall not permit any workers to use any existing facilities at the Project Site, including, without limitation, the lavatories, toilets, entrances, and parking areas, other than those designated by the Owner. Without limitation of any other provision of the Contract Documents, the Contractor shall use its best efforts to comply with all rules and regulations promulgated by the Owner in connection with the use and occupancy of the Project Site and the Building, as amended from time to time. The Contractor shall immediately notify the Owner in writing, if during the performance of the Work, the Contractor finds compliance with any portion of such rules and regulations to be impracticable. This notification shall set forth the problems of such compliance and shall suggest alternatives through which the same results intended by such portions of the rules and regulations can be achieved. The Owner may, in the Owner's sole discretion, adopt such suggestions, develop new alternatives or require compliance with the existing requirements of the rules and regulations. The Contractor shall also comply with all insurance requirements and collective bargaining agreements applicable to use and occupancy of the Project Site and the Building.

§ 3.14 CUTTING AND PATCHING

§ 3.14.1 The Contractor shall be responsible for cutting, fitting or patching required to complete the Work or to make its parts fit together properly. All areas requiring cutting, fitting and patching shall be restored to the condition existing prior to the cutting, fitting and patching, unless otherwise required by the Contract Documents. Any costs incurred by the Onwer for defective cutting or patching shall be borne by the Contractor responsible therefore.

§ 3.14.2 The Contractor shall not damage or endanger a portion of the Work or fully or partially completed construction of the Owner or separate contractors by cutting, patching or otherwise altering such construction, or by excavation. The Contractor shall not cut or otherwise alter such construction by the Owner or a separate Contractor except with written consent of the Owner and of such separate Contractor; such consent shall not be unreasonably withheld. The Contractor shall not unreasonably withhold from the Owner or a separate Contractor the Contractor's consent to cutting or otherwise altering the Work.

§ 3.15 CLEANING UP

§ 3.15.1 The Contractor shall keep the premises and surrounding area free from accumulation of waste materials or rubbish caused by operations under the Contract. At completion of the Work, the Contractor shall remove waste materials, rubbish, the Contractor's tools, construction equipment, machinery and surplus materials from and about the Project.

§ 3.15.2 If the Contractor fails to clean up as provided in the Contract Documents, the Owner may do so and Owner shall be entitled to reimbursement from the Contractor, or shall be entitled to reduce the Contract Amount in an amount equal to the Owner's cost to clean up.

§3.15.3 The Contractor shall, on a daily basis, clean debris resulting from its Work, and protect construction in progress and maintain adjoining materials in place during handling and installation, and provide protective covering where required to assure protection from damage or deterioration until Substantial Completion.

§3.15.4 The Contractor shall clean and provide maintenance on completed construction, after installation, as frequently as necessary through the remainder of the construction period.

§3.15.5 The Contractor shall supervise its construction operations to assure that no part of the construction, completed or in progress, is subject to harmful, dangerous, damaging, or otherwise deleterious exposure during the construction period. The term "clean" shall include the removal of debris from the work area to dumpsters furnished by the Prime General Work Contractor or the Contractor for Single Overall Contract Work, whichever contracting method shall apply.

§ 3.16 ACCESS TO WORK

The Contractor shall provide the Owner and Engineer, or his designee access to the Work in preparation and progress wherever located.

§ 3.17 ROYALTIES, PATENTS AND COPYRIGHTS

The Contractor shall pay all royalties and license fees. The Contractor shall defend suits or claims for infringement of copyrights and patent rights and shall hold the Owner and Engineer, or his designee harmless from loss on account thereof, but shall not be responsible for such defense or loss when a particular design, process or product of a particular manufacturer or manufacturers is required by the Contract Documents, or where the copyright violations are contained in Drawings, Specifications or other documents prepared by the Owner or Engineer, or his designee. However, if the Contractor has reason to believe that the required design, process or product is an infringement of a copyright or a patent, the Contractor shall be responsible for such loss unless such information is promptly furnished to the Engineer, or his designee.

§ 3.18 INDEMNIFICATION

§ 3.18.1 The County of Union requires all bidders to accept the following indemnification requirements in the event the County accepts their bid. The Contract awarded by the County to the successful bidder will contain the following provision:

"To the fullest extent permitted by law the Contractor shall indemnify and hold harmless the Owner and Owner's consultants, agents, representatives, and employees from and against any and all claims, damages, losses, costs, and expenses, including, but not limited to attorney's fees, legal costs and legal expenses arising out of or resulting from the performance of the Contractor's work under this contract, provided that such claim, damage, loss, cost or expense is attributable to bodily injury, sickness, disease or death, or to injury to or destruction of tangible property (other than work itself) caused or alleged to be caused by the negligent acts, negligent omissions, and/or fault of the Contractor, anyone directly or indirectly employed or retained by the Contractor, or anyone for whose acts the Contractor may be liable regardless of whether caused in part by the negligent act or omission of a party indemnified hereunder provided it is not caused by the sole negligence of a party indemnified hereunder. Contractor shall further indemnify and hold harmless the Owner and the Owner's consultants, agents, representative, and employees from and against any and all claims, damages, losses, costs, and expenses, including, but not limited to attorneys' fees, legal costs and legal expenses, arising out of or resulting from performance of the work, provided that such claims, damage, loss, cost, or expense is attributable to bodily injury, sickness, disease or death, or to injury to destruction of tangible property (other than work itself) caused or alleged to be caused by the negligent acts, negligent omissions, and/or fault of the Owner or the Owner's consultants, agents, representatives, or employees and arises out of this project and provided such claim, damage, loss, cost, or expense is not caused by the sole negligence of a party indemnified hereunder."

§ 3.18.2 In claims against any person or entity indemnified under this Section 3.18 by an employee of the Contractor, a Subcontractor, anyone directly or indirectly employed by them or anyone for whose acts they may be liable, the indemnification obligation under Section 3.18.1 shall not be limited by a limitation on amount or type of damages, compensation or benefits payable by or for the Contractor or a Subcontractor under workers' compensation acts, disability benefit acts or other employee benefit acts.

ARTICLE 4 ENGINEER, OR HIS DESIGNEE OR ENGINEER

§ 4.1 GENERAL

§ 4.1.1 The Owner shall retain an Engineer, or his designee lawfully licensed to practice Engineer, or his designee in the jurisdiction where the Project is located. That person or entity is identified as the Engineer, or his designee in the Agreement and is referred to throughout the Contract Documents as if singular in number.

§ 4.1.2 Duties, responsibilities and limitations of authority of the Engineer, or his designee as set forth in the Contract Documents shall not be restricted, modified or extended without written consent of the Owner, Contractor and Engineer, or his designee. Consent shall not be unreasonably withheld.

§ 4.2 ADMINISTRATION OF THE CONTRACT

§ 4.2.1 The Engineer, or his designee will provide administration of the Contract as set forth in its respective Agreements with the Owner and as described in the Contract Documents.

§ 4.2.2 The Engineer, or his designee will visit the site at intervals appropriate to the stage of construction, or as otherwise agreed with the Owner, to become generally familiar with the progress and quality of the portion of the Work completed, and to determine in general if the Work observed is being performed in a manner indicating that the Work, when fully completed, will be in accordance with the Contract Documents.

§ 4.2.3 On the basis of the site visits, the Engineer, or his designee will keep the Owner reasonably informed about the progress and quality of the portion of the Work completed, and report to the Owner (1) known deviations from the Contract Documents and from the most recent construction schedule submitted by the Contractor, and (2) defects and deficiencies observed in the Work.

§ 4.2.4 COMMUNICATIONS FACILITATING CONTRACT ADMINISTRATION

Except as otherwise provided in the Contract Documents or when direct communications have been specially authorized, the Owner and Contractor shall endeavor to communicate with each other through the Engineer, or his designee about matters arising out of or relating to the Contract. Communications by and with the Engineer, or his designee's consultants shall be through the Engineer, or his designee. Communications by and with Subcontractors and material suppliers shall be through the Contractor. Communications by and with separate contractors shall be through the Owner.

§ 4.2.5 Based on the Engineer, or his designee's evaluations of the Contractor's Applications for Payment, the Engineer, or his designee will review and certify the amounts due the Contractor and will issue Certificates for Payment in such amounts.

§ 4.2.6 The Engineer, or his designee has authority to reject Work that does not conform to the Contract Documents. Whenever the Engineer, or his designee considers it necessary or advisable, the Engineer, or his designee will have authority to require inspection or testing of the Work in accordance with Sections 13.5.2 and 13.5.3, whether or not such Work is fabricated, installed or completed. However, neither this authority of the Engineer, or his designee nor a decision made in good faith either to exercise or not to exercise such authority shall give rise to a duty or responsibility of the Engineer, or his designee to the Contractor, Subcontractors, material and equipment suppliers, their agents or employees, or other persons or entities performing portions of the Work.

§ 4.2.7 The Engineer, or his designee will review and approve, or take other appropriate action upon, the Contractor's submittals such as Shop Drawings, Product Data and Samples, but only for the limited purpose of checking for conformance with information given and the design concept expressed in the Contract Documents. The Engineer, or his designee's action will be taken in accordance with the submittal schedule approved by the Engineer, or his designee or, in the absence of an approved submittal schedule, with reasonable promptness while allowing sufficient time in the Engineer, or his designee's professional judgment to permit adequate review. Review of such submittals is not conducted for the purpose of determining the accuracy and completeness of other details such as dimensions and quantities, or for substantiating instructions for installation or performance of equipment or systems, all of which remain the responsibility of the Contractor as required by the Contract Documents. The Engineer, or his designee's review of the Contractor's submittals shall not relieve the Contractor of the obligations under Sections 3.3, 3.5 and 3.12. The Engineer, or his designee's review shall not constitute

approval of safety precautions or, unless otherwise specifically stated by the Engineer, or his designee, of any construction means, methods, techniques, sequences or procedures. The Engineer, or his designee's approval of a specific item shall not indicate approval of an assembly of which the item is a component.

§ 4.2.8 The Engineer, or his designee will prepare Change Orders and Construction Change Directives, and may authorize minor changes in the Work as provided in Section 7. The Engineer, or his designee will investigate and make determinations and recommendations regarding concealed and unknown conditions as provided in Section 3.7.4.

§ 4.2.9 The Engineer, or his designee will conduct inspections to determine the date or dates of Substantial Completion and the date of final completion; issue Certificates of Substantial Completion pursuant to Section 9.8; receive and forward to the Owner, for the Owner's review and records, written warranties and related documents required by the Contract and assembled by the Contractor pursuant to Section 9.10; and issue a final Certificate for Payment pursuant to Section 9.10.

§ 4.2.10 If the Owner and Engineer, or his designee agree, the Engineer, or his designee will provide one or more project representatives to assist in carrying out the Engineer, or his designee's responsibilities at the site. The duties, responsibilities and limitations of authority of such project representatives shall be as set forth in the Owner's Agreement with the Engineer, or his designee.

§ 4.2.11 The Engineer, or his designee will interpret and decide matters concerning performance under, and requirements of, the Contract Documents on written request of either the Owner or Contractor. The Engineer, or his designee's response to such requests will be made in writing within any time limits agreed upon or otherwise with reasonable promptness.

§ 4.2.12 Interpretations and decisions of the Engineer, or his designee will be consistent with the intent of, and reasonably inferable from, the Contract Documents and will be in writing or in the form of drawings. When making such interpretations and decisions, the Engineer, or his designee will endeavor to secure faithful performance by both Owner and Contractor and will not show partiality.

§ 4.2.13 The Engineer, or his designee will review and respond to requests for information about the Contract Documents. The Engineer, or his designee's response to such requests will be made in writing within any time limits agreed upon or otherwise with reasonable promptness. If appropriate, the Engineer, or his designee will prepare and issue supplemental Drawings and Specifications in response to the requests for information.

ARTICLE 5 SUBCONTRACTORS

§ 5.1 DEFINITIONS

§ 5.1.1 A Subcontractor is a person or entity who has a direct contract with the Contractor to perform a portion of the Work at the site. The term "Subcontractor" is referred to throughout the Contract Documents as if singular in number and means a Subcontractor or an authorized representative of the Subcontractor. The term "Subcontractor" does not include a separate Contractor or subcontractors of a separate Contractor.

§ 5.1.2 A Sub-subcontractor is a person or entity who has a direct or indirect contract with a Subcontractor to perform a portion of the Work at the site. The term "Sub-subcontractor" is referred to throughout the Contract Documents as if singular in number and means a Sub-subcontractor or an authorized representative of the Sub-subcontractor.

§ 5.2 AWARD OF SUBCONTRACTS AND OTHER CONTRACTS FOR PORTIONS OF THE WORK

§ 5.2.1 Identification of Subcontractors required by N.J.S.A. 40A:11-16 shall be provided with the bid submission in accordance with the requirements of that statute. Names of persons or entities for any Subcontractor not covered by N.J.S.A. 18A-18 shall be furnished within thirty (30) thirty days of notification of Award of Contract. The Engineer, or his designee will notify the Contractor in writing if the Owner or Engineer, or his designee, after due investigation, has reasonable objection to any such proposed person or entity. The list of proposed Subcontractors shall include a description of the materials and equipment each proposes to furnish and install in the Work. The description shall be insufficient detail to allow the Engineer, or his designee to determine general conformance to Contract requirements. Approval of the submittals as required under this Article shall not relieve the Contractor from conformance to Contract requirements.

§5.2.2 Subcontractors shall comply with the statutory requirements of N.J.S.A. 34:11-56.25 and N.J.S.A. 34:11-56.48. Any subcontractors who fail to comply with those statutory provisions shall be rejected.

§5.2.3 Written confirmation of award of each major subcontract shall be submitted to the Owner by the Contractor, in form subject to his approval, within seven (7) days after receipt of Owner's approval of proposed Subcontractor list as provided under this Article. Every subcontract shall be in writing, shall be submitted to Owner for review and approval prior to execution, and shall specifically provide that the Owner is an intended third (3rd) party beneficiary of such subcontract.

§ 5.2.4 The Contractor shall not contract with a proposed person or entity to whom the Owner or Engineer, or his designee has made reasonable and timely objection. The Contractor shall not be required to contract with anyone to whom the Contractor has made reasonable objection.

§ 5.2.5 If the Owner or Engineer, or his designee has reasonable objection to a person or entity proposed by the Contractor, the Contractor shall propose another to whom the Owner or Engineer, or his designee has no reasonable objection. If the proposed but rejected Subcontractor was reasonably capable of performing the Work, the Contract Sum and Contract Time shall be increased or decreased by the difference, if any, occasioned by such change, and an appropriate Change Order shall be issued before commencement of the substitute Subcontractor's Work. However, no increase in the Contract Sum or Contract Time shall be allowed for such change unless the Contractor has acted promptly and responsively in submitting names as required.

§ 5.2.6 The Contractor shall not substitute a Subcontractor, person or entity previously selected if the Owner or Engineer, or his designee makes reasonable objection to such substitution.

§ 5.3 SUBCONTRACTUAL RELATIONS

§5.3.1 By appropriate agreement, written where legally required for validity, the Contractor shall require each Subcontractor, to the extent of the Work to be performed by the Subcontractor, to be bound to the Contractor by terms of the Contract Documents, and to assume toward the Contractor all the obligations and responsibilities, including the responsibility for safety of the Subcontractor's Work, which the Contractor, by these Documents, assumes toward the Owner and Engineer, or his designee. Each subcontract agreement shall preserve and protect the rights of the Owner and Engineer, or his designee under the Contract Documents and at law. No Subcontract shall diminish in any way any rights or benefits conferred upon the Owner by these Contract Documents. The Contractor shall make all Contract Documents available to the Subcontractors.

§5.3.2 Where the Contractor sublets portions of the Work, the entire responsibility for the subdividing of Work rests with the Contractor. The Owner and the Engineer, or his designee are not responsible for the manner of the subdivision of the Work, nor will they enter into or settle disagreements or disputes between Contractor and Subcontractors. The Contractor is, and will be held, responsible for the proper execution of the Work of all Subcontractors.

§ 5.4 CONTINGENT ASSIGNMENT OF SUBCONTRACTS

§ 5.4.1 Each subcontract agreement for a portion of the Work is assigned by the Contractor to the Owner, provided that

- 1 assignment is effective only after termination of the Contract by the Owner for cause pursuant to Section 14.2 and only for those subcontract agreements that the Owner accepts by notifying the Subcontractor and Contractor in writing.

§ 5.4.2 Upon such assignment to the Owner under this Section 5.4, the Owner may further assign the subcontract to a successor Contractor or other entity.

ARTICLE 6 CONSTRUCTION BY OWNER OR BY SEPARATE CONTRACTORS

§ 6.1 OWNER'S RIGHT TO PERFORM CONSTRUCTION AND TO AWARD SEPARATE CONTRACTS

§ 6.1.1 The Owner reserves the right to perform construction or operations related to the Project with the Owner's own forces, and to award separate contracts in connection with other portions of the Project or other construction or operations on the site.

§ 6.1.2 The Owner shall provide for coordination of the activities of the Owner's own forces and of each separate Contractor with the Work of the Contractor, who shall cooperate with them. The Contractor shall participate with other separate contractors and the Owner in reviewing their construction schedules. The Contractor shall make any revisions to the construction schedule deemed necessary after a joint review and mutual agreement. The construction schedules shall then constitute the schedules to be used by the Contractor, separate contractors and the Owner until subsequently revised.

§ 6.2 MUTUAL RESPONSIBILITY

§ 6.2.1 The Contractor shall afford the Owner and separate contractors reasonable opportunity for introduction and storage of their materials and equipment and performance of their activities, and shall connect and coordinate the Contractor's construction and operations with theirs as required by the Contract Documents.

§ 6.2.2 If part of the Contractor's Work depends for proper execution or results upon construction or operations by the Owner or a separate Contractor, the Contractor shall, prior to proceeding with that portion of the Work, promptly report to the Engineer, or his designee apparent discrepancies or defects in such other construction that would render it unsuitable for such proper execution and results. Failure of the Contractor so to report shall constitute an acknowledgment that the Owner's or separate Contractor's completed or partially completed construction is fit and proper to receive the Contractor's Work, except as to defects not then reasonably discoverable.

§ 6.2.3 The Contractor shall reimburse the Owner for costs the Owner incurs that are payable to a separate Contractor because of the Contractor's delays, improperly timed activities or defective construction. The Owner shall be responsible to the Contractor for costs the Contractor incurs because of a separate Contractor's delays, improperly timed activities, damage to the Work or defective construction.

§ 6.2.4 The Contractor shall promptly remedy damage the Contractor wrongfully causes to completed or partially completed construction or to property of the Owner or separate contractors as provided in Section 10.2.5.

§ 6.2.4.1 Should the Contractor cause damage to the Work or property of any separate Contractor on the Project, the Contractor shall promptly settle with such other Contractor by agreement, or otherwise resolve the dispute. If such separate Contractor institutes any legal proceeding against the Owner on account of any damage alleged to have been so sustained, the Contractor shall, indemnify, defend, or bear the cost of defense as the Owner shall in its own discretion determine, and hold the Owner's harmless. Said Indemnification shall be governed by Section 13, Page G7 of the Instructions to Bidders.

§ 6.2.5 The Owner and each separate Contractor shall have the same responsibilities for cutting and patching as are described for the Contractor in Section 3.14.

§ 6.3 OWNER'S RIGHT TO CLEAN UP

If a dispute arises among the Contractor, separate contractors and the Owner as to the responsibility under their respective contracts for maintaining the premises and surrounding area free from waste materials and rubbish, the Owner may clean up and the Engineer, or his designee will allocate the cost among those responsible, which amounts the Owner shall be entitled to reduce the Contract Amounts of the various contracts of those responsible.

ARTICLE 7 CHANGES IN THE WORK

§ 7.1 GENERAL

§ 7.1.1 Changes in the Work may be accomplished after execution of the Contract, and without invalidating the Contract, by Change Order, Construction Change Directive or order for a minor change in the Work, subject to the limitations stated in this Article 7 and elsewhere in the Contract Documents. Change Orders and Construction Change Directives shall be subject to and processed in accordance with N.J.A.C. 6A:23-7 and N.J.A.C. 6A:26-4.9, where applicable.

§ 7.1.2 A Change Order shall be based upon agreement among the Owner, Contractor and Engineer, or his designee; a Construction Change Directive requires a written agreement by the Owner and Engineer, or his designee and may or may not be agreed to by the Contractor; an order for a minor change in the Work which does not extend the Contract Time, increase the Contract Sum or change the Project Scope may be issued by the Engineer, or his designee alone.

§ 7.1.3 Changes in the Work shall be performed under applicable provisions of the Contract Documents, and the Contractor shall proceed promptly, unless otherwise provided in the Change Order, Construction Change Directive or order for a minor change in the Work.

§ 7.1.4 In order to facilitate checking of quotations for extras or credits, all proposals shall be accompanied by a complete itemization of costs including labor, materials and subcontracts. Labor and materials shall be itemized in the manner prescribed above. Where major cost items are subcontracts, they shall be itemized also. In no case will a change be approved without such itemization.

§ 7.2 CHANGE ORDERS

§ 7.2.1 A Change Order is a written instrument prepared by the Engineer, or his designee and signed by the Owner, Contractor and Engineer, or his designee stating their agreement upon all of the following:

- .1 The change in the Work;
- .2 The amount of the adjustment, if any, in the Contract Sum; and
- .3 The extent of the adjustment, if any, in the Contract Time.

A Change Order shall not require consent of the Owner if the Owner has provided an allowance for such a change.

§ 7.2.2 Methods used in determining adjustments to the Contract Sum shall be those listed in Section 7.3.3.

§ 7.2.3 Agreement on any Change Order shall constitute a final settlement of all matters relating to the change in the Work that is the subject of the Change Order, including, but not limited to, all direct and indirect costs associated with such change, and any and all adjustments to the Contract Sum and the construction schedule. In the event a Change Order increases the Contract Sum, Contractor shall include the Work covered by such Change Orders in Applications for Payment as if such Work were originally part of the Contract Documents.

§ 7.3 CONSTRUCTION CHANGE DIRECTIVES

§ 7.3.1 A Construction Change Directive is a written order prepared by the Engineer, or his designee and signed by the Owner and Engineer, or his designee, directing a change in the Work prior to agreement on adjustment, if any, in the Contract Sum or Contract Time, or both. A Construction Change Directive shall not require the Agreement of the Engineer, or his designee if the Owner specifically waives their consent in writing. The Owner may by Construction Change Directive, without invalidating the Contract, order changes in the Work within the general scope of the Contract consisting of additions, deletions or other revisions, the Contract Sum and Contract Time being adjusted accordingly.

§ 7.3.2 A Construction Change Directive shall be used in the absence of total agreement on the terms of a Change Order.

§ 7.3.3 If the Construction Change Directive provides for an adjustment to the Contract Sum, the adjustment shall be based on one of the following methods:

- .1 Mutual acceptance of a lump sum properly itemized and supported by sufficient substantiating data to permit evaluation;
- .2 Unit prices stated in the Contract Documents or subsequently agreed upon;
- .3 Cost to be determined in a manner agreed upon by the parties and a mutually acceptable fixed or percentage fee; or
- .4 As provided in Section 7.3.6.

§ 7.3.4 Upon receipt of a Construction Change Directive, the Contractor shall promptly proceed with the change in the Work involved and advise the Engineer, or his designee of the Contractor's agreement or disagreement with the method, if any, provided in the Construction Change Directive for determining the proposed adjustment in the Contract Sum or Contract Time. The Contractor's failure to comply with a Construction Change Directive shall constitute an incident of default and cause for termination by the Owner.

§ 7.3.5 A Construction Change Directive signed by the Contractor indicates the Contractor's agreement therewith, including adjustment in Contract Sum and Contract Time or the method for determining them. Such agreement shall be effective immediately and shall be recorded as a Change Order.

§ 7.3.6 If the Contractor does not respond promptly or disagrees with the method for adjustment in the Contract Sum, the Engineer, or his designee shall determine the method and the adjustment on the basis of reasonable expenditures and savings of those performing the Work attributable to the change, including, in case of an increase in the Contract Sum, an amount for overhead and profit as set forth in the Agreement, or if no such amount is set forth in the Agreement, a reasonable amount. In such case, and also under Section 7.3.3.3, the Contractor shall keep and present, in such form as the Engineer, or his designee may prescribe, an itemized accounting together with appropriate supporting data. Unless otherwise provided in the Contract Documents, costs for the purposes of this Section 7.3.6 shall be limited to the following:

- .1 Costs of labor, including social security, old age and unemployment insurance, fringe benefits required by agreement or custom, and workers' compensation insurance;
- .2 Costs of materials, supplies and equipment, including cost of transportation, whether incorporated or consumed;
- .3 Rental costs of machinery and equipment, exclusive of hand tools, whether rented from the Contractor or others; and
- .4 Costs of premiums for all bonds and insurance, permit fees, and sales, use or similar taxes related to the Work.

§ 7.3.7 The amount of credit to be allowed by the Contractor to the Owner for a deletion or change that results in a net decrease in the Contract Sum shall be actual net cost as confirmed by the Engineer, or his designee. When both additions and credits covering related Work or substitutions are involved in a change, the allowance for overhead and profit shall be figured on the basis of net increase, if any, with respect to that change.

§ 7.3.8 Pending final determination of the total cost of a Construction Change Directive to the Owner, the Contractor may request payment for Work completed under the Construction Change Directive in Applications for Payment. The Engineer, or his designee will make an interim determination for purposes of monthly certification for payment for those costs and certify for payment the amount that the Engineer, or his designee determines, in the Engineer, or his designee's professional judgment, to be reasonably justified. The Engineer, or his designee's interim determination of cost shall adjust the Contract Sum on the same basis as a Change Order, subject to the right of either party to disagree and assert a Claim in accordance with Article 15.

§ 7.3.9 When the Owner and Contractor agree with a determination made by the Engineer, or his designee concerning the adjustments in the Contract Sum and Contract Time, or otherwise reach agreement upon the adjustments, such agreement shall be effective immediately and the Engineer, or his designee will prepare a Change Order. Change Orders may be issued for all or any part of a Construction Change Directive.

§ 7.3.10 In subparagraphs 7.3.3 and 7.3.6, the allowance for overhead and profit combined shall be based upon the following schedule:

- .1 For the Contractor, for work performed by his own forces, 10% of cost.
- .2 For each Subcontractor, for the work performed by his own forces, 10% of cost.
- .3 For the Contractor, for work performed by a subcontractor, 5% of cost.

§ 7.3.11 Lump sum quotations for changes in the Work will not be accepted. Proposals shall be completely itemized and broken down. They shall be accompanied by such supporting data as the Engineer, or his designee may require, such as copies of subcontractor's or vendor's quotations, quantity take-off sheets, or other similar information.

§ 7.4 MINOR CHANGES IN THE WORK

The Engineer, or his designee has authority to order minor changes in the Work not involving adjustment in the Contract Sum or extension of the Contract Time and not inconsistent with the intent of the Contract Documents. Such changes will be effected by written order signed by the Engineer, or his designee and shall be binding on the Owner and Contractor. The Contractor shall carry out such written orders promptly.

ARTICLE 8 TIME

§ 8.1 DEFINITIONS

§ 8.1.1 Unless otherwise provided, Contract Time is the period of time, including authorized adjustments, allotted in the Contract Documents for Substantial Completion of the Work and services as required by the Contract

Documents, Substantial Completion of the Work shall be accomplished within the period of consecutive calendar days (or by the date), as stated in the Agreement, plus any authorized extension(s) of time as approved by written agreement. Final Completion of the Work shall be no later than thirty (30) consecutive calendar days from the date of Substantial Completion of the Work, unless otherwise set forth in Article 3.2 of the Owner/Contractor Agreement.

§ 8.1.2 Intentionally omitted

§ 8.1.3 Intentionally omitted.

§ 8.1.4 The term "day" as used in the Contract Documents shall mean calendar day unless otherwise specifically defined.

§ 8.2 PROGRESS AND COMPLETION

§ 8.2.1 Time limits stated in the Contract Documents are of the essence of the Contract. By executing the Agreement the Contractor confirms that the Contract Time is a reasonable period for performing the Work. There will be no bonus or incentives paid, should the Work, or any portion thereof, be completed in advance of the specified activity milestone dates.

§ 8.2.2 The Contractor shall not knowingly, except by agreement or instruction of the Owner in writing, prematurely commence operations on the site or elsewhere prior to the effective date of insurance required by Article 11 to be furnished by the Contractor and Owner. The date of commencement of the Work shall not be changed by the effective date of such insurance.

§ 8.2.3 The Contractor shall proceed expeditiously with adequate forces and shall achieve Substantial Completion within the Contract Time.

§ 8.3 DELAYS AND EXTENSIONS OF TIME

§ 8.3.1 Intentionally omitted

§ 8.3.2 Claims relating to time shall be made in accordance with applicable provisions of Article 15.

§ 8.3.3 Intentionally omitted

§ 8.3.4 No payment, compensation, or adjustment of any kind shall be made to the Contractor by the Owner for damages resulting from hindrances or delays caused by the delays of other contractors, or from foreseeable circumstances not attributable to the Owner's conduct. The Contractor agrees that it will make no claim against the Owner for payment, compensation, damages, mitigation of Liquidated Damages, or adjustment of any kind for such hindrances or delays, and will accept such extensions of time as may be granted by the Owner in the Owner's sole discretion in full satisfaction for any and all alleged claims against the Owner for any and all such hindrances or delays. For purposes of this Agreement, disputes arising between contractors before or during construction, adverse weather conditions, and delays on the part of local authorities issuing permits shall be considered foreseeable circumstances. Notwithstanding the foregoing, nothing herein shall limit the Contractor's remedies for Owner's negligence, bad faith, active interference, tortious conduct, or other reasons unanticipated by the parties that delay expenditures paid by the Owner to the Engineer, or his designee, other individual or entity, or to any inspector or inspectors necessarily employed by it on the Work, for any number of days in excess of the Contract Time, shall be deducted for the Contract Sum.

§ 8.3.5 The provisions of this Article shall not be so interpreted or construed as to preclude or prevent the Contractor from making and prosecuting any claim against any separate Contractor engaged or employed by the Owner for damages alleged to have been caused or occasioned by any such separate Contractor.

§ 8.3.6 To the extent permitted by law, the Owner may suspend the whole or any part of the Work, if it shall deem it for the best interest of the Owner to do so, without compensation to the Contractor for such suspension, other than extending the time for completion of the Work as much as it may have been delayed by such suspension. During such suspension, all materials delivered upon, but not placed in the Work shall be neatly piled by the Contractor so as not to obstruct public travel, or shall be removed from the line of Work at the direction of the Owner and, unless the

materials be moved by the Contractor upon such direction, the materials shall be removed by the Owner and expense thereof will be charged to the Contractor.

§8.4.1 Should the Contractor fail to complete fully, and in conformity with all provisions of the Contract within the Contract Time, the Contractor shall, and hereby agrees to, pay the Owner one thousand dollars (\$1,000.00) per day, for each consecutive calendar day beyond the number of days allowed by the Contract, which sum is agreed upon as reasonable and proper measure of damages that the Owner will sustain per diem by failure of Contractor to complete Work within time as stipulated; it being recognized by Owner and Contractor that the injury to Owner that could result from a failure of the Contractor to complete on schedule, is uncertain and cannot be computed exactly. In no way shall costs of Liquidated Damages be construed as a penalty to the Contractor.

§8.4.2 It is expressly understood and agreed by and between the Contractor and Owner that the Contract Time prescribed herein is a reasonable time for the completion of the Work.

ARTICLE 9 PAYMENTS AND COMPLETION

§ 9.1 CONTRACT SUM

The Contract Sum is stated in the Agreement and, including authorized adjustments, is the total amount payable by the Owner to the Contractor for performance of the Work under the Contract Documents.

§ 9.2 SCHEDULE OF VALUES

Where the Contract is based on a stipulated sum or Guaranteed Maximum Price, the Contractor shall submit to the Engineer, or his designee, before the first Application for Payment, a schedule of values allocating the entire Contract Sum to the various portions of the Work and prepared in such form and supported by such data to substantiate its accuracy as the Engineer, or his designee may require. This schedule, unless objected to by the Engineer, or his designee, shall be used as a basis for reviewing the Contractor's Applications for Payment.

§ 9.3 APPLICATIONS FOR PAYMENT

§ 9.3.1 See Article 5 of Standard Form of Agreement between Owner/Contractor.

§ 9.3.1.1 Applications for Payment may include requests for payment on account of changes in the Work which have been properly authorized by Construction Change Directives but not yet included in Change Orders.

§ 9.3.1.2 Such applications may not include requests for payment of amounts the Contractor does not intend to pay to a Subcontractor or material supplier because of a dispute or other reason.

§ 9.3.1.3 All applications for payment shall be accompanied by the Application and Certificate of Payment, AIA Document G702, and the Continuation Sheet, AIA Document G703, fully completed as required or such other application for Payment as the Owner's representative shall use.

§9.3.1.4 In cases where the work is awarded on a Single Overall Contract basis, payments shall be made in accordance with applicable State of New Jersey statutes.

§ 9.3.2 Unless otherwise provided in the Contract Documents, payments shall be made on account of materials and equipment delivered and suitably stored at the site for subsequent incorporation in the Work. If approved in advance by the Owner, payment may similarly be made for materials and equipment suitably stored off the site at a location agreed upon in writing. Payment for materials and equipment stored on or off the site shall be conditioned upon compliance by the Contractor with procedures satisfactory to the Owner to establish the Owner's title to such materials and equipment or otherwise protect the Owner's interest, and shall include the costs of applicable insurance, storage and transportation to the site for such materials and equipment stored off the site.

§ 9.3.3 The Contractor warrants that title to all Work covered by an Application for Payment will pass to the Owner no later than the time of payment. The Contractor further warrants that upon submittal of an Application for Payment all Work for which Certificates for Payment have been previously issued and payments received from the Owner shall, to the best of the Contractor's knowledge, information and belief, be free and clear of liens, claims, security interests or encumbrances in favor of the Contractor, Subcontractors, material suppliers, or other persons or entities making a claim by reason of having provided labor, materials and equipment relating to the Work.

§9.3.3.1 All municipal mechanic's liens filed by a lien claimant shall be governed by N.J.S.A. 2A:44-125 et seq. In the event a municipal mechanic's lien is filed, the Owner reserves the right to withhold the full amount of the lien. The Owner may release the funds to the party against whose account the lien is claimed, only after that party files with the Owner's financial officer, a bond in an amount double of all sums claimed ("Double Bond") under the lien, and such bond's form has been approved by the Owner's chief law officer and financial officer, per N.J.S.A. 2A:44-130 or if an acceptable release of liens is filed by the lien claimant.

§ 9.4 CERTIFICATES FOR PAYMENT

§ 9.4.1 See Article 5 of Standard Form of Agreement between Owner and Contractor.

§ 9.4.2 See Article 5 of Standard Form of Agreement between Owner and Contractor

§9.4.3 See Article 5 of Standard Form of Agreement between Owner and Contractor.

§ 9.5 DECISIONS TO WITHHOLD CERTIFICATION

§ 9.5.1 See Article 5 of Standard Form of Agreement between Owner and Contractor

§ 9.5.2 See Article 5 if Standard Form of Agreement between Owner and Contractor.

§ 9.6 PROGRESS PAYMENTS

§ 9.6.1 After the Engineer, or his designee has issued a Certificate for Payment, the Owner shall make payment in the manner and within the time provided in the Contract Documents, and shall so notify the Engineer, or his designee

§ 9.6.2 The Contractor shall promptly pay each Subcontractor, upon receipt of payment from the Owner, out of the amount paid to the Contractor on account of such Subcontractor's portion of the Work, the amount to which the Subcontractor is entitled, reflecting percentages actually retained from payments to the Contractor on account of the Subcontractor's portion of the Work and shall certify same to Owner. The Contractor shall, by appropriate agreement with each Subcontractor, require each Subcontractor to make payments to Sub-subcontractors in a similar manner.

§ 9.6.3 The Engineer, or his designee will, on request, furnish to a Subcontractor, if practicable, information regarding percentages of completion or amounts applied for by the Contractor and action taken thereon by the Owner and Engineer, or his designee on account of portions of the Work done by such Subcontractor.

§ 9.6.4 Neither the Owner nor Engineer, or his designee shall have an obligation to pay or to see to the payment of money to a Subcontractor except as may otherwise be required by law.

§ 9.6.5 Payment to material and equipment suppliers shall be treated in a manner similar to that provided in Sections 9.6.2, 9.6.3 and 9.6.4.

§ 9.7 FAILURE OF PAYMENT

If the Engineer, or his designee does not issue a Certificate for Payment, through no fault of the Contractor, within seven days after receipt of the Contractor's Application for Payment, or if the Owner does not pay the Contractor within seven days after the date established in the Contract Documents the amount certified by the Engineer, or his designee or awarded by binding dispute resolution, then the Contractor may, upon seven additional days' written notice to the Owner and Engineer, or his designee, stop the Work until payment of the amount owing has been received. The Contract Time shall be extended appropriately and the Contract Sum shall be increased by the amount of the Contractor's reasonable costs of shut-down, delay and start-up, plus interest as provided for in the Contract Documents.

§9.7 REIMBURSEMENT TO OWNER

§9.7.1 If the Owner is entitled to any reimbursement or payment from the Contractor under, or pursuant to, the Contract Documents, such payment shall be made promptly upon demand by the Owner. Notwithstanding anything contained in the Contract Documents to the contrary, if the Contractor fails to promptly make any payment due the Owner, or the Owner incurs any costs and expenses to cure any default of the Contractor or to correct defective Work, the Owner shall have an absolute right to offset such amount against the Contract Sum and may, in the Owner's sole discretion, elect either to: (1) deduct an amount equal to that which the Owner is entitled from any

payment then, or thereafter, due the Contractor from the Owner; or (2) issue a written notice to the Contractor reducing the Contract Sum by an amount equal to that which the Owner is entitled.

§ 9.8 SUBSTANTIAL COMPLETION

§ 9.8.1 Substantial Completion is the stage in the progress of the Work when the Work or designated portion thereof is sufficiently complete in accordance with the Contract Documents so that the Owner can occupy or utilize the Work for its intended use; provided, however, that a condition precedent to Substantial Completion shall be the Owner's receipt of all certificates of occupancy (permanent or temporary) and any other permits, approvals, licenses, and other documents from any governmental authority having jurisdiction thereof necessary for the occupancy of the Project. The Owner may withhold a certification of Substantial Completion if temporary installations or temporary construction exists in areas requesting certification, or if certificates of occupancy are temporary or conditional.

§ 9.8.2 When the Contractor considers that the Work, or a portion thereof which the Owner agrees to accept separately, is substantially complete, the Engineer, or his designee shall prepare a comprehensive list of items to be completed or corrected ("Punch List"). The Contractor shall proceed immediately and correct items on the list. Failure to include an item on such list does not alter the responsibility of the Contractor to complete all Work in accordance with the Contract Documents. Upon receipt of the list, the Engineer, or his designee, will make an inspection to determine whether the Work or designated portion thereof is substantially complete. If the Engineer, or his designee's inspection discloses any item, whether or not included on the list, which is not in accordance with the requirements of the Contract Documents, the Contractor shall, before issuance of the Certificate of Substantial Completion, complete or correct such item upon notification by the Engineer, or his designee. The Contractor shall then submit a request for another inspection by the Engineer, or his designee to determine Substantial Completion. When the Work or designated portion thereof is substantially complete, the Engineer, or his designee will prepare a Certificate of Substantial Completion which shall establish the date of Substantial Completion, shall establish responsibilities of the Contractor for security, maintenance, heat, utilities, damage to the Work and insurance, and shall fix the time within which the Contractor shall finish all items on the List accompanying the Certificate. Warranties required by the Contract Documents shall commence on the date of Substantial Completion of the Work or designated portion thereof unless otherwise provided in the Certificate of Substantial Completion. The Certificate of Substantial Completion shall be submitted to the Contractor for its written acceptance and to the Owner for its approval and acceptance as required by Section 9.8.1. No Certificate of Substantial Completion shall be deemed effective unless executed by both Owner and Contractor.

§ 9.9 PARTIAL OCCUPANCY OR USE

§ 9.9.1 The Owner may occupy or use any completed or partially completed portion of the Work at any stage when such portion is designated by separate agreement with the Contractor, who shall obtain all necessary modifications to its insurance coverage to permit such occupancy or use. In addition, Contractor shall obtain consent of those public authorities having jurisdiction over the Work. Such partial occupancy or use may commence whether or not the portion is substantially complete pursuant to the terms of that Agreement. When the Contractor considers a portion substantially complete, the Engineer, or his designee shall prepare a Punch List as provided under Section 9.8.2. Consent of the Contractor to partial occupancy or use shall not be unreasonably withheld.

§ 9.9.2 Immediately prior to such partial occupancy or use, the Owner, Contractor and Engineer, or his designee shall jointly inspect the area to be occupied or portion of the Work to be used in order to determine and record the condition of the Work.

§ 9.9.3 Unless otherwise agreed upon, partial occupancy or use of a portion or portions of the Work shall not constitute acceptance of Work not complying with the requirements of the Contract Documents.

§ 9.9.4 The occupancy of any portion of the Work shall not constitute acceptance of any Work, except as hereinafter stated, nor does it waive the Owner's right to Liquidated Damages. Final Acceptance of the Work shall be for the whole Work only and not part.

§ 9.9.5 Occupancy by the Owner shall not be deemed to constitute a waiver of existing claims on behalf of the Owner or Contractor against each other.

§ 9.10 FINAL COMPLETION AND FINAL PAYMENT

§ 9.10.1 Upon completion of the Work, the Contractor shall forward to the Engineer, or his designee a written notice that the Work is ready for final inspection and acceptance and shall also forward to the Engineer, or his designee a final Contractor's Application for Payment. The Engineer, or his designee will promptly make such inspection. When the Engineer, or his designee finds the Work acceptable under the Contract Documents and the Contract fully performed, the Engineer, or his designee will promptly issue a final Certificate for Payment stating that to the best of their knowledge, information and belief, and on the basis of their observations and inspections, the Work has been completed in accordance with terms and conditions of the Contract Documents and that the entire balance found to be due the Contractor and noted in the final Certificate is due and payable. The Engineer, or his designee's final Certificate for Payment will constitute a further representation that conditions listed in Section 9.10.2 as precedent to the Contractor's being entitled to final payment have been fulfilled.

§ 9.10.2 Neither final payment nor any remaining retained percentage shall become due until the Contractor complies with all requirements set forth in Section 6 of the Standard Form of Agreement between Owner and Contractor and the Contractor submits to the Engineer, or his designee (1) an affidavit that payrolls, bills for materials and equipment, and other indebtedness connected with the Work for which the Owner or the Owner's property might be responsible or encumbered (less amounts withheld by Owner) have been paid or otherwise satisfied, (2) a certificate evidencing that insurance required by the Contract Documents to remain in force after final payment is currently in effect and will not be canceled or allowed to expire until at least 30 days' prior written notice has been given to the Owner, (3) a written statement that the Contractor knows of no substantial reason that the insurance will not be renewable to cover the period required by the Contract Documents, (4) consent of surety, if any, to final payment and (5), if required by the Owner, other data establishing payment or satisfaction of obligations, such as receipts, releases and waivers of liens, claims, security interests or encumbrances arising out of the Contract, to the extent and in such form as may be designated by the Owner. If a Subcontractor refuses to furnish a release or waiver required by the Owner, the Contractor may furnish a bond satisfactory to the Owner to indemnify the Owner against such lien. If such lien remains unsatisfied after payments are made, the Contractor shall refund to the Owner all money that the Owner may be compelled to pay in discharging such lien, including all costs and reasonable attorneys' fees.

§ 9.10.3 Intentionally omitted

§ 9.10.4 Acceptance of final payment by the Contractor, a Subcontractor or material supplier shall constitute a waiver of claims by that payee

ARTICLE 10 PROTECTION OF PERSONS AND PROPERTY

§ 10.1 SAFETY PRECAUTIONS AND PROGRAMS

The Contractor shall be responsible for initiating, maintaining and supervising all safety precautions and programs in connection with the performance of the Contract. The Contractor shall submit the Contractor's safety program to the Engineer, or his designee for review and coordination with the safety programs of other Contractors.

§ 10.2 SAFETY OF PERSONS AND PROPERTY

§ 10.2.1 The Contractor shall take reasonable precautions for safety of, and shall provide reasonable protection to prevent damage, injury or loss to

- .1 employees on the Work and other persons who may be affected thereby;
- .2 the Work and materials and equipment to be incorporated therein, whether in storage on or off the site, under care, custody or control of the Contractor or the Contractor's Subcontractors or Sub-subcontractors; and
- .3 other property at the site or adjacent thereto, such as trees, shrubs, lawns, walks, pavements, roadways, structures and utilities not designated for removal, relocation or replacement in the course of construction.
- .4 Construction or operations by the Owner or other Contractors.

§ 10.2.2 The Contractor shall comply with and give notices required by applicable laws, statutes, ordinances, codes, rules and regulations, and lawful orders of public authorities bearing on safety of persons or property or their protection from damage, injury or loss.

§ 10.2.3 The Contractor shall erect and maintain, as required by existing conditions and performance of the Contract, reasonable safeguards for safety and protection, including posting danger signs and other warnings against hazards, promulgating safety regulations and notifying Owners and users of adjacent sites and utilities.

§ 10.2.4 When use or storage of explosives or other hazardous materials or equipment or unusual methods are necessary for execution of the Work, the Contractor shall exercise utmost care and carry on such activities under supervision of properly qualified personnel.

§ 10.2.5 The Contractor shall promptly remedy damage and loss (other than damage or loss insured under property insurance required by the Contract Documents) to property referred to in Sections 10.2.1.2, 10.2.1.3 and 10.2.1.4 caused in whole or in part by the Contractor, a Subcontractor, a Sub-subcontractor, or anyone directly or indirectly employed by any of them, or by anyone for whose acts they may be liable and for which the Contractor is responsible under Sections 10.2.1.2, 10.2.1.3 and 10.2.1.4, except damage or loss attributable to acts or omissions of the Owner or Engineer, or his designee or anyone directly or indirectly employed by either of them, or by anyone for whose acts either of them may be liable, and not attributable to the fault or negligence of the Contractor. The foregoing obligations of the Contractor are in addition to the Contractor's obligations under Section 3.18.

§ 10.2.6 The Contractor shall designate a responsible member of the Contractor's organization at the site whose duty shall be the prevention of accidents. This person shall be the Contractor's superintendent unless otherwise designated by the Contractor in writing to the Owner and Engineer, or his designee.

§ 10.2.7 The Contractor shall not permit any part of the construction or site to be loaded so as to cause damage or create an unsafe condition.

§ 10.2.8 INJURY OR DAMAGE TO PERSON OR PROPERTY

If either party suffers injury or damage to person or property because of an act or omission of the other party, or of others for whose acts such party is legally responsible, written notice of such injury or damage, whether or not insured, shall be given to the other party within a reasonable time not exceeding 21 days after discovery. The notice shall provide sufficient detail to enable the other party to investigate the matter.

§ 10.3 HAZARDOUS MATERIALS

§ 10.3.1 The Contractor is responsible for compliance with any requirements included in the Contract Documents regarding hazardous materials. If the Contractor encounters a hazardous material or substance not addressed in the Contract Documents and if reasonable precautions will be inadequate to prevent foreseeable bodily injury or death to persons resulting from a material or substance, including but not limited to asbestos or polychlorinated biphenyl (PCB), encountered on the site by the Contractor, the Contractor shall, upon recognizing the condition, immediately stop Work in the affected area and report the condition to the Owner and Engineer, or his designee in writing.

§ 10.3.2 Upon receipt of the Contractor's written notice, the Owner shall obtain the services of a licensed laboratory to verify the presence or absence of the material or substance reported by the Contractor and, in the event such material or substance is found to be present, to cause it to be rendered harmless. Unless otherwise required by the Contract Documents, the Owner shall furnish in writing to the Contractor and Engineer, or his designee the names and qualifications of persons or entities who are to perform tests verifying the presence or absence of such material or substance or who are to perform the task of removal or safe containment of such material or substance.

§ 10.3.3 Intentionally omitted

§ 10.3.4 The Owner shall not be responsible under this Section 10.3 for materials or substances the Contractor brings to the site unless such materials or substances are required by the Contract Documents. The Owner shall be responsible for materials or substances required by the Contract Documents, except to the extent of the Contractor's fault or negligence in the use and handling of such materials or substances.

§ 10.3.5 The Contractor shall indemnify the Owner for the cost and expense the Owner incurs (1) for remediation of a material or substance the Contractor brings to the site and negligently handles, or (2) where the Contractor fails to perform its obligations under Section 10.3.1, except to the extent that the cost and expense are due to the Owner's fault or negligence.

§ 10.3.6 Intentionally omitted

§ 10.4 EMERGENCIES

In an emergency affecting safety of persons or property, the Contractor shall act, at the Contractor's discretion, to prevent threatened damage, injury or loss. Additional compensation or extension of time claimed by the Contractor on account of an emergency shall be determined as provided in Article 15 and Article 7.

ARTICLE 11 INSURANCE AND BONDS

§ 11.1 CONTRACTOR'S LIABILITY INSURANCE

§ 11.1.1 The County of Union requires all bidders to be able to comply with the following insurance requirements. In the event a bid is accepted by the County, the bidder must accept the applicable insurance requirements, as set forth below, as part of any contract, awarded to it by the County.

1. Automobile Liability Insurance in any amount of not less than \$1,000,000.00 combined single limits for Bodily Injury and Property Damage Liability. A certificate of such current insurance will be provided to the County and will reflect the provision of at least thirty (30) days notice to the County before any major cancellation or major change may be made the policy.

2. Workers Compensation Insurance insuring the obligations of the Contractor and all Subcontractors under the New Jersey Workers Compensation and Occupational Disability Laws as respects to Work performed under the Contract. Insurance will be extended to include any obligations under the United States Longshoremen's and Harbor Workers Act or any maritime act, when applicable.

3. General Liability Insurance will be provided on a Comprehensive General Liability form with a combined single limit of \$3,000,000.00 per occurrence for Bodily Injury Liability and Property Damage Liability and will include the interest of the County with respect to Work emanating from the Contract with the County. The insurance will include the following:

- a) Personal Injury Liability
- b) Blanket Contractual Liability applies to assumption of liability under any written Contract
- c) Coverage for A, X, C, U exposures, relating to excavation, blasting underground damage
- d) Broad Form Property Damage Liability
- e) Products and/or Completed Operations Liability

A Certificate of Insurance will be filed with the County prior to commencement of any Work. This certificate will contain a provision that insurance afforded under the policies will not be canceled without at least (30) days prior written notice being given to the County.

.1

§ 11.1.2 The insurance required by Section 11.1.1 shall remain in effect for the duration of the project, i.e., from beginning of construction until final payment and closeout.

§ 11.1.3 All insurance required by Section 11.1.1 shall be issued by insurance companies authorized to do business in the State of New Jersey and rated as "A" or better as determined by A.M. Best Company.

§ 11.1.4 The Contractor waives all rights against the Owner for damages caused by fire or other perils to the extent covered by insurance provided under this Article. Any deductibles, co-insurance, or contribution to the loss will be borne solely by the Contractor.

§ 11.1.5 A certificate of insurance evidencing the coverages required by Section 11.1.1 shall be submitted to the Owner's attorney for approval and transmittal to the Owner and Engineer, or his designee prior to the commencement of the Work. The certificate must be submitted on the ACORD form Certificate of Insurance. These certificates and the insurance policies required by this Section 11.1 shall contain a provision that coverages afforded under the policies will not be canceled or allowed to expire until at least thirty (30) days written notice has been given to the Owner. If requested by the Owner, the Contractor shall provide complete copies of any policies of insurance required by this Contract to be obtained by the Contractor and Subcontractor(s). Information concerning any reduction of coverage shall be furnished by the Contractor with reasonable promptness in accordance with the Contractor's information and belief.

§ 11.2 PROPERTY INSURANCE

§ 11.2.1 Unless otherwise provided, the Owner shall purchase and maintain, in a company or companies lawfully authorized to do business in the jurisdiction in which the Project is located, property insurance in the amount of the initial Contract Sum as well as subsequent modifications thereto for the entire Work at the site on a replacement cost

basis without voluntary deductibles. Such property insurance shall be maintained, unless otherwise provided in the Contract Documents or otherwise agreed in writing by all persons and entities who are beneficiaries of such insurance, until final payment has been made as provided in Section 9.10 or until no person or entity other than the Owner has an insurance interest in the property required by this Section 11.2 to be covered, whichever is earlier. This insurance shall include the interest of the Owner, Contractor, Subcontractor(s), and Sub-Contractor(s) in the Work.

§ 11.2.1.1 Property insurance shall be on an "all-risk" policy form and shall be against the perils of fire and extended coverage and physical loss or damage including, without duplication of coverage, theft, vandalism, malicious mischief, collapse, falsework, temporary buildings and debris removal including demolition occasioned by enforcement of any applicable legal requirements, and shall cover reasonable compensation for Engineer, or his designee's services and expenses required as a result of such insured loss. Coverage for all other perils shall not be required unless otherwise provided in the Contract Documents.

§ 11.2.1.2 If the Owner does not intend to purchase such property insurance required by the Contract and with all of the coverages in the amount described above, the Owner shall so inform the Contractor in writing prior to commencement of the Work. The Contractor may then effect insurance which will protect the interests of the Contractor, Subcontractor(s) and Sub-subcontractor(s) in the Work. If the Contractor is damaged by the failure or neglect of the Owner to purchase or maintain insurance as described above, without so notifying the Contractor, then the Owner shall bear all reasonable costs properly attributable thereto.

§ 11.2.1.3 If the property insurance requires minimum deductibles, and such deductibles are identified in the Contract Documents, the Contractor shall pay costs not covered because of such deductibles. If the Owner or insurer increases the required minimum deductibles over the amounts so identified or if the Owner elects to purchase this insurance with voluntary deductible amounts, the Owner shall be responsible for payment of the additional costs not covered because of such increased or voluntary deductibles.

§ 11.2.1.4 Unless otherwise provided in the Contract documents, this property insurance shall cover portions of the Work stored off the site after written approval of the Owner at the value established in the approval, and also portions of the Work in transit.

§ 11.2.1.5 A loss insured under Owner's property insurance shall be adjusted by the Owner as fiduciary and made payable to the Owner as fiduciary for the insureds, as their interests may appear, subject to requirements of any applicable mortgage clause and of Section 11.3.10. The Contractor shall pay Subcontractor(s) their just shares of insurance proceeds received the Contractor, and by appropriate agreements, written where legally required for validity, shall require Subcontractor(s) to make payments to their Sub-Contractor(s) in a similar manner.

§ 11.2.2 BOILER AND MACHINERY INSURANCE

The Owner shall purchase and maintain boiler and machinery insurance required by the Contract Documents or by law, which shall specifically cover such insured objects during installation and until final acceptance by the Owner; this insurance shall include interests of the Owner, Contractor, Subcontractors and Sub-subcontractors in the Work, and the Owner and Contractor shall be named insureds. The Owner as fiduciary shall have the power to adjust and settle a loss with insurers.

§ 11.2.3 LOSS OF USE INSURANCE

The Owner, at the Owner's option, may purchase and maintain such insurance as will insure the Owner against loss of use of the Owner's property due to fire or other hazards, however caused.

§ 11.2.4 If the Contractor requests in writing that insurance for risks other than those described herein or other special causes of loss be included in the property insurance policy, the Owner shall, if possible, include such insurance, and the cost thereof shall be charged to the Contractor by appropriate Change Order.

§ 11.3 PERFORMANCE BOND, PAYMENT BOND AND MAINTENANCE BOND

§ 11.3.1 Contractor, at its sole expense, shall furnish bonds covering faithful performance of the contract and payment of obligations arising thereunder as stipulated in bidding requirements or specifically required in the Contract Documents on the date of execution of the Contract, including material and labor..

§ 11.3.2 Upon the request of any person or entity appearing to be a potential beneficiary of bonds covering payment of obligations arising under the Contract, the Contractor shall promptly furnish a copy of the bonds or shall authorize a copy to be made

§ 11.3.3 The Contractor shall file with the Owner, as a condition of final acceptance, a statement from the Surety of its Performance Bond and Payment Bond, that the Surety is satisfied that all claims for labor and material supplied under its contract have been satisfactorily settled.

§ 11.3.4 As a condition of Substantial Completion of the Work, the Contractor shall provide an acceptable Maintenance Bond in accordance with section 16, page G-9 of the Instructions to Bidders.

ARTICLE 12 UNCOVERING AND CORRECTION OF WORK

§ 12.1 UNCOVERING OF WORK

§ 12.1.1 If a portion of the Work uncovered is contrary to the Engineer, or his designee's request or to requirements specifically expressed in the Contract Documents, it must, if requested in writing by the Engineer, or his designee, be uncovered for the Engineer, or his designee's examination and be replaced at the Contractor's expense without change in the Contract Time or Contract Sum.

§ 12.1.2 If a portion of the Work has been covered that the Engineer, or his designee has not specifically requested to examine prior to its being covered, the Engineer, or his designee may request to see such Work and it shall be uncovered by the Contractor. If such Work is in accordance with the Contract Documents, costs of uncovering and replacement shall, by appropriate Change Order, be at the Owner's expense. If such Work is not in accordance with the Contract Documents, such costs and the cost of correction shall be at the Contractor's expense unless the condition was caused by the Owner or a separate Contractor in which event the Owner shall be responsible for payment of such costs.

§ 12.2 CORRECTION OF WORK

The Contractor shall promptly correct Work rejected by the Engineer, or his designee or failing to conform to the requirements of the Contract Documents, whether discovered before or after Substantial Completion and whether or not fabricated, installed or completed. Costs of correcting such rejected Work, including additional testing and inspections, the cost of uncovering and replacement, and compensation for the Engineer, or his designee's services and expenses made necessary thereby, shall be at the Contractor's expense.

§ 12.2.2.1 In addition to the Contractor's obligations under Section 3.5, if, within one year after the date of Substantial Completion of the Work or designated portion thereof or after the date for commencement of warranties established under Section 9.9.1, or by terms of an applicable special warranty required by the Contract Documents any of the Work is found to be not in accordance with the requirements of the Contract Documents, the Contractor shall correct it promptly after receipt of written notice from the Owner to do so unless the Owner has previously given the Contractor a written acceptance of such condition. The Owner shall give such notice promptly after discovery of the condition. The Contractor shall give such notice promptly after discovery of the non-conforming work. If the Contractor fails to correct nonconforming Work within a reasonable time during that period after the receipt of notice from the Owner or Engineer, or his designee, the Owner may correct it in accordance with Section 2.4. This obligation under Section 12.2.2 shall survive acceptance of the Work under the Contract and termination of the Contract.

§ 12.2.2.2 The one-year period for correction of Work shall be extended with respect to portions of Work first performed after Substantial Completion by the period of time between Substantial Completion and the actual completion of that portion of the Work.

§ 12.2.2.3 Intentionally omitted.

§ 12.2.3 The Contractor shall remove from the site portions of the Work that are not in accordance with the requirements of the Contract Documents and are neither corrected by the Contractor nor accepted by the Owner.

§ 12.2.4 The Contractor shall bear the cost of correcting destroyed or damaged work, whether completed or partially completed, of the Owner or separate contractors caused by the Contractor's correction or removal of Work that is not in accordance with the requirements of the Contract Documents.

§ 12.2.5 Nothing contained in this Section 12.2 shall be construed to establish a period of limitation with respect to other obligations the Contractor has under the Contract Documents. Establishment of the one-year period for correction of Work as described in Section 12.2.2 relates only to the specific obligation of the Contractor to correct the Work, and has no relationship to the time within which the obligation to comply with the Contract Documents may be sought to be enforced, nor to the time within which proceedings may be commenced to establish the Contractor's liability with respect to the Contractor's obligations other than specifically to correct the Work, nor to any deficient Work discovered after the one-year period that could not have readily been discovered.

§ 12.3 ACCEPTANCE OF NONCONFORMING WORK

If the Owner prefers to accept Work, that is not in accordance with the requirements of the Contract Documents, the Owner may do so instead of requiring its removal and correction, in which case the Contract Sum will be reduced as appropriate and equitable. Such adjustment shall be effected whether or not final payment has been made. However, there shall be no implied or expressed acceptance of Work not in compliance with applicable law. The amount of said reduction will be within the exclusive determination of the Owner as its representative.

ARTICLE 13 MISCELLANEOUS PROVISIONS

§ 13.1 GOVERNING LAW

§ 13.1.1 The Contract shall be governed by the laws of the State of New Jersey.

§ 13.1.2 Nothing in the Contract Documents shall be construed to permit deviation from the governing law.

§ 13.1.3 In accordance with N.J.S.A. 40A:11-18, American manufactured products or materials shall be used in the Work, wherever possible.

13.1.4 RATE OF WAGES

Where the Project is not subject to a Project Labor Agreement, wage notes shall be paid pursuant to the New Jersey Prevailing Wage Act, N.J.S.A. 34:11-56.25 et seq, the Contractor and Subcontractor are required to do the following:

§ 13.1.4.1 Pay to all workmen engaged in the performance of services, directly upon a public work, the prevailing rate of wages, which shall be those in effect for the Project site(s) on the Contract Date and such rates shall remain in effect for (2) years, unless superseded by a subsequent determination.

§ 13.1.4.2 Before final payment, furnish Owner with an affidavit stating that all workmen have been paid the prevailing rate of wages specified in the contract.

§ 13.1.4.3 Keep an accurate record showing the name, craft, or trade and actual hourly rate of wages paid to each workman employed by it in connection with any public work. Records shall be preserved for two (2) years from date of payment.

§ 13.1.4.4 Post the prevailing wage rated for each craft and classification involved as determined by the Commissioner of Labor and Industry, including the effective date of any changes thereof in prominent and easily accessible places at the site of the Work, and at such place or places as are used by them to pay workmen their wages.

§ 13.1.4.5 Submit the Owner, certified payroll records for each payroll period within ten (10) days of the date of the payment of wages. A certified payroll record is defined as "a payroll record that is attested by the employer or the Owner of the company doing business as the employer, or a corporate officer of such company, or an authorized agent of the employer". A copy of the certified payroll form for submission of the payroll records may be obtained by contacting the Department of Labor, Division of Workplace Standards at 609.292.2259.

§ 13.1.4.6 In the event the Owner finds that any workers employed by the Contractor or Subcontractor, covered by the said contract, have been paid a rate of wages less than the prevailing wage required to be paid by such contract, the Owner may terminate the Contractor's or Subcontractor's right to proceed with the Work, or such part of the

Work as to where there has been a failure to pay required wages, and to prosecute the Work to completion or otherwise, the Contractor and its sureties shall be liable to the Owner for any excess costs occasioned thereby,

§ 13.1.4.7 a current wage rate determination is on file at the offices of the Owner for inspection and Contractor's use.

§ 13.1.5 SAFETY AND HEALTH REGULATIONS (OSHA)

§ 13.1.5.1 The Contractor shall comply with the laws, rules, regulations and codes dealing with occupational safety and health, including, but not limited to, the latest amendments of the following:

§ 13.1.5.2 Williams – Steiger Occupational Safety and Health Act of 1970, Public Law 91-595

§ 13.1.5.3 Part 1910 – Occupational Safety and Health Standards Chapter XVII of Title 29, Code of Federal Regulations.

§ 13.1.5.4 Part 126 – Safety and Health Regulations for Construction, Chapter XVII of Title 29, Code of Federal Regulations.

§ 13.1.5.3 N.J.A.C. 8:59-5.1-5.109 requirements properly label any substances stored in containers) of the Worker and Community Right to Know Act, P.L. 1983, c.315.

§ 13.1.6 ENVIRONMENTAL REGULATIONS

§ 13.1.6.1 The Contractor shall comply with laws, rules, regulations, and codes dealing with the prevention of environmental pollution and the preservation of public natural resources, including but not limited to, the latest amendments of the following:

§ 13.1.6.2 Chapter 251, public Law of 1975 of the State of New Jersey, "soil Erosion and Sediment Control Act."

§ 13.1.7 AFFIRMATION ACTION EMPLOYMENT LAW

Contractor agrees to comply with the terms of the Mandatory Equal Employment Opportunity Language, a copy of which is annexed to the Contract Documents as Exhibit F and incorporated as if set forth herein.

§ 13.1.7.1 Contractor shall submit a copy of the Monthly Project Workforce Report, New Jersey Department of Treasury Form AA-202, to the New Jersey Department of Treasury's Division of Public Contracts Equal Employment Opportunity Compliance and to the Owner

§ 13.1.7.2 Contractor shall complete and submit to the Owner an Initial Project Workforce Report, New Jersey Department of Treasury Form AA 201, upon notification of award and no later than the execution of this Agreement. Failure to submit this completed form may result in this Agreement being terminated.

§ 13.2. SUCCESSORS AND ASSIGNS

§ 13.2.1 The Owner and Contractor respectively bind themselves, their partners, successors, assigns and legal representatives to covenants, agreements and obligations contained in the Contract Documents, neither party to the Contract shall assign the Contract as a whole without written consent of the other, unless as may be provided for elsewhere in the Contract Documents. If either party attempts to make such an assignment without such consent, that party shall nevertheless remain legally responsible for all obligations under the Contract.

§ 13.3 WRITTEN NOTICE

Written notice shall be deemed to have been duly served if delivered in person to the individual, to a member of the firm or entity, or to an officer of the corporation for which it was intended; or if delivered at or sent by registered or certified mail or by courier service providing proof of delivery to, the last business address known to the party giving notice.

§ 13.4 RIGHTS AND REMEDIES

§ 13.4.1 Duties and obligations imposed by the Contract Documents and rights and remedies available thereunder shall be in addition to and not a limitation of duties, obligations, rights and remedies otherwise imposed or available by law.

§ 13.4.2 No action or failure to act by the Owner, Engineer, or his designee or Contractor shall constitute a waiver of a right or duty afforded them under the Contract, nor shall such action or failure to act constitute approval of or acquiescence in a breach there under, except as may be specifically agreed in writing.

§ 13.5 TESTS AND INSPECTIONS

§ 13.5.1 Tests, inspections and approvals of portions of the Work shall be made as required by the Contract Documents and by applicable laws, statutes, ordinances, codes, rules and regulations or lawful orders of public authorities. Unless otherwise provided, the Contractor shall make arrangements for such tests, inspections and approvals with an independent testing laboratory or entity acceptable to the Owner, or with the appropriate public authority, and shall bear all related costs of tests, inspections and approvals. The Contractor shall give the Engineer, or his designee timely notice of when and where tests and inspections are to be made so that the Engineer, or his designee may be present for such procedures. The Owner shall bear costs of (1) tests, inspections or approvals that do not become requirements until after bids are received or negotiations concluded, and (2) tests, inspections or approvals where building codes or applicable laws or regulations prohibit the Owner from delegating their cost to the Contractor.

§ 13.5.2 If the Engineer, or his designee, Owner or public authorities having jurisdiction determine that portions of the Work require additional testing, inspection or approval not included under Section 13.5.1, the Engineer, or his designee will, upon written authorization from the Owner, instruct the Contractor to make arrangements for such additional testing, inspection or approval by an entity acceptable to the Owner, and the Contractor shall give timely notice to the Engineer, or his designee of when and where tests and inspections are to be made so that the Engineer, or his designee may be present for such procedures. Such costs, except as provided in Section 13.5.3, shall be at the Owner's expense.

§ 13.5.3 If such procedures for testing, inspection or approval under Sections 13.5.1 and 13.5.2 reveal failure of the portions of the Work to comply with requirements established by the Contract Documents, all costs made necessary by such failure including those of repeated procedures and compensation for the Engineer, or his designee's services and expenses shall be at the Contractor's expense.

§ 13.5.4 Required certificates of testing, inspection or approval shall, unless otherwise required by the Contract Documents, be secured by the Contractor and promptly delivered to the Engineer, or his designee.

§ 13.5.5 If the Engineer, or his designee is to observe tests, inspections or approvals required by the Contract Documents, the Engineer, or his designee will do so promptly and, where practicable, at the normal place of testing.

§ 13.5.6 Tests or inspections conducted pursuant to the Contract Documents shall be made promptly to avoid unreasonable delay in the Work.

§ 13.6 INTEREST

Except as required by Section 5.1.3 of the Owner Contractor Agreement and notwithstanding anything to the contrary contained in the Contract Documents and related documents, the Owner will pay no interest whatsoever for any payments due.

§ 13.7 TIME LIMITS ON CLAIMS

Intentionally deleted.

ARTICLE 14 TERMINATION OR SUSPENSION OF THE CONTRACT

§ 14.1 TERMINATION BY THE CONTRACTOR

§ 14.1.1 The Contractor may terminate the Contract if the Work is stopped for a period of 30 consecutive days through no act or fault of the Contractor or a Subcontractor, Sub-subcontractor or their agents or employees or any other persons or entities performing portions of the Work under direct or indirect contract with the Contractor, for any of the following reasons:

- .1 Issuance of an order of a court or other public authority having jurisdiction that requires all Work to be stopped;
- .2 An act of government, such as a declaration of national emergency that requires all Work to be stopped;

§ 14.1.2 Intentionally deleted

§ 14.1.3 If one of the reasons described in Section 14.1.1 exists, the Contractor may, upon thirty (30) days' written notice to the Owner and Engineer, or his designee, terminate the Contract

§ 14.1.4 Intentionally deleted.

§ 14.2 TERMINATION BY THE OWNER FOR CAUSE

§ 14.2.1 The Owner may terminate the Contract if the Contractor after Notice and an opportunity to cure.

- .1 refuses or fails to supply enough properly skilled workers or proper materials;
- .2 fails to make payment to Subcontractors for materials or labor in accordance with the respective agreements between the Contractor and the Subcontractors;
- .3 disregards laws, ordinances, rules or regulations, or orders of a public authority having jurisdiction;
- .4 fails to furnish the Owner with assurances satisfactory to the Owner, evidencing the Contractor's ability to complete the Work in compliance with all requirements of the Contract Documents;
- .5 fails after commencement of the Work, to proceed continuously with the construction and completion of the Work, for more than three (3) days, except as permitted by the Contract Documents;
- .6 disregards orders of the Owner or Engineer, or his designee;
- .7 fails to maintain the Site in a clean, safe and orderly manner;
- .8 fails to comply with a Construction Change Directive; or
- .9 otherwise is guilty of any breach of a provision of the Contract Documents.

§ 14.2.2 When any of the above reasons exist, the Owner, upon certification by the Initial Decision Maker that sufficient cause exists to justify such action, may without prejudice to any other rights or remedies of the Owner and after giving the Contractor and the Contractor's surety, if any, seven days' written notice, terminate employment of the Contractor and may, subject to any prior rights of the surety:

- .1 Exclude the Contractor from the site and take possession of all materials, equipment, tools, and construction equipment and machinery thereon owned by the Contractor;
- .2 Accept assignment of subcontracts pursuant to Section 5.4; and
- .3 Finish the Work by whatever reasonable method the Owner may deem expedient. And charge the costs incurred against the Contractor's Contract balance

§ 14.2.3 When the Owner terminates the Contract for one of the reasons stated in Section 14.2.1, the Contractor shall not be entitled to receive further payment until the Work is finished. The Engineer, or his designee's certification issued pursuant to Section 14.2.2 shall be given a presumption of correctness.

§ 14.2.4 If the unpaid balance of the Contract Sum exceeds costs of finishing the Work, including compensation for the Engineer, or his designee's services and expenses made necessary thereby, and other damages incurred by the Owner and not expressly waived, such excess shall be paid to the Contractor. If such costs and damages exceed the unpaid balance, the Contractor shall pay the difference to the Owner. The amount to be paid to the Contractor or Owner, as the case may be, shall be certified by the Engineer, or his designee, upon application, and this obligation for payment shall survive termination of the Contract.

§ 14.3 SUSPENSION BY THE OWNER FOR CONVENIENCE

§ 14.3.1 The Owner may, without cause, order the Contractor in writing to suspend, delay or interrupt the Work in whole or in part for such period of time as the Owner may determine.

§ 14.3.2 Intentionally deleted.

§ 14.4 TERMINATION BY THE OWNER FOR CONVENIENCE

§ 14.4.1 The Owner may, at any time, terminate the Contract for the Owner's convenience and without cause.

§ 14.4.2 Upon receipt of written notice from the Owner of such termination for the Owner's convenience, the Contractor shall

- .1 cease operations as directed by the Owner in the notice;

- 2 take actions necessary, or that the Owner may direct, for the protection and preservation of the Work; and
- 3 except for Work directed to be performed prior to the effective date of termination stated in the notice, terminate all existing subcontracts and purchase orders and enter into no further subcontracts and purchase orders.

§ 14.4.3 In case of such termination for the Owner's convenience, the Contractor shall be entitled to receive payment for Work executed, and costs incurred by reason of such termination, along with reasonable overhead and profit on the Work not executed.

ARTICLE 15 CLAIMS AND DISPUTES

§ 15.1 CLAIMS

§ 15.1.1 DEFINITION

A Claim is a demand or assertion by one of the parties seeking adjustment or interpretation of Contract terms, payment of money, extension of time, or other relief with respect to the terms of the Contract. Any Contractor Claim seeking the payment of money shall not include consequential damages, which Contractor hereby waives, and shall be calculated in accordance with Section 7.3.6 and Section 7.3.10 hereof.

§ 15.1.2 DECISION OF ENGINEER, OR HIS DESIGNEE

Owner and Contractor agree that the Engineer, or his designee shall be the initial arbiter of all Claims, including those alleging error or omission by the Engineer, or his designee. All claims, shall be referred, initially to the Engineer, or his designee for action as provided in Article 4 and shall be required as a condition precedent to litigation of a Claim between the Contractor and Owner to all such matters arising prior to the date final payment is due, regardless of: (1) whether such matters relate to execution and progress of the Work; or (2) the extent to which the work has been completed. The decision by the Engineer, or his designee in response to a Claim shall not be a condition precedent to litigation in the event: (1) the position of the Engineer, or his designee is vacant; (2) the Engineer, or his designee has not received evidence or has failed to render a decision within agreed time limits; (3) the Engineer, or his designee has failed to take action required under Article 4 within thirty (30) days after the Claim is made; (4) forty-five (45) days have passed after the Claim has been referred to the Engineer, or his designee; or, (5) the claim relates to a mechanic's lien.

§ 15.1.3 TIME LIMITS ON CLAIMS

Claims must be within twenty one (21) calendar days after the occurrence of the event giving rise to the Claim or within twenty-one (21) calendar days after the claimant first becomes aware of the condition giving rise to the Claim, whichever is later. There shall be no time limitation upon any Claims made by the Owner. Claims must be made by written notice to the Engineer, or his designee. An additional Claim made after the initial Claim has been implemented by Change Order will not be considered unless submitted pursuant to the requirements of this Paragraph. Notice shall be deemed effective upon the Engineer, or his designee's receipt of the Notice.

§ 15.1.4 CONTINUING CONTRACT PERFORMANCE

Pending final resolution of a Claim, unless otherwise agreed in writing, the Contractor shall proceed diligently with performance of the Contract and the Owner shall continue to make payments to the extent required by the Contract Documents.

§ 15.1.5 CLAIMS FOR CONCEALED OR UNKNOWN CONDITIONS

If conditions are encountered at the Site which are: (1) subsurface or otherwise concealed physical conditions which differ materially from those indicated in the Contract Documents; or (2) unknown physical conditions of an unusual nature, which differ materially from those ordinarily found to exist and generally recognized as inherent in construction activities of the character provided for the Contract Documents, the Owner and Contractor mutually agree to give written notice to each other; including the Engineer, or his designee and any affected Contractor or subcontractor, upon the observation of the condition within twenty-four (24) hours of first observation of the condition. The Engineer, or his designee will investigate such conditions within seventy-two (72) hours and will diligently process and render a recommendation within twenty-one (21) days unless otherwise agreed in writing. If the Engineer, or his designee determines that the condition at the site are not materially different from those indicated in the Contract Documents and that no change in the terms of the Contract is justified the Engineer, or his designee shall so notify the Owner and Contractor in writing, stating the reasons. Claims by either party in

opposition to such determination must be made within seven (7) days after the Engineer, or his designee has given notice of the decision.

§ 15.1.6 CLAIMS FOR ADDITIONAL COST

If the Contractor wishes to make a Claim for an increase in the Contract Sum written notice as provided herein shall be given before proceeding to execute the Work. All documentation in support of the Contractor's request shall, likewise be provided at the time said written request is made. Prior notice is not required for Claims relating to an emergency endangering life or property arising under Section 10.3 or elsewhere in the Contract Documents.

§ 15.2 CLAIMS FOR ADDITIONAL TIME

§ 15.2.1 If the Contractor wishes to make a Claim for an increase in the Contract Time, written notice as provided herein shall be given. The Contractor's Claim shall include an estimate of cost and of probable effect of delay on progress of the Work, , all documentation in support of the Contractor's request shall, likewise be provided at the time said written request is made. In the case of a continuing delay, only one Claim is necessary.

§ 15.2.2 If adverse weather conditions are the basis for a Claim for additional time, such Claim shall be documented by data substantiating that weather conditions were abnormal for the period of time, could not have been reasonably anticipated and had an adverse effect on the scheduled construction. The term "abnormal" as used here shall be construed according to the following formula: average rainfall (or snow, low temperature, etc) for the past five (5) years for the month in question, plus ten percent (10%). Accordingly, weather is not deemed to be abnormal unless it is ten percent (10%) worse than the average for the month over the past five (5) years. Claims relating to weather must be submitted within seven (7) calendar days of the occurrence of any such delays.

§ 15.3 CLAIMS FOR INJURY OR DAMAGE TO PERSON OR PROPERTY. If either Party to the Contract suffers injury or damage to person or property because of an act or omission of the other party, of any of the other party's employees or agents, or of others for whose acts such party is legally liable, written notice of such injury or damage, whether or not insured, shall be given to the other party, including the Engineer, or his designee , within a reasonable time not exceeding twenty-one (21) days after first occurrence, unless another time period is required by law. The notice shall provide sufficient detail to enable the other party to investigate the matter. If a Claim for additional cost or time related to this Claim is to be asserted, it shall be filed as provided for in Article 15.

§ 15.3.2 The Owner is not required to institute a claim under this section in order to terminate this Agreement.

§ 15.4 RESOLUTION OF CLAIMS AND DISPUTES

The Engineer, or his designee will review Claims and take one or more of the following preliminary actions with ten (10) days of receipt of a Claim: (1) request additional supporting data from the claimant; (2) reject the Claim in who or in part, stating reasons for rejection ; (3) recommend approval of the Claim by other party; or (4) suggest a compromise.

§ 15.4.2 If a Claim has been resolved, the Engineer, or his designee will prepare or obtain appropriate documentation in consultation with Owner's counsel as circumstances dictate.

§ 15.4.3 If a Claim has not been resolved after consideration of the foregoing and of further evidence presented by the parties or requested by the Engineer, or his designee , the Engineer, or his designee will notify the parties in writing that the Engineer, or his designee 's decision will be made within seven (7) days, which decision shall be final. Upon expiration of such time period, the Engineer, or his designee will render to the parties the Engineer, or his designee 's written decision relative to the Claim, including any change in the Contract Sum or Contract Time or both.

§ 15.5. CLAIMS FORUM

Unless otherwise required by Section 5.1.3 of the Standard Form of Agreement between the Owner and Contractor, claims, disputes, or other matters in question between the parties to this Contract arising out of or relating to the Project or to this Contract, or the alleges breach thereof, shall be subject in the first instance to mediation and failing that, there in, a Court of competent jurisdiction venued in Union County, New Jersey. The Owner may not be compelled to submit any dispute concerning the Project to arbitration. By accepting award of the Contract and executing the Agreement, the Contractor consents to its joinder as a party in any litigation, mediation, arbitration or any other legal proceeding involving the Project and any references in the Contract documents.

§ 16.1 INTERPRETATIONS IN WRITING

§ 16.1.1 Neither the price bid for the work of any Contract, nor the Contract Sum, shall be based in any manner upon oral opinions, or real or alleged instructions of an oral nature, regardless if whether such opinions or instructions are expressed by the Owner, the Engineer, or his designee or its Consultants, the Contractor, or agents or representative of any of them and no such oral communication shall form the basis of a Claim.

§ 16.1.2 These provisions do not intend to deny, on an oral basis, normal discussion, recommendations, explanations, suggestions, approvals, rejections, and similar activity in pursuit of the work of the Project, such as at job conferences and otherwise at the Site. In such instances, the written minutes, correspondence, shop drawing records, written field orders, and other written data shall govern over personal claims regarding statements made contrary to the written data.

§ 17.1 JOB SITE MEETINGS

§ 17.1.1 Job site meetings, when called by the Engineer, or his designee, shall be held at a location and time convenient to the Owner's representatives, the Engineer, or his designee, and Contractor(s). Each Contractor shall attend such meeting, or be represented by a person in authority who is thoroughly familiar with the Project and who can speak and make decisions for the Contractor. In the instance of a Single Overall Contract, each of the major Subcontractors-Structural Steel, and ornamental iron work, plumbing, gas fitting and all kindered work and steam power plants, steam, and hot water heating and ventilating apparatus and Electrical-shall have a person in authority who is thoroughly familiar with the Project attend the meetings.

**§ 18.1 MANDATORY LAW AGAINST DISCRIMINATION LANGUAGE
PROCUREMENT, PROFESSIONAL AND SERVICE CONTRACTS
(N.J.A.C. 13:6-1.3)**

§ 18.1.1 The parties of this contract do hereby agree that the provision of N.J.S.A. 10:2-1 through N.J.S.A. 10:2-4 dealing with discrimination in employment on public contracts, and the rules and regulations promulgated pursuant thereto, are hereby made a part of this contract and are binding upon them.

§ 18.1.1 Pursuant to the provision of N.J.S.A. 10:2-1 through N.J.S.A. 10:2-4, during the performance of this contract, the Contractor agrees as follows:

§ 18.2.1.1 In the hiring of persons for the performance of work under this contract or any subcontract hereunder, or for the procurement, manufacture, assembling or furnishing of any such materials, equipment, supplies or services to be acquired under this contract, no Contractor, including without limitation, the Contractor, nor any person acting on behalf of such Contractor or subcontractor, shall by reason of race, creed, color national origin, ancestry, Marital status, gender identity or expression, affectional or sexual orientation, or sex, discriminate against any person who is qualified and available to perform the Work, to which the employment relates;

§ 18.2.1.2 No Contractor, including, without limitation, the Contractor, Subcontractor, nor any person acting on its behalf shall, in any manner, discriminate against or intimidate any employee engaged in the performance of work under this Contract or any subcontract hereunder, or engaged in the procurement, manufacture, assembling or furnishing of any such materials, equipment, supplies or services to be acquired under such Contract, on account of race, creed, color, national origin, ancestry, marital status, gender identity or expression, affectional or sexual orientation, or sex;

§ 18.2.1.3 There may be deducted from the amount payable to the Contractor by the Owner, under the Contract, a penalty of \$50.00 (fifty dollars) for each person for each calendar day during which such person is discriminated against or intimidated in violation of the provisions of the Contract; and

§ 18.2.1.4 This contract may be canceled or terminated by the Owner, and all the money due or to become due hereunder may be forfeited, for any violation of this section of the Contract occurring after notice to the Contractor from the contracting public agency or any prior violation of this section of the Contract.

§ 19.1 CONTRACTOR AND SUBCONTRACTOR COLLECTION OF USE TAX TO LOCAL GOVERNMENTS

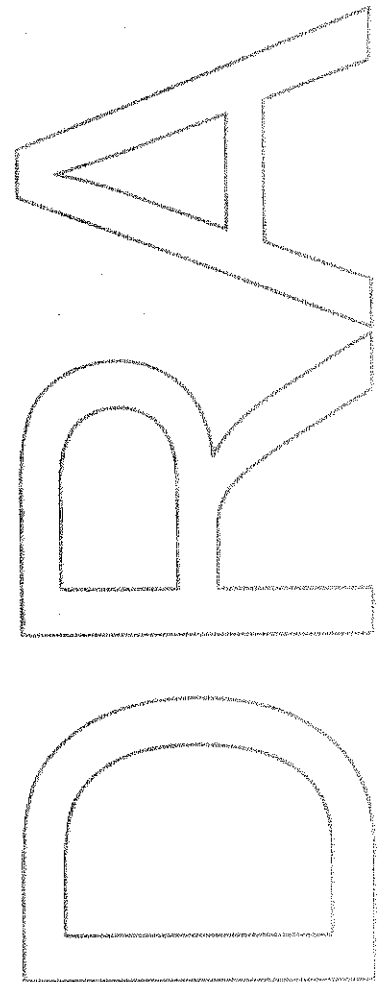
§ 19.1.1 The Contractor acknowledges and agrees that pursuant to P.L. 2004, c. 57, enacted by the State of New Jersey on June 29, 2004, contractors or contractors with subcontractors, or their affiliates, who enter into contracts

with New Jersey local government entities, including without limitation, boards of education, are, effective as of September 1, 2004, required to collect and remit to the New Jersey Director of Taxation in the Department of the Treasury the use tax pursuant to the "sales and Use Tax Act," P.L. 1966, c. 30 (C.54:32B-1 et. seq.) on all their sales of tangible personal property delivered into the State of New Jersey (hereinafter referred to as the "Contractor Use Tax Collection Legislation").

§ 19.2.1 The Contractor hereby covenants and agrees that the Contractor, any subcontractor and each of their affiliates, shall collect and remit to the New Jersey Director of the Division of Taxation in the Department of Treasury, the use tax due pursuant to the "Sales and Use Tax Act," P.L. 1966, c. 30 (C.54:32B-1 et. seq.) on all their sales of tangible personal property delivered into the State of New Jersey. For purposes herein, "affiliate" shall mean any entity that : (a) directly, indirectly or constructively controls another entity; (b) is directly, indirectly, or constructively controlled by another entity; or (c) is subject to the control of a common entity. For purposes of the immediately preceding sentence, an entity controls another entity if it owns, directly or indirectly, more than fifty percent (50%) of the Ownership interest in that entity.

§ 19.3.1 The parties intend that this Article 19 shall comply with the rules and regulations promulgated pursuant to the Contractor Use Tax Collection Legislation and shall be interpreted consistent therewith.

§ 19.4 Notwithstanding anything contained in the Agreement to the contrary, the Contractor hereby agrees to indemnify and hold the Owner harmless from and against any and all fines, taxes, penalties, interest, claims, losses. Costs, expenses, liabilities, or damages arising out of or in connection with the Contractor's failure to comply with the terms and condition of Sections 19.1 and 19.2 to the fullest extent permitted by law and public policy.





STATE OF NEW JERSEY
Department of Labor and Workforce Development
Division of Wage and Hour Compliance - Public Contracts Section
PO Box 389
Trenton, NJ 08625-0389

PREVAILING WAGE RATE DETERMINATION

The New Jersey Prevailing Wage Act (N.J.S.A. 34:11-56.25 et seq.) requires that the Department of Labor and Workforce Development establish and enforce a prevailing wage level for workers engaged in public works in order to safeguard their efficiency and general well being and to protect them as well as their employers from the effects of serious and unfair competition.

Prevailing wage rates are wage and fringe benefit rates based on the collective bargaining agreements established for a particular craft or trade in the locality in which the public work is performed. In New Jersey, these rates vary by county and by the type of work performed.

Applicable prevailing wage rates are those wages and fringe benefits in effect on the date the contract is awarded. All pre-determined rate increases listed at the time the contract is awarded must also be paid, beginning on the dates specified. Rates that have expired will remain in effect until new rates are posted.

Prevailing Wage Rate

The prevailing wage rate for each craft will list the effective date of the rate and the following information:

W = Wage Rate per Hour **B** = Fringe Benefit Rate per Hour* **T** = Total Rate per Hour

* Fringe benefits are an integral part of the prevailing wage rate. Employers not providing such benefits must pay the fringe benefit amount directly to the employee each payday. Employers providing benefits worth less than the fringe benefit amount must pay the balance directly to the employee each payday.

Unless otherwise stated in the Prevailing Wage Rate Determination, the fringe benefit rate for overtime hours remains at the straight time rate.

When the Overtime Notes in the Prevailing Wage Rate Determination state that the overtime rates are "inclusive of benefits," the benefit rate is increased by the same factor as the wage rate (i.e. multiplied by 1.5 for time and one-half, multiplied by 2 for double time, etc.).

Apprentice Rate Schedule

An "apprentice" is an individual who is registered with the United States Department of Labor - Office of Apprenticeship and enrolled in a certified apprenticeship program during the period in which they are working on the public works project.

The apprentice wage rate is a percentage of the journeyman wage rate, unless otherwise indicated. The apprentice benefit rate is the full journeyman benefit rate, unless otherwise indicated.

If there is no apprentice rate schedule listed, the individual must be paid at least the journeyman rate even if that individual is in a certified apprentice program for that trade.

If there is no ratio of apprentices to journeymen listed for a particular craft, then the ratio shall be one (1) apprentice to every four (4) journeymen.

Comments/Notes

For each craft listed there will be comments/notes that cover the definition of the regular workday, shift differentials, overtime, recognized holidays, and any other relevant information.

Public Works Contractor Registration

The Public Works Contractor Registration Act (N.J.S.A. 34:11-56.48, et seq.) requires that **all** contractors, subcontractors, or lower tier subcontractors who are working on or who bid on public works projects register with the Department of Labor and Workforce Development. Applications are available at www.nj.gov/labor (click on Wage & Hour and then go to Registration & Permits).

Pursuant to N.J.S.A. 34:11-56.51:

No contractor shall bid on any contract for public work as defined in section 2 of P.L.1963, c. 150 (C.34:11-56.26) unless the contractor is registered pursuant to this act. No contractor shall list a subcontractor in a bid proposal for the contract unless the subcontractor is registered pursuant to P.L.1999, c.238 (C.34:11-56.48 et seq.) at the time the bid is made. No contractor or subcontractor, including a subcontractor not listed in the bid proposal, shall engage in the performance of any public work subject to the contract, unless the contractor or subcontractor is registered pursuant to that act.

Snow Plowing

Snow plowing contracts are not subject to the New Jersey Prevailing Wage Act or the Public Works Contractor Registration Act.

**NEW JERSEY DEPARTMENT OF LABOR AND WORKFORCE DEVELOPMENT
PREVAILING WAGE RATE DETERMINATION**

County - UNION

Craft: Air Conditioning & Refrigeration - Service and Repair

PREVAILING WAGE RATE

	03/01/17
Journeyman (Mechanic)	W37.48 B22.91 T60.39

Craft: Air Conditioning & Refrigeration - Service and Repair

APPRENTICE RATE SCHEDULE

INTERVAL	PERIOD AND RATES									
	Mo. 1-3	Mo. 4-12	2nd Year	3rd Year	4th Year	5th Year		Wage = %	of Jnymn	Wage
As Shown										
Wage and Bene	50%	55%	60%	65%	75%	85%		Bene = %	of Jnymn	Bene

Ratio of Apprentices to Journeymen - 1:4

APPRENTICE RATE SCHEDULE FOR THOSE APPRENTICES ENTERING PROGRAM AFTER 3-1-13:

INTERVAL	PERIOD AND RATES							
As Shown	1st Year	2nd Year	3rd Year	4th Year	5th Year		Wage =% of Jnymn Wage	
Wage and Benefit	40%	50%	60%	70%	80%		Bene. =% of Jnymn Wage	

Craft: Air Conditioning & Refrigeration - Service and Repair

COMMENTS/NOTES

THESE RATES MAY BE USED FOR THE FOLLOWING:

- Service/Repair/Maintenance Work to EXISTING facilities.
- Replacement or Installation of air conditioning and refrigeration equipment when the combined tonnage does not exceed 15 tons for refrigeration, or 25 tons for air conditioning.
- Replacement or Installation of "packaged" or "unitary" rooftop-type units when the combined tonnage of the units does not exceed 75 tons.

NOTE: These rates may NOT be used for any work in new construction (including work on new additions).

The regular workday shall consist of 8 hours, starting between 6:00 AM and 10:00 AM, Monday through Friday.

SHIFT DIFFERENTIALS:

- The second and third shifts shall be paid an additional 15% of the hourly rate.
- All shifts must run for a minimum of 5 consecutive days.

OVERTIME:

Hours worked in excess of 8 per day or before or after the regular workday, that are not shift work, and all hours on Saturday shall be paid at time and one-half the hourly rate, inclusive of benefits. All hours on Sunday and holidays shall be paid at double the hourly rate, inclusive of benefits.

RECOGNIZED HOLIDAYS: New Year's Day, Presidents' Day, Memorial Day, July 4th, Labor Day, Veterans' Day, Thanksgiving Day, Christmas Day.

**NEW JERSEY DEPARTMENT OF LABOR AND WORKFORCE DEVELOPMENT
PREVAILING WAGE RATE DETERMINATION**

County - UNION

Craft: Boilermaker PREVAILING WAGE RATE

	01/01/17
Foreman	W48.70 B41.32 T90.02
General Foreman	W50.70 B42.30 T93.00
Journeyman	W43.70 B39.72 T83.42

Craft: Boilermaker APPRENTICE RATE SCHEDULE

INTERVAL	PERIOD AND RATES									
	65%	70%	75%	80%	85%	90%	95%			
1000 Hours										
Benefit =	33.58	34.50	35.38	36.24	37.12	37.49	38.85			

Ratio of Apprentices to Journeymen - *

* 1 apprentice will be allowed for the first 5 journeymen, 1 apprentice for the next 10 journeymen and 1 apprentice for each succeeding 20 journeymen up to a maximum of 5 apprentices per contractor on any one job.

Craft: Boilermaker COMMENTS/NOTES

HIGH WORK: All apprentices working on the erection, repair, or dismantling of smoke stacks, standpipes, or water towers shall be paid the Journeyman rate.

The regular workday shall consist of 8 hours, between 8:00 AM and 4:30 PM.

SHIFT DIFFERENTIALS:

- The second shift shall work 7½ hours and receive 8 hours pay, at a rate equal to the regular hourly rate plus 10%.
- The third shift shall work 7 hours and receive 8 hours pay, at a rate equal to the regular hourly rate plus 20%.
- For "Municipal Water Works" projects only, the following shall apply: Two, four day, 10 hour shifts may be worked at straight time Monday through Thursday. The day shift shall work four days, at 10 hours, for 10 hours pay. The second shift shall work four days, at nine and a half hours, for 10 hours pay, plus 10% the hourly rate for new work and .25 cents on repair work. Friday may be used as a make-up day at straight time, due to weather conditions, holiday or any other circumstances beyond the employer's control.

OVERTIME:

- Hours in excess of 8 per day, Monday through Friday, and all hours on Saturdays shall be paid at time and one-half the hourly rate. All hours on Sundays and holidays (except Labor Day) shall be paid at double the hourly rate. All hours on Labor Day shall be paid at four times the hourly rate.
- If any other craft employed by the same contractor, or a subcontractor thereof, receives double time in lieu of time and one-half, then the Boilermaker shall receive double time in lieu of time and one-half.
- For "Municipal Water Works" projects only, the following shall apply: Four 10 hour days may be worked Monday through Thursday at straight time. Friday may be used as a make-up day for a day lost to inclement weather, holiday or other conditions beyond the control of the employer. Overtime shall be paid for any hours that exceed 10 hours per day or 40 hours per week.

**NEW JERSEY DEPARTMENT OF LABOR AND WORKFORCE DEVELOPMENT
PREVAILING WAGE RATE DETERMINATION**

County - UNION

RECOGNIZED HOLIDAYS: New Year's Day, Washington's Birthday, Memorial Day, July 4th, Labor Day, Presidential Election Day, Veterans' Day, Thanksgiving Day, Christmas Day. Sunday holidays observed the following Monday.

**NEW JERSEY DEPARTMENT OF LABOR AND WORKFORCE DEVELOPMENT
PREVAILING WAGE RATE DETERMINATION**

County - UNION

Craft: Boilermaker - Minor Repairs

PREVAILING WAGE RATE

	01/01/17
Foreman	W32.54 B16.17 T48.71
General Foreman	W33.04 B16.17 T49.21
Mechanic	W31.04 B16.17 T47.21

Craft: Boilermaker - Minor Repairs

COMMENTS/NOTES

NOTE: These rates apply to MINOR REPAIR WORK ONLY (repair work in the field for which the contract amount does not exceed \$125,000.00).

OVERTIME:

Hours in excess of 8 per day, Monday through Friday, and all hours on Saturdays shall be paid at time and one-half the hourly rate. All hours on Sundays and holidays (except Labor Day) shall be paid at double the hourly rate. All hours on Labor Day shall be paid at four times the hourly rate.

RECOGNIZED HOLIDAYS: New Year's Day, Washington's Birthday, Good Friday, Memorial Day, July 4th, Labor Day, Presidential Election Day, Thanksgiving Day, day after Thanksgiving, Christmas Day. Saturday holidays observed the preceding Friday, Sunday holidays observed the following Monday.

**NEW JERSEY DEPARTMENT OF LABOR AND WORKFORCE DEVELOPMENT
PREVAILING WAGE RATE DETERMINATION**

County - UNION

Craft: Bricklayer, Stone Mason

PREVAILING WAGE RATE

	05/01/17	05/01/18
Deputy Foreman	W44.10 B31.94 T76.04	W0.00 B0.00 T78.23
Foreman	W47.10 B31.94 T79.04	W0.00 B0.00 T81.23
Journeyman	W41.10 B31.94 T73.04	W0.00 B0.00 T75.23

Craft: Bricklayer, Stone Mason

APPRENTICE RATE SCHEDULE

INTERVAL	PERIOD AND RATES									
	40%	50%	55%	60%	65%	70%	75%	80%		
6 Months										
Benefits	3.72	4.65	5.12	5.58	20.48	21.83	23.18	24.52		

Ratio of Apprentices to Journeymen - 1:5

Craft: Bricklayer, Stone Mason

COMMENTS/NOTES

APPRENTICE RATE SCHEDULE AS OF 5-1-17:

INTERVAL	PERIOD AND RATES							
6 Months	40%	50%	55%	60%	65%	70%	75%	80%
Benefits	3.80	4.75	5.23	5.70	21.16	22.55	23.95	25.33

The regular workday shall consist of 8 hours, between 6:00 AM and 4:30 PM.

SHIFT DIFFERENTIALS:

- When a 2 shift schedule (including a day shift) is established, the first, or day shift, shall be established on an 8 hour basis. The second shift shall be established on an 8 hour basis, and receive the regular rate plus 10%, inclusive of benefits.
- When a three shift schedule is established, the first shift shall be established on an 8 hour basis, the second shift on a 7.5 hour basis, and the third shift on a 7 hour basis. The first shift shall receive the regular hourly rate, the second shift shall receive the regular rate plus 10%, inclusive of benefits, and the third shift shall receive the regular rate plus 15%, inclusive of benefits.
- When there is no day shift, and a second or third shift is established, it shall be established on an 8 hour basis. The second shift shall receive the regular rate plus 10%, inclusive of benefits, and the third shift shall receive the regular rate plus 15%, inclusive of benefits.
- When an irregular shift must be established, this shift shall receive the regular rate plus 10%, inclusive of benefits.

OVERTIME:

- The first 2 hours in excess of 8 per day, or before or after the regular workday that are not shift work, Monday through Friday, shall be paid at time and one-half the regular rate, inclusive of benefits. Any additional overtime shall be paid at double the regular rate, inclusive of benefits. The first 10 hours on Saturday shall be paid at time and one-half the

**NEW JERSEY DEPARTMENT OF LABOR AND WORKFORCE DEVELOPMENT
PREVAILING WAGE RATE DETERMINATION**

County - UNION

regular rate, inclusive of benefits. Any additional overtime shall be paid at double the regular rate, inclusive of benefits. All hours on Sundays and holidays shall be paid at double the regular rate, inclusive of benefits.

- Saturday may be used as a make-up day for hours lost to inclement weather.

- When Bricklayers/Stone Masons work on Saturday with Laborers, and no other crafts are working on the project for the day, benefits may be paid at straight time. If other crafts are present, the applicable overtime rate for benefits shall be paid.

RECOGNIZED HOLIDAYS: New Year's Day, Presidents' Day, Memorial Day, July 4th, Labor Day, Presidential Election Day, Veterans' Day, Thanksgiving Day, Christmas Day. Sunday holidays will be observed the following Monday.

**NEW JERSEY DEPARTMENT OF LABOR AND WORKFORCE DEVELOPMENT
PREVAILING WAGE RATE DETERMINATION**

County - UNION

Craft: Carpenter

PREVAILING WAGE RATE

	05/01/17	11/01/17	05/01/18	11/01/18
Foreman	W54.37	W0.00	W0.00	W0.00
	B31.00	B0.00	B0.00	B0.00
	T85.37	T86.04	T87.29	T88.54
Journeyman	W47.28	W0.00	W0.00	W0.00
	B26.95	B0.00	B0.00	B0.00
	T74.23	T75.23	T76.48	T77.73

Craft: Carpenter

APPRENTICE RATE SCHEDULE

INTERVAL	PERIOD AND RATES									
	Yearly	40%	55%	65%	80%	90%				
Benefit	57% of	Appren	tice	Wage	for all	intervals				

Ratio of Apprentices to Journeymen - 1:3

Craft: Carpenter

COMMENTS/NOTES

FOREMAN REQUIREMENTS:

- When there are 2 or more Carpenters on a job, 1 shall be designated as a Foreman.
- When there are 21 or more Carpenters on a job, 2 shall be designated as Foremen.

The regular workday shall consist of 8 hours, starting between 7:00 AM and 9:00 AM.

SHIFT DIFFERENTIALS:

- When a 2 shift schedule (including a day shift) is established, the day shift shall be established on an 8 hour basis. The second shift shall be established on an 8 hour basis, and receive the regular rate plus 15%, inclusive of benefits.
- When a three shift schedule is established, the first shift shall be established on an 8 hour basis, the second shift on a 7.5 hour basis, and the third shift on a 7 hour basis. The first shift shall receive the regular hourly rate, the second shift shall receive the regular rate plus 15% and the third shift shall receive the regular rate plus 20%, inclusive of benefits.
- When there is no day shift, and a second or third shift is established, it shall be established on an 8 hour basis. The second shift shall receive the regular rate plus 15% and the third shift shall receive the regular rate plus 20%, inclusive of benefits.

OVERTIME:

- All hours in excess of 8 per day, or before or after an established shift that are not shift work, and all hours on Saturdays shall be paid at time and one-half the hourly rate, inclusive of benefits. All hours on Sundays and holidays shall be paid at double the hourly rate, inclusive of benefits.
- Four 10-hour days may be worked, Monday to Thursday, at straight time. Friday may be used as a make-up day for a day lost due to inclement weather. If Friday is not a make-up day, all hours on Friday shall be paid at time and one-half the hourly rate, inclusive of benefits.

RECOGNIZED HOLIDAYS: New Year's Day, Presidents' Day, Memorial Day, July 4th, Labor Day, Presidential Election Day, Veterans' Day, Thanksgiving Day, Christmas Day. Sunday holidays observed the following Monday.

**NEW JERSEY DEPARTMENT OF LABOR AND WORKFORCE DEVELOPMENT
PREVAILING WAGE RATE DETERMINATION**

County - UNION

Craft: Carpenter - Resilient Flooring

PREVAILING WAGE RATE

	05/01/17	11/01/17	05/01/18	11/01/18
Foreman	W54.37	W0.00	W0.00	W0.00
	B31.00	B0.00	B0.00	B0.00
	T85.37	T86.04	T87.29	T88.54
Journeyman	W47.28	W0.00	W0.00	W0.00
	B26.95	B0.00	B0.00	B0.00
	T74.23	T75.23	T76.48	T77.73

Craft: Carpenter - Resilient Flooring

APPRENTICE RATE SCHEDULE

INTERVAL	PERIOD AND RATES									
	Yearly	40%	55%	65%	80%	90%				
Benefit	57%	of	Appren	tice	Wage	for all	intervals			
					Rate					

Ratio of Apprentices to Journeymen - *

* 1 apprentice shall be allowed to every 2 journeymen or major fraction thereof. No more than 3 apprentices on any one job or project.

Craft: Carpenter - Resilient Flooring

COMMENTS/NOTES

FOREMAN REQUIREMENTS:

- On any job where there are 4 or more Carpenters of Resilient Flooring, 1 must be designated a Foreman.

FOR SYNTHETIC TURF INSTALLATION ONLY:

- The rate shall be 90% of the wage and benefit rate.

The regular workday consists of 8 hours, starting between 6:00 AM and 9:00 AM.

SHIFT DIFFERENTIALS:

- When a 2 shift schedule (including a day shift) is established, the day shift, shall be established on an 8 hour basis. The second shift shall be established on an 8 hour basis, and receive the regular wage rate plus 15%.
- When a three shift schedule is established, the first shift shall be established on an 8 hour basis, the second shift on a 7.5 hour basis, and the third shift on a 7 hour basis. The first shift shall receive the regular wage rate, the second shift shall receive the regular wage rate plus 15% and the third shift shall receive the regular wage rate plus 20%.
- When there is no day shift, and a second or third shift is established, it shall be established on an 8 hour basis. The second shift shall receive the regular wage rate plus 15% and the third shift shall receive the regular wage rate plus 20%.

OVERTIME:

- Hours in excess of 8 per day or 40 per week, or before or after the regular workday, Monday through Friday, shall be paid at time and one-half the wage rate. Saturday may be used as a make-up day, at straight time, up to 8 hours, for hours lost to reasons beyond the control of the employer, up to a total of 40 hours per week; hours in excess of 8 on Saturday shall then be paid at time and one-half the wage rate. If Saturday is not a make-up day, all hours on Saturday shall be paid at time and one-half the wage rate. All hours on Sundays and holidays shall be paid at double the wage rate.
- Four 10-hour days may be worked, Monday to Thursday, at straight time. Friday may be used as a make-up day for hours lost to reasons beyond the control of the employer. If Friday is not a make-up day, all hours on Friday shall be paid at time and one-half the wage rate.

**NEW JERSEY DEPARTMENT OF LABOR AND WORKFORCE DEVELOPMENT
PREVAILING WAGE RATE DETERMINATION**

County - UNION

RECOGNIZED HOLIDAYS: New Year's Day, Presidents' Day, Memorial Day, July 4th, Labor Day, Presidential Election Day, Veterans' Day, Thanksgiving Day, Christmas Day. Sunday holidays will be observed the following Monday.

**NEW JERSEY DEPARTMENT OF LABOR AND WORKFORCE DEVELOPMENT
PREVAILING WAGE RATE DETERMINATION**

County - UNION

Craft: Cement Mason

PREVAILING WAGE RATE

See "Bricklayer, Stone Mason" Rates

Craft: Cement Mason

APPRENTICE RATE SCHEDULE

INTERVAL	PERIOD AND RATES									

Ratio of Apprentices to Journeymen - 1:4

Craft: Cement Mason

COMMENTS/NOTES

See "Bricklayer, Stone Mason" Rates

**NEW JERSEY DEPARTMENT OF LABOR AND WORKFORCE DEVELOPMENT
PREVAILING WAGE RATE DETERMINATION**

County - UNION

Craft: Dockbuilder PREVAILING WAGE RATE

	05/01/17	11/01/17	05/01/18	11/01/18
Foreman	W0.00 B0.00 T96.79	W0.00 B0.00 T97.99	W0.00 B0.00 T99.24	W0.00 B0.00 T100.49
Foreman (Concrete Form Work)	W0.00 B0.00 T82.90	W0.00 B0.00 T84.10	W0.00 B0.00 T85.35	W0.00 B0.00 T86.60
Journeyman	W0.00 B0.00 T90.17	W0.00 B0.00 T91.37	W0.00 B0.00 T92.62	W0.00 B0.00 T93.87
Journeyman (Concrete Form Work)	W0.00 B0.00 T76.36	W0.00 B0.00 T77.56	W0.00 B0.00 T78.81	W0.00 B0.00 T80.06

Craft: Dockbuilder APPRENTICE RATE SCHEDULE

<u>INTERVAL</u>	<u>PERIOD AND RATES</u>									
Yearly	17.84	22.30	28.99	35.68						
Benefit	29.95	for all	intervals		Concrete	Form Work	Only Ben.	= 21.81	for all	intervals

Ratio of Apprentices to Journeymen - *

* When there are 4 or fewer Dockbuilders on a job, no more than 1 may be an apprentice. When there are 5 or more Dockbuilders, there may be 1 apprentice for every 5 Dockbuilders.

Craft: Dockbuilder COMMENTS/NOTES

CREOSOTE HANDLING:

When handling creosote products on land piledriving, floating marine construction, and construction of wharves, the worker shall receive an additional \$0.25 per hour.

HAZARDOUS WASTE WORK:

- Hazardous waste removal work on a state or federally designated hazardous waste site where Level A, B, or C personal protection is required: an additional 20% of the hourly rate, per hour.
- Hazardous waste removal work in Level D, or where personal protection is not required: an additional \$1.00 per hour.

CERTIFIED WELDER: When required on the job by the project owner, a Certified Welder shall receive an additional \$1.00 per hour.

FOREMAN REQUIREMENTS:

The first Dockbuilder on the job shall be designated a Foreman.

OVERTIME:

Hours in excess of 8 per day, Monday through Friday, and all hours on Saturdays shall be paid at time and one-half the hourly rate. All hours on Sundays and holidays shall be paid at double the hourly rate.

**NEW JERSEY DEPARTMENT OF LABOR AND WORKFORCE DEVELOPMENT
PREVAILING WAGE RATE DETERMINATION**

County - UNION

RECOGNIZED HOLIDAYS: New Year's Day, Presidents' Day, Memorial Day, July 4th, Labor Day, Veterans' Day, Presidential Election Day, Thanksgiving Day, Christmas Day. Veterans' Day may be switched with the day after Thanksgiving.

**NEW JERSEY DEPARTMENT OF LABOR AND WORKFORCE DEVELOPMENT
PREVAILING WAGE RATE DETERMINATION**

County - UNION

Craft: Drywall Finisher

PREVAILING WAGE RATE

	05/01/17
Foreman	W43.45 B23.60 T67.05
General Foreman	W45.43 B23.60 T69.03
Journeyman	W39.50 B23.60 T63.10

Craft: Drywall Finisher

APPRENTICE RATE SCHEDULE

INTERVAL	PERIOD AND RATES									
	30%	40%	50%	60%	70%	75%	80%	85%	90%	
4 Months										
Benefits	Intervals	1 to 3 =	9.85	Intervals	4 to 6 =	12.28	Intervals	7 to 9 =	14.95	

Ratio of Apprentices to Journeymen - 1:4

Craft: Drywall Finisher

COMMENTS/NOTES

The regular workday shall consist of 8 hours between 7:00 AM and 5:30 PM.

SHIFT DIFFERENTIALS:

- The second shift shall receive an additional 10% of the hourly rate, per hour, and the third shift shall receive an additional 15% of the hourly rate, per hour.
- When 3 shifts are worked, the second shift shall receive 8 hours pay for 7.5 hours of work, and the third shift shall receive 8 hours pay for 7 hours of work.
- Shift work must run for a minimum of 5 consecutive workdays.

OVERTIME:

- Hours in excess of 8 per day, Monday through Friday, and all hours on Saturdays shall be paid at time and one-half the regular rate, inclusive of benefits. All hours on Sundays and holidays shall be paid at double the regular rate, inclusive of benefits.
- Saturday or Sunday may be used to make up a day lost to inclement weather, at straight time.

RECOGNIZED HOLIDAYS: New Year's Day, Memorial Day, July 4th, Labor Day, Presidential Election Day, Veterans' Day, Thanksgiving Day, Christmas Day. Saturday holiday observed the preceding Friday. Sunday holiday observed the following Monday.

**NEW JERSEY DEPARTMENT OF LABOR AND WORKFORCE DEVELOPMENT
PREVAILING WAGE RATE DETERMINATION**

County - UNION

Craft: Electrician PREVAILING WAGE RATE

	05/30/16	05/29/17	05/28/18
Cable Splicer	W58.71 B33.74 T92.45	W60.08 B34.53 T94.61	W61.52 B35.35 T96.87
Foreman	W59.77 B34.34 T94.11	W61.17 B35.15 T96.32	W62.64 B35.98 T98.62
Journeyman	W53.37 B30.67 T84.04	W54.62 B31.39 T86.01	W55.93 B32.13 T88.06

Craft: Electrician APPRENTICE RATE SCHEDULE

INTERVAL	PERIOD AND RATES									
	Yearly	40%	49%	58%	68%	80%		of Jour	neyman	Wage
Benefit	40%	49%	58%	68%	80%		of Jour	neyman	Benefit	Rate

Ratio of Apprentices to Journeymen - 2:3

Craft: Electrician COMMENTS/NOTES

THESE RATES ALSO APPLY TO THE FOLLOWING:

- All burglar and fire alarm work.
- All fiber optic work.
- Teledata work in new construction.
- Teledata work involving 16 Voice/Data Lines or more.

The regular workday shall be 8 hours, between 8:00 AM and 4:30 PM.

FOREMAN REQUIREMENTS:

- On any job where there are 1 to 10 Journeymen electricians, 1 shall be designated a Foreman.

SHIFT DIFFERENTIALS:

- Shift work must run for a minimum of 5 consecutive workdays.
- 2nd Shift (4:30 PM to 12:30 AM) shall receive 8 hours pay for 7.5 hours work + an additional 10% of the regular rate, per hour, inclusive of benefits.
- 3rd Shift (12:30 AM to 8:00 AM) shall receive 8 hours pay for 7 hours work + an additional 15% of the regular rate, per hour, inclusive of benefits.

OVERTIME:

Hours in excess of 8 per day, or outside of the regular workday, Monday through Friday, and all hours on Saturdays, shall be paid at time and one-half the regular rate, inclusive of benefits. All hours on Sundays and holidays shall be paid at double the regular rate, inclusive of benefits.

**NEW JERSEY DEPARTMENT OF LABOR AND WORKFORCE DEVELOPMENT
PREVAILING WAGE RATE DETERMINATION**

County - UNION

RECOGNIZED HOLIDAYS: New Year's Day, Presidents' Day, Memorial Day, July 4th, Labor Day, Presidential Election Day, Veterans' Day, Thanksgiving Day, Christmas Day.

**NEW JERSEY DEPARTMENT OF LABOR AND WORKFORCE DEVELOPMENT
PREVAILING WAGE RATE DETERMINATION**

County - UNION

Craft: Electrician - Teledata (15 Voice/Data Lines & Less)

PREVAILING WAGE RATE

	11/01/16
Master Technician/General Foreman	W52.18 B28.69 T80.87
Senior Technician/Lead Foreman (21-30 Workers on Job)	W47.77 B26.26 T74.03
Technician A/Foreman (11-20 Workers on Job)	W45.76 B25.16 T70.92
Technician B/Working Foreman (4-10 Workers on Job)	W43.75 B24.06 T67.81
Technician C/Journeyman (1-3 Workers on Job)	W40.14 B22.07 T62.21

Craft: Electrician - Teledata (15 Voice/Data Lines & Less)

APPRENTICE RATE SCHEDULE

<u>INTERVAL</u>	<u>PERIOD AND RATES</u>									
6 Months	20.14	21.48	23.72	26.41	29.54	32.23	35.36	38.49		
Benefits	7.85	8.38	9.25	10.29	11.52	12.56	13.79	15.01		

Ratio of Apprentices to Journeymen - 2:3

Craft: Electrician - Teledata (15 Voice/Data Lines & Less)

COMMENTS/NOTES

APPRENTICE RATE SCHEDULE FOR THOSE APPRENTICES ENTERING PROGRAM AFTER 10-31-14:

INTERVAL	PERIOD AND RATES									
6 Months	17.90	19.25	21.48	24.17	27.30	29.99	33.12	36.26		
Benefits	6.98	7.51	8.38	9.42	10.65	11.69	12.92	14.13		

NOTES:

- These rates are for service, maintenance, moves, and/or changes affecting 15 Voice/Data (teledata) lines or less. These rates may NOT be used for any teledata work in new construction (including additions) or any fiber optic work.
- The number of Teledata workers on the jobsite is the determining factor for which Foreman category applies .

The regular workday shall be 8 hours, between 8:00 AM and 4:30 PM.

SHIFT DIFFERENTIALS:

- Shift work must run for a minimum of 5 consecutive workdays.

**NEW JERSEY DEPARTMENT OF LABOR AND WORKFORCE DEVELOPMENT
PREVAILING WAGE RATE DETERMINATION**

County - UNION

- 2nd Shift (4:30 PM to 12:30 AM) shall receive 8 hours pay for 7.5 hours work + an additional 10% of the regular rate, per hour, inclusive of benefits.
- 3rd Shift (12:30 AM to 8:00 AM) shall receive 8 hours pay for 7 hours work + an additional 15% of the regular rate, per hour, inclusive of benefits.

OVERTIME:

Hours in excess of 8 per day, or outside of the regular workday, Monday through Friday, and all hours on Saturdays, shall be paid at time and one-half the regular rate, inclusive of benefits. All hours on Sundays and holidays shall be paid at double the regular rate, inclusive of benefits.

RECOGNIZED HOLIDAYS: New Year's Day, Presidents' Day, Memorial Day, July 4th, Labor Day, Presidential Election Day, Veterans' Day, Thanksgiving Day, Christmas Day.

**NEW JERSEY DEPARTMENT OF LABOR AND WORKFORCE DEVELOPMENT
PREVAILING WAGE RATE DETERMINATION**

County - UNION

Craft: Electrician - Teledata (16 Instruments & More)

PREVAILING WAGE RATE

See "Electrician" Rates

Craft: Electrician - Teledata (16 Instruments & More)

COMMENTS/NOTES

See ELECTRICIAN Rates

**NEW JERSEY DEPARTMENT OF LABOR AND WORKFORCE DEVELOPMENT
PREVAILING WAGE RATE DETERMINATION**

County - UNION

Craft: Electrician- Outside Commercial

PREVAILING WAGE RATE

	05/30/16	05/29/17	05/28/18
Cable Splicer	W58.99 B33.46 T92.45	W60.37 B34.24 T94.61	W61.82 B35.06 T96.88
Certified Welder	W56.31 B31.94 T88.25	W57.62 B32.68 T90.30	W59.01 B33.47 T92.48
Equipment Operator	W53.63 B30.42 T84.05	W54.88 B31.13 T86.01	W56.20 B31.88 T88.08
Foreman (1-10 Journeyman workers on job)	W60.07 B34.07 T94.14	W61.47 B34.86 T96.33	W62.94 B35.70 T98.64
Foreman (11-20 Journeyman workers on job)	W61.67 B34.98 T96.65	W63.11 B35.79 T98.90	W64.63 B36.66 T101.29
General Foreman (21-30 Journeyman workers on job)	W63.28 B35.89 T99.17	W64.76 B36.73 T101.49	W66.32 B37.61 T103.93
General Foreman (31-60 Journeyman workers on job)	W68.65 B38.94 T107.59	W70.25 B39.84 T110.09	W71.94 B40.80 T112.74
General Foreman (61+ Journeyman workers on job)	W69.72 B39.54 T109.26	W71.34 B40.46 T111.80	W73.06 B41.44 T114.50
Groundman	W32.18 B18.26 T50.44	W32.93 B18.68 T51.61	W33.72 B19.13 T52.85
Journeyman Lineman/Technician	W53.63 B30.42 T84.05	W54.88 B31.13 T86.01	W56.20 B31.88 T88.08
Sub-Foreman	W60.07 B34.07 T94.14	W61.47 B34.86 T96.33	W62.94 B35.70 T98.64

**NEW JERSEY DEPARTMENT OF LABOR AND WORKFORCE DEVELOPMENT
PREVAILING WAGE RATE DETERMINATION**

County - UNION

Craft: Electrician- Outside Commercial

APPRENTICE RATE SCHEDULE

INTERVAL	PERIOD AND RATES									
1000 Hours	60%	65%	70%	75%	80%	85%	90%			
Benefits	56.4% of	Journey	man	wage	+	\$.01				

Craft: Electrician- Outside Commercial

COMMENTS/NOTES

EFFECTIVE 5-30-16- The apprentice benefit rate shall be 56.7% + \$.01.
 EFFECTIVE 5-29-17- The apprentice benefit rate shall be 56.7% + \$.01.
 EFFECTIVE 5-28-18- The apprentice benefit rate shall be 56.7% + \$.01.

* FOR UTILITY WORK PLEASE SEE STATEWIDE RATES

The regular worday shall be 8 hours, between 8:00 AM and 4:30 PM.

FOREMAN REQUIREMENTS:

On jobs where there are 2 Journeymen, one shall be a Foreman. The following number of Foreman, General Foreman, Assistant General Foreman and Sub-Foreman shall be required with respect to number of Journeymen on site:

- 2-10 Journeymen (1 Foreman)
- 11-20 Journeymen (1 Foreman and 1 Sub-Foreman)
- 21-30 Journeymen (1 Foreman and 2 Sub-Foremen)

SHIFT DIFFERENTIALS:

- Shift work must run for a minimum of 5 consecutive workdays.
- 2nd Shift (4:30 PM to 12:30 AM): 8 hrs. pay for 7.5 hrs. work + an additional 10% of the regular rate, inclusive of benefits.
- 3rd Shift (12:30 AM to 8:00 AM): 8 hrs. pay for 7 hrs. work + an additional 15% of the regular rate per hour, inclusive benefits.

OVERTIME:

Hours in excess of 8 per day, or outside of the regular workday, Monday through Friday, and all hours on Saturdays, shall be paid at time and one-half the regular rate, inclusive of benefits. All hours on Sundays and holidays shall be paid at double the regular rate, inclusive of benefits.

RECOGNIZED HOLIDAYS:

New Year's Day, Presidents' Day, Memorial Day, July 4th, Labor Day, Presidential Election Day, Veterans' Day, Thanksgiving Day and Christmas Day.

**NEW JERSEY DEPARTMENT OF LABOR AND WORKFORCE DEVELOPMENT
PREVAILING WAGE RATE DETERMINATION**

County - UNION

Craft: Electrician-Utility Work (North)

PREVAILING WAGE RATE

Rates are located in the "Statewide" rate package

Craft: Electrician-Utility Work (North)

APPRENTICE RATE SCHEDULE

INTERVAL	PERIOD AND RATES									
6 Months	60%	65%	70%	75%	80%	85%	90%			
Benefits	62.5% of	Appren	tice	Wage	Rate	for all	intervals			

Craft: Electrician-Utility Work (North)

COMMENTS/NOTES

Electrician-Utility Work (North) rates are located in the "Statewide" rate package.

**NEW JERSEY DEPARTMENT OF LABOR AND WORKFORCE DEVELOPMENT
PREVAILING WAGE RATE DETERMINATION**

County - UNION

Craft: Electrician-Utility Work (South)

PREVAILING WAGE RATE

Rates are located in the "Statewide" rate package

Craft: Electrician-Utility Work (South)

APPRENTICE RATE SCHEDULE

INTERVAL	PERIOD AND RATES									
6 Months	27.37	29.65	31.93	34.21	36.49	38.77	41.05			
Benefits	24.01	25.34	26.73	28.09	29.43	30.80	32.18			

Craft: Electrician-Utility Work (South)

COMMENTS/NOTES

Electrician-Utility Work (South) rates are located in the "Statewide" rate package.

**NEW JERSEY DEPARTMENT OF LABOR AND WORKFORCE DEVELOPMENT
PREVAILING WAGE RATE DETERMINATION**

County - UNION

Craft: Elevator Constructor PREVAILING WAGE RATE

	03/17/17	03/17/18
Journeyman	W62.64	W64.48
	B41.56	B43.36
	T104.20	T107.84

Craft: Elevator Constructor APPRENTICE RATE SCHEDULE

INTERVAL	PERIOD AND RATES									
	Yearly	27.22	33.53	39.62	45.72					
Benefits	31.75	32.88	34.41	35.93						

Ratio of Apprentices to Journeymen - 1:1

Craft: Elevator Constructor COMMENTS/NOTES

The regular workday shall consist of either 7 or 8 hours to be established at the beginning of the project, between 7:00 AM and 4:30 PM.

OVERTIME:

For all hours worked before or after the regular workday, Monday through Friday, and all hours on Saturday and Sunday, shall be paid at double the hourly rate. Holiday pay is one days wages (8 hours) plus double the hourly rate for all hours worked.

RECOGNIZED HOLIDAYS: New Year's Day, Presidents' Day, Good Friday, Memorial Day, July 4th, Labor Day, Columbus Day, Veterans' Day, Thanksgiving Day and the day after, Christmas Day. Saturday holidays shall be observed on the previous Friday and Sunday holidays shall be observed on the following Monday.

**NEW JERSEY DEPARTMENT OF LABOR AND WORKFORCE DEVELOPMENT
PREVAILING WAGE RATE DETERMINATION**

County - UNION

Craft: Elevator Modernization & Service

PREVAILING WAGE RATE

	03/17/17	03/17/18
Journeyman	W49.14	W50.49
	B39.91	B41.66
	T89.05	T92.15

Craft: Elevator Modernization & Service

APPRENTICE RATE SCHEDULE

INTERVAL	PERIOD AND RATES									
Yearly	27.22	26.35	31.14	35.93						
Benefits	31.68	31.99	33.37	34.74						

Ratio of Apprentices to Journeymen - 1:1

Craft: Elevator Modernization & Service

COMMENTS/NOTES

MODERNIZATION (addition, replacement, refurbishing, relocation, or changes in design or appearance, of elevator equipment in existing buildings):

- The regular workday consists of 8 hours, between 7:00 AM and 4:30 PM.

- Overtime:

Hours in excess of 8 per day, or before or after the regular workday, Monday through Friday, and all hours on Saturday and Sunday shall be paid at time and one-half the hourly rate. Holiday pay is one days wages (8 hours) plus time and one-half the hourly rate for all hours worked.

SERVICE (repair or replacement of parts for the purpose of maintaining elevator equipment in good operating condition):

- The regular workday consists of 8 hours, between 6:00 AM and 6:00 PM.

- Overtime:

Hours in excess of 8 per day, or before or after the regular workday, Monday through Friday, and all hours on Saturday shall be paid at time and one-half the hourly rate. All hours on Sunday and holidays shall be paid at double the hourly rate.

RECOGNIZED HOLIDAYS (Modernization and Service): New Year's Day, Presidents' Day, Good Friday, Memorial Day, July 4th, Labor Day, Columbus Day, Veterans' Day, Thanksgiving Day and the day after, Christmas Day. Saturday holidays shall be observed on the previous Friday and Sunday holidays shall be observed on the following Monday.

**NEW JERSEY DEPARTMENT OF LABOR AND WORKFORCE DEVELOPMENT
PREVAILING WAGE RATE DETERMINATION**

County - UNION

Craft: Glazier PREVAILING WAGE RATE

	06/20/16
Foreman	W47.39 B23.26 T70.65
General Foreman	W49.39 B23.50 T72.89
Journeyman	W43.39 B22.78 T66.17

Craft: Glazier APPRENTICE RATE SCHEDULE

INTERVAL	PERIOD AND RATES									
	30%	40%	50%	60%	70%	75%	80%	85%	90%	
4 Months										
Benefits	Intervals	1 to 3 =	6.51	Intervals	4 to 6 =	9.33	Intervals	7 to 9 =	11.67	

Ratio of Apprentices to Journeymen - 1:4

Craft: Glazier COMMENTS/NOTES

APPRENTICE RATE SCHEDULE FOR THOSE APPRENTICES ENTERING PROGRAM AS OF 5-1-14:

INTERVAL	PERIOD AND RATES							
6 Months	50%	55%	60%	65%	70%	75%	80%	90%
Benefits	8.10	8.10	10.34	10.34	11.51	11.51	14.62	14.62

Hazard/Height Pay: +\$1.00 per hour

FOREMAN REQUIREMENTS:

- When there are 4 or more Glaziers on a job, 1 must be designated a Foreman.
- When there are 15 or more Glaziers on a job, 1 must be designated a General Foreman.

The regular workday shall consist of 8 hours, between 7:00 AM and 5:30 PM, Monday to Friday.

SHIFT DIFFERENTIALS:

- The second shift shall receive an additional 10% of the hourly rate, per hour, and the third shift shall receive an additional 15% of the hourly rate, per hour.
- When 3 shifts are worked, the second shift shall receive 8 hours pay for 7.5 hours of work, and the third shift shall receive 8 hours pay for 7 hours of work.

OVERTIME:

Hours in excess of 8 per day, or before or after the regular workday Monday through Friday, and all hours on Saturdays shall be paid at time and one-half the regular rate. All hours on Sundays and holidays shall be paid at double the regular rate.

**NEW JERSEY DEPARTMENT OF LABOR AND WORKFORCE DEVELOPMENT
PREVAILING WAGE RATE DETERMINATION**

County - UNION

RECOGNIZED HOLIDAYS: New Year's Day, Memorial Day, July 4th, Labor Day, General Election Day, Veterans' Day, Thanksgiving Day, Christmas Day. Saturday holiday observed the preceding Friday. Sunday holiday observed the following Monday.

**NEW JERSEY DEPARTMENT OF LABOR AND WORKFORCE DEVELOPMENT
PREVAILING WAGE RATE DETERMINATION**

County - UNION

Craft: Heat & Frost Insulator

PREVAILING WAGE RATE

	10/17/16
Foreman	W52.52 B30.17 T82.69
General Foreman	W55.07 B31.28 T86.35
Journeyman	W51.24 B29.61 T80.85

Craft: Heat & Frost Insulator

APPRENTICE RATE SCHEDULE

INTERVAL	PERIOD AND RATES									
Yearly	23.77	28.19	34.05	39.96						
Benefits	17.83	21.08	23.21	25.16						

Ratio of Apprentices to Journeymen - 1:3

Craft: Heat & Frost Insulator

COMMENTS/NOTES

NOTE: These rates apply to the installing of insulation on hot and cold mechanical systems.

The regular workday shall be 8 hours between 8:00 AM and 4:30 PM.

SHIFT DIFFERENTIAL:

- Shift work must run for a minimum of 5 consecutive workdays.
- Second Shift shall work 7.5 hours and receive 8 hours pay, at the regular rate, plus 25% per hour.
- Third Shift shall work 7 hours and receive 8 hours pay, at the regular rate, plus 30% per hour.

OVERTIME:

The first 2 hours in excess of 8 per day, hours outside of the regular workday Monday through Friday that are not shift work, and the first 10 hours on Saturday, shall be paid at time and one-half the regular rate, inclusive of benefits. All hours in excess of 10 per day, and all hours on Sunday and holidays (except Labor Day) shall be paid at double the regular rate, inclusive of benefits. All hours on Labor Day shall be paid at triple the regular rate, inclusive of benefits.

RECOGNIZED HOLIDAYS: New Year's Day, President's Day, Memorial Day, July 4th, Labor Day, Veterans' Day, Presidential Election Day, Thanksgiving Day and Christmas Day. Sunday holidays observed the following Monday.

**NEW JERSEY DEPARTMENT OF LABOR AND WORKFORCE DEVELOPMENT
PREVAILING WAGE RATE DETERMINATION**

County - UNION

Craft: Heat & Frost Insulator - Asbestos Worker

PREVAILING WAGE RATE

	10/17/16
Asbestos Helper Abatement	W33.52 B22.69 T56.21
Firestop/Hazmat	W26.93 B9.25 T36.18
Foreman	W52.52 B30.17 T82.69

Craft: Heat & Frost Insulator - Asbestos Worker

APPRENTICE RATE SCHEDULE

INTERVAL	PERIOD AND RATES									
	SEE	HEAT &	FROST	INSULAT OR						

Ratio of Apprentices to Journeymen - 1:3

Craft: Heat & Frost Insulator - Asbestos Worker

COMMENTS/NOTES

NOTE: These rates apply only to the removal of insulation materials/asbestos from mechanical systems, including containment erection and demolition, and placing material in appropriate containers.

The regular workday shall be 8 hours between 8:00 AM and 4:30 PM.

SHIFT DIFFERENTIALS:

- Shift work must run for a minimum of 5 consecutive workdays.
- The second shift shall work 7.5 hours and receive 8 hours pay at the regular rate, plus 25% per hour.
- The third shift shall work 7 hours and receive 8 hours pay at the regular rate, plus 30% per hour.

OVERTIME: The first 2 hours in excess of 8 per day, hours outside of the regular workday Monday through Friday that are not shift work, and the first 10 hours on Saturday, shall be paid at time and one-half the regular rate, inclusive of benefits. All hours in excess of 10 per day, and all hours on Sunday and holidays (except Labor Day) shall be paid at double the regular rate, inclusive of benefits. All hours on Labor Day shall be paid at triple the regular rate, inclusive of benefits.

RECOGNIZED HOLIDAYS: New Year's Day, Presidents' Day, Memorial Day, July 4th, Labor Day, Veterans' Day, Presidential Election Day, Thanksgiving Day and Christmas Day. Sunday holidays observed the following Monday.

**NEW JERSEY DEPARTMENT OF LABOR AND WORKFORCE DEVELOPMENT
PREVAILING WAGE RATE DETERMINATION**

County - UNION

Craft: Ironworker PREVAILING WAGE RATE

	08/02/16	07/01/17
Rod /Fence Foreman	W42.24 B44.27 T86.51	W0.00 B0.00 T88.51
Rod/Fence Journeyman	W39.24 B44.27 T83.51	W0.00 B0.00 T85.51
Structural Foreman	W44.54 B44.27 T88.81	W0.00 B0.00 T90.56
Structural Journeyman	W41.54 B44.27 T85.81	W0.00 B0.00 T87.56

Craft: Ironworker APPRENTICE RATE SCHEDULE

<u>INTERVAL</u>	<u>PERIOD AND RATES</u>									
6 Months	50%	60%		Yearly	70%	80%	90%			

Ratio of Apprentices to Journeymen - 1:4

Craft: Ironworker COMMENTS/NOTES

HAZARDOUS WASTE WORK: On hazardous waste removal work on a state or federally designated hazardous waste site where the Ironworker is required to wear Level A,B, or C personal protection: + \$3.00 per hour

The regular workday consists of 8 hours between 6:00 AM and 4:30 PM.

FOREMAN REQUIREMENTS:

When there are 2 or more Ironworkers on a job, 1 shall be designated a Foreman.

SHIFT DIFFERENTIALS:

- When a 2 shift schedule is established, the first, or day shift , shall be established on an 8 hour basis .The second shift shall be established on an 8 hour basis, and receive the regular rate plus 15%.

- When a three shift schedule is established, the first shift shall be established on an 8 hour basis, the second shift on a 7.5 hour basis, and the third shift on a 7 hour basis. The first shift shall receive the regular hourly rate, the second shift shall receive the regular rate plus 15%, and the third shift shall receive the regular rate plus 20%.

- When there is no day shift, and a second or third shift is established, it shall be established on an 8 hour basis.

- When an irregular shift is established for the Ironworker (Structural) classification, the rate shall be paid at time and one-half the regular rate, inclusive of benefits. When an irregular shift is established for the Rod/Fence classification, the shift shall be established on an 8 hour basis and receive the regular rate, plus 20%.

OVERTIME:

**NEW JERSEY DEPARTMENT OF LABOR AND WORKFORCE DEVELOPMENT
PREVAILING WAGE RATE DETERMINATION**

County - UNION

- All hours in excess of 8 per day, or before or after an established shift that are not shift work, and all hours on Saturday, shall be paid at time and one-half the regular rate, inclusive of benefits. All hours on Sunday and holidays shall be paid at double the hourly rate, inclusive of benefits. Saturday may be used as a make-up day for a day lost to inclement weather. If Saturday is not a make-up day, all hours on Saturday shall be paid at time and one-half the hourly rate, inclusive of benefits.

- Four 10-hour days may be worked, Monday to Thursday, at straight time. Friday may be used as a make-up day for a day lost to inclement weather. If Friday is not a make-up day, all hours on Friday shall be paid at time and one-half the hourly rate, inclusive of benefits.

RECOGNIZED HOLIDAYS: New Year's Day, Presidents' Day, Memorial Day, July 4th, Labor Day, Presidential Election Day, Veterans Day, Thanksgiving Day, Christmas Day.

**NEW JERSEY DEPARTMENT OF LABOR AND WORKFORCE DEVELOPMENT
PREVAILING WAGE RATE DETERMINATION**

County - UNION

Craft: Laborer - Asbestos & Hazardous Waste Removal

PREVAILING WAGE RATE

	01/26/17
Journeyman (Handler)	W30.88 B21.91 T52.79

Craft: Laborer - Asbestos & Hazardous Waste Removal

APPRENTICE RATE SCHEDULE

INTERVAL	PERIOD AND RATES									
Yearly	18.53	21.62	24.70	27.79						
Benefits	20.26	for	all	intervals						

Ratio of Apprentices to Journeymen - *

* Ratio of apprentices to journeymen shall not be more than one apprentice for the first journeyman and no more than (1) apprentice for each additional three (3) journeymen.

Craft: Laborer - Asbestos & Hazardous Waste Removal

COMMENTS/NOTES

NOTE: These rates apply to work in connection with Asbestos, Radiation, Hazardous Waste, Lead, Chemical, Biological, Mold Remediation and Abatement.

The regular workday shall be 8 hours between 6:00 AM and 6:00 PM.

OVERTIME:

- Hours in excess of 8 per day, Monday through Saturday, and all hours on Sunday and holidays shall be paid at time and one-half the regular rate.
- When the owner (Public Body) mandates that work is to be performed on Sunday, those hours may be worked at straight time, up to 8 hours per day, up to 40 hours per week.
- Benefits on ALL overtime hours shall be paid at straight time.

RECOGNIZED HOLIDAYS: New Year's Day, President's Day, Good Friday, Easter, Memorial Day, July 4th, Labor Day, Presidential Election Day, Veterans' Day, Thanksgiving Day, Christmas Day.

**NEW JERSEY DEPARTMENT OF LABOR AND WORKFORCE DEVELOPMENT
PREVAILING WAGE RATE DETERMINATION**

County - UNION

Craft: Laborer - Building

PREVAILING WAGE RATE

	05/01/17	11/01/17	05/01/18
Class A Journeyman	W32.30 B27.37 T59.67	W0.00 B0.00 T60.72	W0.00 B0.00 T62.57
Class B Journeyman	W31.80 B27.37 T59.17	W0.00 B0.00 T60.22	W0.00 B0.00 T62.07
Class C Journeyman	W27.03 B27.37 T54.40	W0.00 B0.00 T55.60	W0.00 B0.00 T57.45
Foreman	W36.34 B27.37 T63.71	W0.00 B0.00 T64.63	W0.00 B0.00 T66.48
General Foreman	W40.38 B27.37 T67.75	W0.00 B0.00 T68.55	W0.00 B0.00 T70.40

Craft: Laborer - Building

APPRENTICE RATE SCHEDULE

INTERVAL	PERIOD AND RATES									
	60%	70%	80%	90%						
6 Months										
Benefit	24.12	24.12	24.12	24.12						

Ratio of Apprentices to Journeymen - *

* Ratio of apprentices to journeymen shall not be more than one apprentice for the first journeyman and no more than (1) apprentice for each additional three (3) journeymen.

Craft: Laborer - Building

COMMENTS/NOTES

CLASS A: Specialist laborer including mason tender or concrete pour crew; scaffold builder (scaffolds up to 14 feet in height); operator of forklifts, Bobcats (or equivalent machinery), jack hammers, tampers, motorized tampers and compactors, vibrators, street cleaning machines, hydro demolition equipment, riding motor buggies, conveyors, burners; and nozzlemen on gunite work.

CLASS B: Basic laborer - includes all laborer work not listed in Class A or Class C.

CLASS C: Janitorial-type light clean-up work associated with the TURNOVER of a project, or part of a project, to the owner. All other clean-up work is Class B.

The regular workday shall be 8 hours between 6:00 AM and 6:00 PM.

SHIFT DIFFERENTIALS:

- Shift work must run for a minimum of 5 consecutive workdays.
- When a 2-shift schedule is worked, including a day shift, both shifts shall be established on the basis of 8 hours pay for 8 hours worked. The second shift shall receive the regular rate plus an additional 10%.
- When a 3-shift schedule is worked, the day shift shall be established on the basis of 8 hours pay for 8 hours worked, the second shift shall be established on the basis of 8 hours pay for 7.5 hours worked, and the third shift shall be established

**NEW JERSEY DEPARTMENT OF LABOR AND WORKFORCE DEVELOPMENT
PREVAILING WAGE RATE DETERMINATION**

County - UNION

on the basis of 8 hours pay for 7 hours worked. The day shift shall receive the regular rate, the second shift shall receive the regular rate plus an additional 10%, and the third shift shall receive the regular rate plus an additional 15%.

- When a second or third shift is worked with no day shift, the second or third shift shall be established on the basis of 8 hours pay for 8 hours worked. The second shift shall receive the regular rate plus an additional 10%, and the third shift shall receive the regular rate plus an additional 15%.

OVERTIME:

- Hours in excess of 8 per day, or outside the regular workday that are not shift work, Monday through Friday, and all hours on Saturdays shall be paid at time and one-half the regular rate. Saturday may be used as a make-up day (paid at straight time) for a day lost to inclement weather, or for a holiday that is observed during the work week, Monday through Friday. All hours on Sundays and holidays shall be paid at double the regular rate.

- Four 10-hour days may be worked Monday to Thursday, at straight time, with Friday used a make-up day for a day lost to inclement weather. If Friday is not a make-up day, all hours on Friday shall be paid at time and one-half the regular rate.

- Benefits on ALL overtime hours shall be paid at time and one-half.

RECOGNIZED HOLIDAYS: New Year's Day, Presidents' Day, Memorial Day, July 4th, Labor Day, Presidential Election Day, Veterans' Day, Thanksgiving Day, Christmas Day. Sunday holidays observed the following Monday.

**NEW JERSEY DEPARTMENT OF LABOR AND WORKFORCE DEVELOPMENT
PREVAILING WAGE RATE DETERMINATION**

County - UNION

Craft: Laborer - Heavy & General

PREVAILING WAGE RATE

Rates are located in the
"Statewide" rate package

Craft: Laborer - Heavy & General

APPRENTICE RATE SCHEDULE

INTERVAL	PERIOD AND RATES									
1000 Hours	60%	70%	80%	90%						
Benefit	19.53	for	all	intervals						

Ratio of Apprentices to Journeymen - *

* No more than 1 apprentice for the first journeyman and no more than 1 apprentice for each additional 3 journeymen.

Craft: Laborer - Heavy & General

COMMENTS/NOTES

Heavy & General Laborer rates are located in the "Statewide" rate package.

**NEW JERSEY DEPARTMENT OF LABOR AND WORKFORCE DEVELOPMENT
PREVAILING WAGE RATE DETERMINATION**

County - UNION

Craft: Laborer-Residential and Modular Construction

PREVAILING WAGE RATE

	04/01/17
* Skilled Tradesman (only applies to Modular Construction)	W25.55 B5.45 T31.00
Foreman (person directing crew, regardless of his skill classification)	W25.55 B5.45 T31.00
Laborer	W21.55 B5.45 T27.00
Laborer (for single family and stand-alone duplex owned by single owner)	W17.05 B2.95 T20.00

Craft: Laborer-Residential and Modular Construction

APPRENTICE RATE SCHEDULE

<u>INTERVAL</u>	<u>PERIOD AND RATES</u>									
As shown	800 hours	600 hours	600 hours							
wage & benefits	70%	80%	90%							

Ratio of Apprentices to Journeymen-

One (1) apprentice shall be allowed for the first journeyman on site and no more than one (1) additional apprentice for each additional three (3) journeymen on site.

Craft: Laborer-Residential and Modular Construction

COMMENTS/NOTES

* SKILLED TRADESMAN- any worker doing work not typically done by a Building Laborer. Some examples are installing interior doors, sheet rock, hooking up appliances, installing light fixtures, installing railing systems, etc. Please note where local building codes require that certain work be performed under the supervision of a licensed tradesman (i.e. Plumber, Electrician, etc.) Laborers shall work under such supervision.

RESIDENTIAL CONSTRUCTION- All residential construction (not commercial), single-family, stand-alone duplex houses, townhouses and multi-family buildings of not more than four (4) floors, including basement levels. Please note the construction must be residential in nature for ALL FLOORS at an elevation of no more than FOUR (4) FLOORS, INCLUDING BASEMENT. In addition, barracks and dormitories are not considered residential projects.

MODULAR RESIDENTIAL CONSTRUCTION- all aspects of modular residential construction (not commercial) at the site of installation of structures of no more than four (4) stories, including all excavation and site preparation, footings and foundation systems whether poured on-site or prefabricated, all underground waterproofing, underground utilities, concrete slabs, sidewalks, driveways, paving, hardscape and landscaping. Please note the construction must be residential in nature for ALL STORIES at an elevation of no more than FOUR (4) STORIES. All work performed by the Set Crew (the crew of workers who set the modular boxes on the foundation), including the rigging, setting, attaching and assembly of all modules and structural members, preparation of the foundation to accept modules, such as sill plates, connection of all in-module and under-module connections including, but not limited to, plumbing, electrical, HVAC, fire suppression, CATS,

**NEW JERSEY DEPARTMENT OF LABOR AND WORKFORCE DEVELOPMENT
PREVAILING WAGE RATE DETERMINATION**

County - UNION

telephone, television/internet, and fiber optic, the building or installation of any porches or decks regardless of material or method of construction, the on-site installation of, or completion of any roof system, doors, windows and fenestrations, including flashing, gutter and soffit systems, waterproofing, insulation and interior and exterior trim work, and painting. Please note that modular construction does not include on-site stick built construction, tip up construction or panel built construction.

The regular workday shall be 8 hours between 6:00 AM and 6:00 PM.

OVERTIME:

Hours worked in excess of 8 per day/40 per week, Monday through Saturday, and all hours worked on Sunday and holidays shall be paid at time and one-half the hourly rate.

RECOGNIZED HOILDAYS:

New Year's Day, Martin Luther King Day, Memorial Day, July 4th, Labor Day, Thanksgiving Day and Christmas Day.

**NEW JERSEY DEPARTMENT OF LABOR AND WORKFORCE DEVELOPMENT
PREVAILING WAGE RATE DETERMINATION**

County - UNION

Craft: Millwright

PREVAILING WAGE RATE

	05/01/17
Foreman	W54.48 B32.20 T86.68
Journeyman	W47.37 B28.08 T75.45

Craft: Millwright

APPRENTICE RATE SCHEDULE

INTERVAL	PERIOD AND RATES									
6 Months	40%	45%	50%	55%	60%	65%	70%	75%	85%	95%
Benefits	58% of	Appren	tice	Wage	Rate	for all	intervals	+ \$.60		

Ratio of Apprentices to Journeymen - 1:3

Craft: Millwright

COMMENTS/NOTES

FOREMAN REQUIREMENTS:

- When there are 2 or more Millwrights on a job, 1 shall be designated as a Foreman.
- When there are 21 or more Millwrights on a job, 2 shall be designated as Foremen.

The regular workday shall consist of 8 hours, starting between 7:00 AM and 9:00 AM.

SHIFT DIFFERENTIALS:

- When a 2 shift schedule (including a day shift) is established, the day shift shall be established on an 8 hour basis. The second shift shall be established on an 8 hour basis, and receive the regular rate plus 15%, inclusive of benefits.
- When a three shift schedule is established, the first shift shall be established on an 8 hour basis, the second shift on a 7.5 hour basis, and the third shift on a 7 hour basis. The first shift shall receive the regular hourly rate, the second shift shall receive the regular rate plus 15% and the third shift shall receive the regular rate plus 20%, inclusive of benefits.
- When there is no day shift, and a second or third shift is established, it shall be established on an 8 hour basis. The second shift shall receive the regular rate plus 15% and the third shift shall receive the regular rate plus 20%, inclusive of benefits.

OVERTIME:

- All hours in excess of 8 per day, or before or after an established shift that are not shift work, and all hours on Saturdays shall be paid at time and one-half the hourly rate, inclusive of benefits. All hours on Sundays and holidays shall be paid at double the hourly rate, inclusive of benefits.
- Four 10-hour days may be worked, Monday to Thursday, at straight time. Friday may be used as a make-up day for a day lost due to inclement weather. If Friday is not a make-up day, all hours on Friday shall be paid at time and one-half the hourly rate, inclusive of benefits.

RECOGNIZED HOLIDAYS: New Year's Day, Presidents' Day, Memorial Day, July 4th, Labor Day, Presidential Election Day, Veterans' Day, Thanksgiving Day, Christmas Day. Sunday holidays will be observed the following Monday.

**NEW JERSEY DEPARTMENT OF LABOR AND WORKFORCE DEVELOPMENT
PREVAILING WAGE RATE DETERMINATION**

County - UNION

Craft: Operating Engineer - Field Engineer

PREVAILING WAGE RATE

Rates are located in the
"Statewide" rate package

Craft: Operating Engineer - Field Engineer

APPRENTICE RATE SCHEDULE

INTERVAL	PERIOD AND RATES									
Yearly	70%	75%	of Rod/	Chainman	Wage					
Yearly			80%	90%	Transit/	Instrument	man	Wage		

Ratio of Apprentices to Journeymen - *

* No more than 1 Field Engineer Apprentice per Survey Crew.

Craft: Operating Engineer - Field Engineer

COMMENTS/NOTES

Operating Engineer - Field Engineer rates are located in the "Statewide" rate package.

**NEW JERSEY DEPARTMENT OF LABOR AND WORKFORCE DEVELOPMENT
PREVAILING WAGE RATE DETERMINATION**

County - UNION

Craft: Painter - Bridges

PREVAILING WAGE RATE

	05/01/17
Foreman	W61.13 B25.67 T86.80
General Foreman	W63.13 B25.67 T88.80
Journeyman	W56.13 B25.67 T81.80

Craft: Painter - Bridges

APPRENTICE RATE SCHEDULE

INTERVAL	PERIOD AND RATES									
	40%	50%			60%	70%		80%	90%	
6 Months										
Benefits	Intervals	1 to 2 =	8.88	Intervals	3 to 4 =	10.81	Intervals	5 to 6 =	13.48	

Ratio of Apprentices to Journeymen - 1:4

Craft: Painter - Bridges

COMMENTS/NOTES

These rates apply to: All bridges that span waterways, roadways, railways and canyons. All tunnels, overpasses, viaducts and all appurtenances.

FOREMEN REQUIREMENTS:

- When there are 4 or more Painters on a job, 1 shall be designated a Foreman.
- When there are 15 or more Painters on a job, 1 shall be designated a General Foreman.

The regular workday shall consist of 8 hours between 7:00 AM and 5:30 PM.

SHIFT DIFFERENTIALS:

- The second shift shall receive an additional 10% of the hourly rate, per hour, and the third shift shall receive an additional 15% of the hourly rate, per hour.

OVERTIME:

- Hours in excess of 8 per day, Monday through Friday, and all hours on Saturdays and Sundays shall be paid at time and one-half the regular rate. All hours on holidays shall be paid at double the regular rate.
- Saturday or Sunday may be used to make up a day lost to inclement weather, at straight time.
- Four 10-hour days may be worked, at straight time, Monday through Friday.

RECOGNIZED HOLIDAYS: New Year's Day, President's Day, Memorial Day, July 4th, Labor Day, Presidential Election Day, Veterans' Day, Thanksgiving Day, Christmas Day. Saturday holiday observed the preceding Friday. Sunday holiday observed the following Monday.

**NEW JERSEY DEPARTMENT OF LABOR AND WORKFORCE DEVELOPMENT
PREVAILING WAGE RATE DETERMINATION**

County - UNION

Craft: Painter - Line Striping

PREVAILING WAGE RATE

	12/29/16
Apprentice (1st year)	W24.45 B10.75 T35.20
Apprentice (2nd year)	W28.45 B16.80 T45.25
Foreman (Charge Person)	W36.60 B17.08 T53.68
Journeyman 1 (at least 1 year of working exp. as a journeyman)	W32.33 B17.08 T49.41
Journeyman 2 (at least 2 years of working exp. as a journeyman)	W36.10 B17.08 T53.18

Craft: Painter - Line Striping

COMMENTS/NOTES

OVERTIME:

Hours in excess of 8 per day, Monday through Saturday, and all hours on Sundays and holidays shall be paid at time and one-half the hourly rate.

RECOGNIZED HOLIDAYS: New Year's Day, Presidents' Day, Memorial Day, July 4th, Labor Day, Veterans Day, Thanksgiving Day and Christmas Day. Veterans Day may be substituted for the day after Thanksgiving.

**NEW JERSEY DEPARTMENT OF LABOR AND WORKFORCE DEVELOPMENT
PREVAILING WAGE RATE DETERMINATION**

County - UNION

Craft: Painter - New Construction

PREVAILING WAGE RATE

	05/01/17
Foreman	W44.39 B22.35 T66.74
General Foreman	W48.43 B22.81 T71.24
Journeyman	W40.36 B21.90 T62.26

Craft: Painter - New Construction

APPRENTICE RATE SCHEDULE

INTERVAL	PERIOD AND RATES									
	30%	40%	50%	60%	70%	75%	80%	85%	90%	
4 Months										
Benefits	Intervals	1 to 3 =	8.00	Intervals	4 to 6 =	10.00	Intervals	7 to 9 =	11.00	

Ratio of Apprentices to Journeymen - 1:4

Craft: Painter - New Construction

COMMENTS/NOTES

APPRENTICE RATE SCHEDULE FOR THOSE APPRENTICES ENTERING PROGRAM ON 5-1-14:

INTERVAL	PERIOD AND RATES							
6 Months	40%	45%	55%	65%	70%	75%	80%	90%
Benefits	8.00	8.00	10.00	10.00	11.00	11.00	14.00	14.00

Spraying, sandblasting, lead abatement, work on tanks or stacks, work performed above 3 stories or 30 feet in height, or using swing scaffolds requires an additional 10% of the wage rate.

FOREMEN REQUIREMENTS:

- When there are 4 or more Painters on a job, 1 shall be designated a Foreman.
- When there are 15 or more Painters on a job, 1 shall be designated a General Foreman.

The regular workday shall consist of 8 hours between 7:00 AM and 5:30 PM.

SHIFT DIFFERENTIALS:

- The second shift shall receive an additional 10% of the hourly rate, per hour, and the third shift shall receive an additional 15% of the hourly rate, per hour.

OVERTIME:

- Hours in excess of 8 per day, or before or after the regular workday, Monday through Friday, and all hours on Saturdays shall be paid at time and one-half the regular rate. All hours on Sundays and holidays shall be paid at double the regular rate.

**NEW JERSEY DEPARTMENT OF LABOR AND WORKFORCE DEVELOPMENT
PREVAILING WAGE RATE DETERMINATION**

County - UNION

- Saturday or Sunday may be used to make up a day lost to inclement weather, at straight time.
- Four 10-hour days may be worked, at straight time, Monday through Friday.

RECOGNIZED HOLIDAYS: New Year's Day, President's Day, Memorial Day, July 4th, Labor Day, General Election Day, Veterans' Day, Thanksgiving Day, Christmas Day.

**NEW JERSEY DEPARTMENT OF LABOR AND WORKFORCE DEVELOPMENT
PREVAILING WAGE RATE DETERMINATION**

County - UNION

Craft: Painter - Repainting

PREVAILING WAGE RATE

	05/01/17
Foreman	W34.17 B18.45 T52.62
General Foreman	W37.39 B18.45 T55.84
Journeyman	W31.16 B18.45 T49.61

Craft: Painter - Repainting

APPRENTICE RATE SCHEDULE

INTERVAL	PERIOD AND RATES									
	SEE	PAINTER	NEW	CONSTR UC	TION					

Ratio of Apprentices to Journeymen - 1:4

Craft: Painter - Repainting

COMMENTS/NOTES

NOTE: These rates may only be used on jobs where no major alterations occur, and where not more than 3 other trades are present on the job, but may NOT, under any circumstances, be used for work on bridges, stacks, elevated tank, or generating stations.

Spraying, sandblasting, lead abatement, work on tanks or stacks, work performed above 3 stories or 30 feet in height, or using swing scaffolds requires an additional 10% of the wage rate.

FOREMEN REQUIREMENTS:

- When there are 4 or more Painters on a job, 1 shall be designated a Foreman.
- When there are 15 or more Painters on a job, 1 shall be designated a General Foreman.

OVERTIME:

- Hours in excess of 8 per day and 40 per week shall be paid at time and one-half the regular rate. All hours on Sundays and holidays shall be paid at double the regular rate.
- Four 10-hour days may be worked, at straight time, Monday through Sunday.

RECOGNIZED HOLIDAYS: New Year's Day, President's Day, Memorial Day, July 4th, Labor Day, General Election Day, Veterans' Day, Thanksgiving Day, Christmas Day.

NEW JERSEY DEPARTMENT OF LABOR AND WORKFORCE DEVELOPMENT
PREVAILING WAGE RATE DETERMINATION

County - UNION

Craft: Painter- Containment

PREVAILING WAGE RATE

	05/01/17
Journeyman	W37.68 B22.92 T60.60

Craft: Painter- Containment

COMMENTS/NOTES

NOTE: These rates shall require no painting, but used in a supporting capacity only, such as wrapping, boxing, fencing, etc. on tanks.

The regular workday shall consist of 8 hours between 7:00 AM and 5:30 PM.

SHIFT DIFFERENTIALS:

- The second shift shall receive an additional 10% of the hourly rate, per hour, and the third shift shall receive an additional 15% of the hourly rate, per hour.

OVERTIME:

- Hours in excess of 8 per day, Monday through Friday, and all hours on Saturdays and Sundays shall be paid at time and one-half the regular rate. All hours on holidays shall be paid at double the regular rate..

- Four 10-hour days may be worked, at straight time, Monday through Friday.

RECOGNIZED HOLIDAYS: New Year's Day President's Day, Memorial Day, July 4th, Labor Day, Presidential Election Day, Veterans' Day, Thanksgiving Day, Christmas Day. Saturday holiday observed the preceding Friday. Sunday holiday observed the following Monday.

**NEW JERSEY DEPARTMENT OF LABOR AND WORKFORCE DEVELOPMENT
PREVAILING WAGE RATE DETERMINATION**

County - UNION

Craft: Painter-Elevated Water Tanks

PREVAILING WAGE RATE

	05/01/17
Foreman	W50.92 B22.92 T73.84
General Foreman	W52.92 B22.92 T75.84
Journeyman	W45.92 B22.92 T68.84

Craft: Painter-Elevated Water Tanks

APPRENTICE RATE SCHEDULE

INTERVAL	PERIOD AND RATES									
	SEE	PAINTER	BRIDGES							

Craft: Painter-Elevated Water Tanks

COMMENTS/NOTES

These rates apply to: All new and repaint elevated water tanks (interior and exterior).

FOREMEN REQUIREMENTS:

- When there are 4 or more Painters on a job, 1 shall be designated a Foreman.
- When there are 15 or more Painters on a job, 1 shall be designated a General Foreman.

The regular workday shall consist of 8 hours between 7:00 AM and 5:30 PM.

SHIFT DIFFERENTIALS:

- The second shift shall receive an additional 10% of the hourly rate, per hour, and the third shift shall receive an additional 15% of the hourly rate, per hour.

OVERTIME:

- Hours in excess of 8 per day, Monday through Friday, and all hours on Saturdays and Sundays shall be paid at time and one-half the regular rate. All hours on holidays shall be paid at double the regular rate.
- Saturday or Sunday may be used to make up a day lost to inclement weather, at straight time.
- Four 10-hour days may be worked, at straight time, Monday through Friday.

RECOGNIZED HOLIDAYS: New Year's Day, President's Day, Memorial Day, July 4th, Labor Day, Presidential Election Day, Veterans' Day, Thanksgiving Day, Christmas Day. Saturday holiday observed the preceding Friday. Sunday holiday observed the following Monday.

**NEW JERSEY DEPARTMENT OF LABOR AND WORKFORCE DEVELOPMENT
PREVAILING WAGE RATE DETERMINATION**

County - UNION

Craft: Painter-Structural Steel

PREVAILING WAGE RATE

	05/01/17
Foreman	W49.87 B23.26 T73.13
General Foreman	W51.87 B23.26 T75.13
Journeyman	W44.87 B23.26 T68.13

Craft: Painter-Structural Steel

APPRENTICE RATE SCHEDULE

INTERVAL	PERIOD AND RATES									
	SEE	PAINTER	BRIDGES							

Craft: Painter-Structural Steel

COMMENTS/NOTES

These rates apply to: All work in power plants (any aspect). On steeples, on dams, on hangers, transformers, substations, etc. and on open steel, whether new or repaint. All new work (excluding traditional commercial painting work) in refineries, tank farms, water/sewerage treatment facilities and on pipelines.

FOREMEN REQUIREMENTS:

- When there are 4 or more Painters on a job, 1 shall be designated a Foreman.
- When there are 15 or more Painters on a job, 1 shall be designated a General Foreman.

The regular workday shall consist of 8 hours between 7:00 AM and 5:30 PM.

SHIFT DIFFERENTIALS:

- The second shift shall receive an additional 10% of the hourly rate, per hour, and the third shift shall receive an additional 15% of the hourly rate, per hour.

OVERTIME:

- Hours in excess of 8 per day, Monday through Friday, and all hours on Saturdays and Sundays shall be paid at time and one-half the regular rate. All hours on holidays shall be paid at double the regular rate.
- Saturday or Sunday may be used to make up a day lost to inclement weather, at straight time.
- Four 10-hour days may be worked, at straight time, Monday through Friday.

RECOGNIZED HOLIDAYS: New Year's Day, President's Day, Memorial Day, July 4th, Labor Day, Presidential Election Day, Veterans' Day, Thanksgiving Day, Christmas Day. Saturday holiday observed the preceding Friday. Sunday holiday observed the following Monday.

**NEW JERSEY DEPARTMENT OF LABOR AND WORKFORCE DEVELOPMENT
PREVAILING WAGE RATE DETERMINATION**

County - UNION

Craft: Paperhanger - New Construction

PREVAILING WAGE RATE

	05/01/17
Foreman	W45.32 B21.44 T66.76
Journeyman	W41.20 B22.01 T63.21

Craft: Paperhanger - New Construction

APPRENTICE RATE SCHEDULE

INTERVAL	PERIOD AND RATES									
4 Months	30%	40%	50%	60%	70%	75%	80%	85%	90%	
Benefits	Intervals	1 to 3 =	8.00	Intervals	4 to 6 =	10.00	Intervals	7 to 9 =	11.00	

Ratio of Apprentices to Journeymen - 1:4

Craft: Paperhanger - New Construction

COMMENTS/NOTES

APPRENTICE RATE SCHEDULE FOR THOSE APPRENTICES ENTERING PROGRAM ON 5-1-14:

INTERVAL	PERIOD AND RATES							
6 Months	40%	45%	55%	65%	70%	75%	80%	90%
Benefits	8.00	8.00	10.00	10.00	11.00	11.00	14.00	14.00

FOREMEN REQUIREMENTS:

- When there are 4 or more Paperhangers on a job, 1 shall be designated a Foreman.

The regular workday shall consist of 8 hours between 7:00 AM and 5:30 PM.

SHIFT DIFFERENTIALS:

- The second shift shall receive an additional 10% of the hourly rate, per hour, and the third shift shall receive an additional 15% of the hourly rate, per hour.

OVERTIME:

- Hours in excess of 8 per day, Monday through Friday, and all hours on Saturdays shall be paid at time and one-half the regular rate. All hours on Sundays and holidays shall be paid at double the regular rate.
- Saturday or Sunday may be used to make up a day lost to inclement weather, at straight time.
- Four 10-hour days may be worked, at straight time, Monday through Friday.

RECOGNIZED HOLIDAYS: New Year's Day, President's Day, Memorial Day, July 4th, Labor Day, General Election Day, Veterans' Day, Thanksgiving Day, Christmas Day.

**NEW JERSEY DEPARTMENT OF LABOR AND WORKFORCE DEVELOPMENT
PREVAILING WAGE RATE DETERMINATION**

County - UNION

Craft: Paperhanger - Renovation

PREVAILING WAGE RATE

	05/01/17
Foreman	W35.06 B18.53 T53.59
Journeyman	W31.88 B18.53 T50.41

Craft: Paperhanger - Renovation

APPRENTICE RATE SCHEDULE

INTERVAL	PERIOD AND RATES									
	SEE	PAPER-	HANGER	NEW	CONSTR	TION				
					UC					

Ratio of Apprentices to Journeymen - 1:4

Craft: Paperhanger - Renovation

COMMENTS/NOTES

NOTE: These rates may only be used on jobs where no major alterations occur, and where not more than 3 other trades are present on the job, but may NOT, under any circumstances, be used for work on bridges, stacks, elevated tanks, or generating stations.

FOREMEN REQUIREMENTS:

- When there are 4 or more Paperhangers on a job, 1 shall be designated a Foreman.

OVERTIME:

- Hours in excess of 8 per day and 40 per week shall be paid at time and one-half the regular rate.

- Four 10-hour days may be worked, at straight time, Monday through Sunday.

**NEW JERSEY DEPARTMENT OF LABOR AND WORKFORCE DEVELOPMENT
PREVAILING WAGE RATE DETERMINATION**

County - UNION

ANY new construction.

RECOGNIZED HOLIDAYS: New Year's Day, Presidents' Day, Memorial Day, July 4th, Labor Day, Presidential Election Day, Veterans' Day, Thanksgiving Day, Christmas Day. Sunday holidays are observed the following Monday.

**NEW JERSEY DEPARTMENT OF LABOR AND WORKFORCE DEVELOPMENT
PREVAILING WAGE RATE DETERMINATION**

County - UNION

Craft: Plasterer

PREVAILING WAGE RATE

See Bricklayer, Stone Mason Rates

Craft: Plasterer

COMMENTS/NOTES

See BRICKLAYER, STONE MASON Rates

**NEW JERSEY DEPARTMENT OF LABOR AND WORKFORCE DEVELOPMENT
PREVAILING WAGE RATE DETERMINATION**

County - UNION

Craft: Plumber PREVAILING WAGE RATE

	05/01/17
Foreman	W56.87 B33.84 T90.71
General Foreman	W60.56 B33.84 T94.40
Journeyman	W52.66 B33.84 T86.50

Craft: Plumber APPRENTICE RATE SCHEDULE

INTERVAL	PERIOD AND RATES									
Yearly	30%	45%	55%	65%	75%					
Benefits	10.15	15.23	18.61	22.00	25.38					

Ratio of Apprentices to Journeymen - *

* Employers may employ 1 apprentice on any job where 1 or 2 journeymen are employed. Thereafter, 1 apprentice may be employed for every 4 journeymen.

Craft: Plumber COMMENTS/NOTES

FOREMAN REQUIREMENTS:

- On any job having 2 or more Plumbers, 1 must be designated a Foreman.
- On any job having 9 or more Plumbers, 2 shall be designated as Foremen.

The regular workday shall consist of 8 hours between 7:00 AM and 4:30 PM.

SHIFT DIFFERENTIALS:

- Shift work must continue for a minimum of 5 consecutive workdays.
- When two shifts are worked, the second shift shall work 7.5 hours and receive 8 hours pay, at a rate equal to the hourly rate plus 10%, inclusive of benefits.
- When a third shift is worked, the third shift shall work 7 hours and receive 8 hours pay, at a rate equal to the hourly rate plus 15%, inclusive of benefits.

OVERTIME:

- All hours in excess of 8 per day, or before or after the regular workday that are not shift work, Monday through Friday, and all hours on Saturday, shall be paid at time and one-half the regular rate, inclusive of benefits. All hours on Sunday and holidays, shall be paid at double the hourly rate, inclusive of benefits.
- Four 10-hour days may be worked, Monday to Thursday, at straight time. Friday may be used as a make-up day for a day lost due to inclement weather. If Friday is not a make-up day, all hours on Friday shall be paid at time and one-half, inclusive of benefits.

RECOGNIZED HOLIDAYS: New Year's Day, Presidents' Day, Memorial Day, July 4th, Labor Day, Presidential Election Day, Veterans' Day, Thanksgiving Day, Christmas Day. Sunday holidays will be observed the following Monday.

**NEW JERSEY DEPARTMENT OF LABOR AND WORKFORCE DEVELOPMENT
PREVAILING WAGE RATE DETERMINATION**

County - UNION

Craft: Roofer PREVAILING WAGE RATE

	06/06/16
Foreman	W36.52 B25.03 T61.55
Journeyman	W35.52 B25.03 T60.55

Craft: Roofer APPRENTICE RATE SCHEDULE

INTERVAL	PERIOD AND RATES									
6 Months	14.21	17.76	21.31	24.86	28.42	31.97				
Benefits	2.10	2.10	22.28	22.28	22.28	22.28				

Ratio of Apprentices to Journeymen - *

- * A) For roofing jobs that are of the 1 or single ply nature: 1:2 or fraction thereof
- B) For roofing jobs on new built up roofs: 1:3 or fraction thereof
- C) For roofing jobs that are of a tear-off nature: 1:2 or fraction thereof
- D) For roofing jobs {not requiring complete removal of existing systems, installation done over existing roof}: 1:3 or fraction thereof

Craft: Roofer COMMENTS/NOTES

Pitch: +.50 per hour

Mop Man: +.30 per hour

The regular workday consists of 8 hours between 8:00 AM and 4:30 PM.

OVERTIME:

Hours in excess of 8 per day, or before or after the regular workday, Monday through Friday, and all hours on Saturdays, Sundays, and holidays shall be paid at time and one-half the regular rate.

RECOGNIZED HOLIDAYS: New Year's Day, Good Friday, Memorial Day, July 4th, Labor Day, Presidential Election Day, Veterans' Day, Thanksgiving Day, Christmas Day.

**NEW JERSEY DEPARTMENT OF LABOR AND WORKFORCE DEVELOPMENT
PREVAILING WAGE RATE DETERMINATION**

County - UNION

Craft: Sheet Metal Worker

PREVAILING WAGE RATE

	08/02/16	06/01/17
Foreman	W49.99 B38.73 T88.72	W0.00 B0.00 T91.22
General Foreman	W50.99 B38.73 T89.72	W0.00 B0.00 T92.22
Journeyman	W46.49 B38.73 T85.22	W0.00 B0.00 T87.72

Craft: Sheet Metal Worker

APPRENTICE RATE SCHEDULE

INTERVAL	PERIOD AND RATES									
Yearly	35%	45%	55%	65%	of	Journey	man	Wage	Rate	
Benefit	35%	45%	55%	65%	of	Journey	man	Benefit	Rate	

Ratio of Apprentices to Journeymen - 1:4

Craft: Sheet Metal Worker

COMMENTS/NOTES

FOREMAN REQUIREMENTS:

- When there are 2 or more Sheet Metal Workers on a project, 1 must be designated a Foreman.
- When there are 17 or more Sheet Metal Workers on a project, 1 must be designated a General Foreman.
- When there is only 1 Sheet Metal Worker (1 Journeyman) on a project, he/she shall receive \$1.00 more than the regular Journeyman's rate.

The regular workday is 8 hours between 7:00 AM and 4:30 PM.

SHIFT DIFFERENTIAL:

- 2nd Shift (3:30 PM - 12:00 AM) : +17% of regular hourly rate
- Shift work must run for a minimum of 5 consecutive workdays.

OVERTIME:

- Hours in excess of 8 per day, or before or after the regular workday, that are not shift work, and the first 10 hours on Saturdays shall be paid at time and one-half of the regular rate, inclusive of benefits. Hours in excess of 10 per day on Saturday, and all hours on Sundays and holidays shall be at double the regular rate, inclusive of benefits.
- Four 10-hour days may be worked, Monday through Friday, at straight time, with hours in excess of 10 per day, and hours in excess of 40 per week paid at the overtime rates listed above.

RECOGNIZED HOLIDAYS: New Year's Day, Presidents' Day, Good Friday, Memorial Day, July 4th, Labor Day, Presidential Election Day, Veterans' Day, Thanksgiving Day, Christmas Day. Sunday holidays will be observed the following Monday.

**NEW JERSEY DEPARTMENT OF LABOR AND WORKFORCE DEVELOPMENT
PREVAILING WAGE RATE DETERMINATION**

County - UNION

Craft: Sprinkler Fitter

PREVAILING WAGE RATE

	01/01/17	07/01/17	01/01/18	07/01/18	01/01/19
Foreman	W62.93 B26.12 T89.05	W64.93 B26.12 T91.05	W64.38 B26.67 T91.05	W66.63 B26.67 T93.30	W66.08 B27.22 T93.30
General Foreman	W65.93 B26.12 T92.05	W67.93 B26.12 T94.05	W67.38 B26.67 T94.05	W69.63 B26.67 T96.30	W69.08 B27.22 T96.30
Journeyman	W58.83 B26.12 T84.95	W60.83 B26.12 T86.95	W60.28 B26.67 T86.95	W62.53 B26.67 T89.20	W61.98 B27.22 T89.20

Craft: Sprinkler Fitter

APPRENTICE RATE SCHEDULE

INTERVAL	PERIOD AND RATES									
	9.50	11.25	50%	55%	60%	65%	70%	75%	80%	85%
1000 Hours	9.50	11.25	50%	55%	60%	65%	70%	75%	80%	85%
Benefits	10.67	10.67	21.22	21.22	21.22	21.22	Intervals	7 to 10	Jourymn	Ben.

APPRENTICE RATE SCHEDULE FOR THOSE APPRENTICES REGISTERED AS OF 7-1-13:

INTERVAL	PERIOD AND RATES									
1000 hours	25%	30%	40%	45%	55%	60%	70%	75%	85%	90%
Benefits	10.67	10.67	21.22	21.22	21.22	21.22	Intervals	7 to 10	receive	Journeyman Ben.

Craft: Sprinkler Fitter

COMMENTS/NOTES

The regular workday consists of 8 consecutive hours between 6:00 AM and 4:30 PM.

FOREMAN REQUIREMENTS:

- The first Sprinkler Fitter on the job must be designated a Foreman.
- On any job having 12 or more Sprinkler Fitters, one must be designated a General Foreman.

SHIFT DIFFERENTIALS:

- Shift work must run for a minimum of 2 consecutive workdays.
- 2nd and 3rd shift shall receive an additional 15% of the regular rate, per hour.
- Any "off hours" shift starting at 8:00 PM or later shall receive an additional 25% of the regular rate, per hour.

OVERTIME:

The first 2 hours in excess of 8 per day, after the regular workday that are not shift work, Monday through Friday, shall be paid at time and one-half the regular rate. Hours worked in excess of 10 per day, Monday through Friday, and all hours on Saturday, Sunday and holidays, shall be paid double the regular rate.
Four 10 hour days may be worked, Monday through Thursday, at straight-time.

RECOGNIZED HOLIDAYS: New Year's Day, Presidents' Day, Good Friday, Memorial Day, July 4th, Labor Day, Presidential Election Day, Veterans Day, Thanksgiving Day, Christmas Day.

**NEW JERSEY DEPARTMENT OF LABOR AND WORKFORCE DEVELOPMENT
PREVAILING WAGE RATE DETERMINATION**

County - UNION

Craft: Tile Setter - Ceramic

PREVAILING WAGE RATE

	12/08/16
Finisher	W43.36 B29.09 T72.45
Setter	W56.13 B32.39 T88.52

Craft: Tile Setter - Ceramic

APPRENTICE RATE SCHEDULE

INTERVAL	PERIOD AND RATES									
750 Hours	50%	55%	60%	65%	70%	75%	85%	95%	100%	

Ratio of Apprentices to Journeymen - 1:4

Craft: Tile Setter - Ceramic

COMMENTS/NOTES

OVERTIME:

Hours in excess of 7 per day, and the first 10 hours on Saturdays shall be paid at time and one-half the hourly rate. All hours on Saturdays after 10 hours shall be paid double the hourly rate. All hours on Sundays and holidays shall be paid at double the hourly rate.

RECOGNIZED HOLIDAYS: New Year's Day, Memorial Day, July 4th, Labor Day, Thanksgiving Day, Christmas Day.

**NEW JERSEY DEPARTMENT OF LABOR AND WORKFORCE DEVELOPMENT
PREVAILING WAGE RATE DETERMINATION**

County - UNION

Craft: Tile Setter - Marble

PREVAILING WAGE RATE

	01/01/17	07/01/17	01/01/18
Tile Setter	W57.74 B34.26 T92.00	W58.18 B35.27 T93.45	W58.53 B36.37 T94.90

Craft: Tile Setter - Marble

APPRENTICE RATE SCHEDULE

INTERVAL	PERIOD AND RATES									
	50%	55%	65%	70%	75%	85%	90%	95%		
750 Hours										

Ratio of Apprentices to Journeymen - 1:4

Craft: Tile Setter - Marble

COMMENTS/NOTES

OVERTIME:

Hours in excess of 7 per day, Monday through Friday, and the first 7 hours on Saturdays shall be paid at time and one-half the regular rate, inclusive of benefits. Hours in excess of 7 on Saturdays, and all hours on Sundays and holidays shall be paid at double the regular rate, inclusive of benefits.

RECOGNIZED HOLIDAYS: New Year's Day, Presidents' Day, Good Friday, Memorial Day, July 4th, Labor Day, Columbus Day, Veterans' Day, Thanksgiving Day and the day after, Christmas Day. Sunday holidays observed the following Monday.

**NEW JERSEY DEPARTMENT OF LABOR AND WORKFORCE DEVELOPMENT
PREVAILING WAGE RATE DETERMINATION**

County - UNION

Craft: Tile Setter - Mosaic & Terrazzo

PREVAILING WAGE RATE

	01/01/17
Grinder or Assistant	W50.86 B34.14 T85.00
Mechanic	W52.46 B34.16 T86.62

Craft: Tile Setter - Mosaic & Terrazzo

APPRENTICE RATE SCHEDULE

INTERVAL	PERIOD AND RATES									
750 Hours	50%	55%	65%	70%	75%	85%	90%	95%		

Ratio of Apprentices to Journeymen - 1:5

Craft: Tile Setter - Mosaic & Terrazzo

COMMENTS/NOTES

The regular workday consists of 7 hours, between 8:00 AM and 3:30 PM.

OVERTIME:

- Hours in excess of 7 per day, or before or after the regular workday, Monday through Friday, and all hours on Saturdays shall be paid at time and one-half the hourly rate. All hours on Sundays and holidays shall be paid at double the hourly rate.

RECOGNIZED HOLIDAYS: New Year's Day, Presidents' Day, Good Friday, Monday after Easter, Memorial Day, July 4th, Labor Day, Columbus Day, Veterans' Day, Thanksgiving Day and the day after, Christmas Day. Sunday holidays observed the following Monday.

**NEW JERSEY DEPARTMENT OF LABOR AND WORKFORCE DEVELOPMENT
PREVAILING WAGE RATE DETERMINATION**

County - UNION

Craft: Truck Driver

PREVAILING WAGE RATE

	05/01/17	11/01/17	05/01/18	11/01/18
Bucket, Utility, Pick-up, Fuel Delivery trucks	W36.83 B33.78 T70.61	W36.83 B34.58 T71.41	W37.26 B35.40 T72.66	W37.66 B35.80 T73.46
Dump truck, Asphalt Distributor, Tack Spreader	W36.83 B33.78 T70.61	W36.83 B34.58 T71.41	W37.26 B35.40 T72.66	W37.66 B35.80 T73.46
Euclid-type vehicles (large, off-road equipment)	W36.98 B33.78 T70.76	W36.98 B34.58 T71.56	W37.41 B35.40 T72.81	W37.81 B35.80 T73.61
Helper on Asphalt Distributor truck	W36.83 B33.78 T70.61	W36.83 B34.58 T71.41	W37.26 B35.40 T72.66	W37.66 B35.80 T73.46
Slurry Seal, Seeding/Fertilizing/ Mulching truck	W36.83 B33.78 T70.61	W36.83 B34.58 T71.41	W37.26 B35.40 T72.66	W37.66 B35.80 T73.46
Straight 3-axle truck	W36.88 B33.78 T70.66	W36.88 B34.58 T71.46	W37.31 B35.40 T72.71	W37.71 B35.80 T73.51
Tractor Trailer (all types)	W36.98 B33.78 T70.76	W36.98 B34.58 T71.56	W37.41 B35.40 T72.81	W37.81 B35.80 T73.61
Vacuum or Vac-All truck (entire unit)	W36.83 B33.78 T70.61	W36.83 B34.58 T71.41	W37.26 B35.40 T72.66	W37.66 B35.80 T73.46
Winch Trailer	W37.08 B33.78 T70.86	W37.08 B34.58 T71.66	W37.51 B35.40 T72.91	W37.91 B35.80 T73.71

Craft: Truck Driver

COMMENTS/NOTES

BLENDED RATE:

When a truck driver is performing work on the site and also serving as a material delivery driver, the driver shall be paid a "blended rate" which shall be 80% of the above-listed wage rates, plus the full benefit rate. This rate shall be used when the driver "round robins" for a minimum of 6 hours during the work day.

HAZARDOUS WASTE REMOVAL:

- On hazardous waste removal work on a State designated hazardous waste site where the driver is in direct contact with hazardous materials and when personal protective equipment is required for respiratory, skin, and eye protection, the driver shall receive an additional \$3.00 per hour (with or without protective gear).
- A hazardous waste related certified worker at a designated hazardous waste site who is not working in a zone requiring level A, B or C personal protection shall receive an additional \$1.00 per hour.

TRUCK FOREMAN: \$.75 cents per hour above regular rate. Overtime shall be increased accordingly.

**NEW JERSEY DEPARTMENT OF LABOR AND WORKFORCE DEVELOPMENT
PREVAILING WAGE RATE DETERMINATION**

County - UNION

The regular workday shall be 8 hours, starting between 6:00 AM and 8:00 AM.

SHIFT DIFFERENTIAL:

- Shifts starting at 4:00 PM (2nd Shift): + \$2.50 per hour.
- Shifts starting at 12:00 AM (midnight/3rd Shift): time and one-half the hourly rate.
- Shifts starting at a time other than from 6:00 AM to 8:00 AM, when such hours are mandated by the project owner: + \$2.50 per hour.

OVERTIME:

- Hours in excess of 8 per day, or before or after the regular workday, Monday through Friday, that are not shift work, and all hours on Saturdays shall be paid at time and one-half the hourly rate. All hours on Sundays and holidays shall be paid at double the hourly rate.
- Employees may work four 10-hour days at straight time, Monday through Thursday, with Friday used as a make-up day for a lost day. If Friday is not a make-up day, then all hours on Friday shall be paid at time and one-half the hourly rate.

RECOGNIZED HOLIDAYS: New Year's Day, Presidents' Day, Memorial Day (Decoration Day), July 4th, Labor Day, Presidential Election Day, Veterans' Day, Thanksgiving Day, Christmas Day. Sunday holidays will be observed the following Monday. The day after Thanksgiving may be substituted for Veterans' Day.

**NEW JERSEY DEPARTMENT OF LABOR AND WORKFORCE DEVELOPMENT
PREVAILING WAGE RATE DETERMINATION**

County - UNION

Craft: Truck Driver-Material Delivery Driver

PREVAILING WAGE RATE

	05/01/12
Driver	W22.90 B10.17 T33.07

Craft: Truck Driver-Material Delivery Driver

COMMENTS/NOTES

BLENDED RATE:

When a truck driver is performing work on the site and also serving as a material delivery driver, the driver shall be paid a "blended rate". See the "Truck Driver" craft for the blended rates.

Truck Foreman/Shop Steward: +\$0.25 per hour

SHIFT DIFFERENTIALS:

- 2nd Shift shall receive an additional \$0.50 per hour
- 3rd Shift shall receive time and one-half the hourly rate.

OVERTIME:

- Hours in excess of 8 per day, or before or after the regular workday that are not shift work, Monday through Friday, and all hours on Saturday shall be paid at time and one-half the hourly rate. All hours on Sunday and holidays shall be paid at double the hourly rate.

RECOGNIZED HOLIDAYS: New Year's Day, President's Day, Memorial Day (Decoration Day), July 4th, Labor Day, Presidential Election Day, Veterans' Day, Thanksgiving Day, Christmas Day. Sunday holidays will be observed the following Monday. The day after Thanksgiving may be substituted for Veterans' Day.

**NEW JERSEY DEPARTMENT OF LABOR AND WORKFORCE DEVELOPMENT
PREVAILING WAGE RATE DETERMINATION**

County - UNION

Craft: Welder

PREVAILING WAGE RATE

Welder

Craft: Welder

COMMENTS/NOTES

Welders rate is the same as the craft to which the welding is incidental .

STATEWIDE RATES

OPERATING ENGINEERS **Rates Expiration Date : 06/30/2017**

{For apprentice rates refer to "Operating Engineers" apprentice rates in any county rate package}

The regular workday consists of 8 hours, Monday to Friday, between 6:00 AM and 4:30 PM.

SHIFT DIFFERENTIALS:

- Shift work must run for 5 consecutive workdays.
- When 2 shifts are worked, the second shift shall receive an additional 10% of the regular rate inclusive of benefits, per hour.
- When 3 shifts are worked, the second shift shall receive 8 hours pay for 7.5 hours of work, plus an additional 10% of the regular rate inclusive of benefits, per hour. The third shift shall receive 8 hours pay for 7 hours of work, plus an additional 15% of the regular rate inclusive of benefits, per hour.
- When such hours are mandated by the project owner, a shift that starts between 8:00 PM and midnight and ends by 6:00 AM Saturday, or that starts after 8:00 PM on Sunday, provided there are consecutive hours of work within the shift, shall receive an additional 15% of the regular rate, inclusive of benefits.
- On Highway, Road, Street, and Sewer projects irregular shifts starting between 5:00 PM and 12:00 AM may be worked Monday through Friday, and shall receive an additional 15% of the regular rate, inclusive of benefits. When working with other trades that receive a higher irregular shift rate, the Operating Engineer shall also receive the higher irregular shift rate.

OVERTIME:

- Hours in excess of 8 per day, or outside of the regular workday, Monday through Friday, that are not shift work, and all hours on Saturdays shall be paid at time and one-half the regular rate, inclusive of benefits. All hours on Sundays and holidays shall be paid at double the regular rate, inclusive of benefits.
- Four 10-hour days may be worked, Monday through Thursday, at straight time, with all hours on Friday paid at time and one-half the regular rate, inclusive of benefits.

RECOGNIZED HOLIDAYS: New Year's Day, Presidents' Day, Memorial Day, July 4th, Labor Day, Veterans' Day, Thanksgiving Day, Christmas Day. Sunday holidays observed the following Monday. When all trades on a particular job site agree, the day after Thanksgiving may be substituted for Veteran's Day.

On hazardous waste removal work or asbestos removal work, on a state or federally designated hazardous waste site, where the operating engineer is in direct contact with hazardous material and when personal protective equipment is required for respiratory, skin, and eye protection, the operating engineer shall receive an additional 20% of the hourly wage, per hour.

OPERATING ENGINEERS **Rates Expiration Date : 06/30/2017**

Effective Dates:

02/15/2017

Rate	Fringe	Total
47.63	30.63	78.26

CLASSIFICATIONS:

- A-Frame
- Backhoe (combination)
- Boom Attachment on loaders (Except pipehook)
- Boring & Drilling Machine
- Brush Chopper, Brush Shredder, Tree Shredder
- Bulldozer, finish grade
- Cableway
- Carryall
- Concrete Pump
- Concrete Pumping System (Pumpcrete & similar types)
- Conveyor, 125 feet or longer
- Drill Doctor (Duties include dust collector and maintenance)
- Front End Loader (2 cu. yds. but less than 5 cu. yds.)
- Grader, finish
- Groove Cutting Machine (ride-on type)
- Heater Planer
- Hoist (all types including steam, gas, diesel, electric, air hydraulic, single and double drum, concrete, brick shaft caisson, snorkle roof, and other similar types, Except Chicago-boom type)
- Hydraulic Crane (10 tons & under)
- Hydro-Axe
- Hydro-Blaster
- Jack (screw, air hydraulic, power-operated unit, or console type, Except hand jack or pile load test type)
- Log Skidder

OPERATING ENGINEERS **Rates Expiration Date : 06/30/2017**

Effective Dates:

02/15/2017

Rate	Fringe	Total
47.63	30.63	78.26

CLASSIFICATIONS:

- Pan
- Paver, concrete
- Plate & Frame Filter Press
- Pumpcrete (unit type)
- Pumpcrete, Squeezecrete, or Concrete Pumping machine
(regardless of size)
- Scraper
- Side Boom
- Straddle Carrier (Ross and similar types)
- Vacuum Truck
- Whiphammer
- Winch Truck (hoisting)

OPERATING ENGINEERS **Rates Expiration Date : 06/30/2017**

Effective Dates:

02/15/2017

Rate	Fringe	Total
45.72	30.63	76.35

CLASSIFICATIONS:

- Asphalt Curbing Machine
- Asphalt Plant Engineer
- Asphalt Spreader
- Autograde Curb Trimmer & Sidewalk Shoulder Slipform (CMI & similar types)
- Autograde Curecrete Machine (CMI & similar types)
- Autograde Tube Finisher & Texturing Machine (CMI & similar types)
- Bar Bending Machines (Power)
- Batcher, Batching Plant, & Crusher [On Site]
- Belt Conveyor System
- Boom-Type Skimmer Machine
- Bridge Deck Finisher
- Bulldozer (all sizes)
- Captain (Power Boats)
- Car Dumper (railroad)
- Compressor & Blower unit for loading/unloading of concrete, cement, fly ash, or similar type materials (used independently or truck-mounted)
- Compressor (2 or 3 battery)
- Concrete Breaking Machine
- Concrete Cleaning/Decontamination Machine
- Concrete Finishing Machine
- Concrete Saw or Cutter (ride-on type)
- Concrete Spreader (Hetzl, Rexomatic & similar types)
- Concrete Vibrator

OPERATING ENGINEERS **Rates Expiration Date : 06/30/2017**

Effective Dates:

02/15/2017

Rate	Fringe	Total
45.72	30.63	76.35

CLASSIFICATIONS:

- Conveyors - under 125 feet
- Crane Signalman
- Crushing Machine
- Directional Boring Machine
- Ditching Machine - Small (Ditchwitch, Vermeer or similar types)
- Dope Pot - Mechanical (with or without pump)
- Dumpster
- Elevator
- Fireman
- Fork Lift (Economobile, Lull & similar types)
- Front End Loader (1 cu. yd. and over but less than 2 cu. yds.)
- Generator (2 or 3 battery)
- Giraffe Grinder
- Grader & Motor Patrols
- Grout Pump
- Gunnite Machine (Excluding nozzle)
- Hammer - Vibratory (in conjunction with generator)
- Heavy Equipment Robotics - Operator/Technician
- Hoist (roof, tugger, aerial platform hoist, house car)
- Hopper
- Hopper Doors (power operated)
- Ladder (motorized)
- Laddervator

OPERATING ENGINEERS **Rates Expiration Date : 06/30/2017**

Effective Dates:

02/15/2017

Rate	Fringe	Total
45.72	30.63	76.35

CLASSIFICATIONS:

Locomotive (Dinky-type)

Maintenance Utility Man

Master Environmental Maintenance Technician

Mechanic

Mixer (Except paving mixers)

Pavement Breaker (truck-mounted or small self-propelled
ride-on type)

Pavement Breaker - maintenance of compressor or hydraulic unit

Pipe Bending Machine (power)

Pitch Pump

Plaster Pump (regardless of size)

Post Hole Digger (post pounder, auger)

Roller (black top)

Scale (power)

Seamen Pulverizing Mixer

Shoulder Widener

Silo

Skimmer Machine (boom type)

Steel Cutting Machine (service & maintenance)

Tamrock Drill

Tractor

Transfer Machines

Tug Captains

Tug Master (Power Boats)

OPERATING ENGINEERS **Rates Expiration Date : 06/30/2017**

Effective Dates:

02/15/2017

Rate	Fringe	Total
45.72	30.63	76.35

CLASSIFICATIONS:

Ultra High Pressure Waterjet Cutting Tool System -
Operator/Maintenance Technician

Vacuum Blasting Machine - Operator/Maintenance Technician

Vibrating Plant (used with unloading)

Welder & Repair Mechanic

Effective Dates:

02/15/2017

Rate	Fringe	Total
42.38	30.63	73.01

CLASSIFICATIONS:

Assistant Engineer/Oiler

Driller's Helper

Field Engineer - Transit man or Instrument man

Maintenance Apprentice (Deckhand)

Maintenance Apprentice (Oiler)

Mechanic's Helper

Off Road Back Dump

Effective Dates:

02/15/2017

Rate	Fringe	Total
39.80	30.63	70.43

CLASSIFICATIONS:

Field Engineer - Rodman or Chainman

TERRITORY
ENTIRE STATE

NEW JERSEY DEPARTMENT OF LABOR AND WORKFORCE DEVELOPMENT
PREVAILING WAGE RATE DETERMINATION

OPERATING ENGINEERS Rates Expiration Date : 06/30/2017

Effective Dates:

02/15/2017

Rate	Fringe	Total
49.96	30.63	80.59

CLASSIFICATIONS:

Lead Engineer, Foreman Engineer, Safety Engineer (minimum)

OPERATING ENGINEERS **Rates Expiration Date : 06/30/2017**

Effective Dates:

02/15/2017

Rate	Fringe	Total
49.22	30.63	79.85

CLASSIFICATIONS:

- Autograde Pavement Profiler (CMI & similar types)
- Autograde Pavement Profiler - Recycle Type (CMI & similar types)
- Autograde Placer/Trimmer/Spreader Combination (CMI & similar types)
- Autograde Slipform Paver (CMI & similar types)
- Backhoe (Excavator)
- Central Power Plant
- Concrete Paving Machine
- Draglines
- Drill, Bauer, AMI and similar types
- Drillmaster, Quarrymaster
- Drillmaster/Quarrymaster (down-the-hole drill), rotary drill, self-propelled hydraulic drill, self-powered drill
- Elevator Grader
- Field Engineer-Chief of Party
- Front End Loader (5 cu. yards or larger)
- Gradall
- Grader, Rago
- Helicopter Co-Pilot
- Helicopter Communications Engineer
- Juntann Pile Driver
- Locomotive (large)
- Mucking Machine
- Pavement & Concrete Breaker (Superhammer & Hoe Ram)

OPERATING ENGINEERS **Rates Expiration Date : 06/30/2017**

Effective Dates:

02/15/2017

Rate	Fringe	Total
49.22	30.63	79.85

CLASSIFICATIONS:

Pile Driver

Prentice Truck

Roadway Surface Grinder

Scooper (loader & shovel)

Shovel (Excavator)

Trackhoe (Excavator)

Tree Chopper with boom

Trenching Machine (cable plow)

Tunnel Boring Machine

OPERATING ENGINEERS **Rates Expiration Date : 06/30/2017**

Effective Dates:

02/15/2017

Rate	Fringe	Total
44.09	30.63	74.72

CLASSIFICATIONS:

- Chipper
- Compressor (single)
- Concrete Spreader (small type)
- Conveyor Loader (Except elevator graders)
- Engines, Large Diesel (1620 HP) & Staging Pump
- Farm Tractor
- Fertilizing Equipment (operation & maintenance)
- Fine Grade Machine (small type)
- Form Line Grader (small type)
- Front End Loader (under 1 cubic yard)
- Generator (single)
- Grease, Gas, Fuel, & Oil Supply Trucks
- Heaters (Nelson or other type)
- Lights - portable generating light plant
- Mixer, Concrete (small)
- Mulching Equipment (operation & maintenance)
- Power Broom or Sweeper
- Pump (diesel engine & hydraulic - regardless of power)
- Pump (larger than 2 inch suction, including submersible pumps)
- Road Finishing Machine (small type)
- Roller - grade, fill, or stone base
- Seeding Equipment (operation & maintenance)
- Sprinkler & Water Pump Trucks

OPERATING ENGINEERS Rates Expiration Date : 06/30/2017

Effective Dates:

02/15/2017

Rate	Fringe	Total
44.09	30.63	74.72

CLASSIFICATIONS:

Steam Generator or Boiler

Stone Spreader

Tamping Machine (vibrating ride-on type)

Temporary Heating Plant (Nelson or other type, including propane, natural gas, and flow-type units)

Water or Sprinkler Truck

Welding Machine (gas, diesel, or electric convertor, of any type)

Welding System - Multiple (rectifier transformer type)

Wellpoint Systems (including installation by bull gang and maintenance)

Effective Dates:

02/15/2017

Rate	Fringe	Total
51.04	30.63	81.67

CLASSIFICATIONS:

Helicopter Pilot/Engineer

Effective Dates:

02/15/2017

Rate	Fringe	Total
55.72	30.63	86.35

CLASSIFICATIONS:

Cranes, Derricks, Pile Driver (all types), over 100 tons and TOWER CRANE with boom (including jib and/or leads) 140 ft. and over

Effective Dates:

02/15/2017

Rate	Fringe	Total
54.72	30.63	85.35

CLASSIFICATIONS:

Cranes, Derricks, Pile Driver (all types), over 100 tons and TOWER CRANE with boom (including jib and/or leads) from 100 ft. to 139 ft.

OPERATING ENGINEERS **Rates Expiration Date : 06/30/2017**

Effective Dates:

02/15/2017

Rate	Fringe	Total
51.22	30.63	81.85

CLASSIFICATIONS:

Cranes, Derricks, Pile Driver (all types) , under 100 tons with a boom (including jib and/or leads) 140 ft. and over

Effective Dates:

02/15/2017

Rate	Fringe	Total
53.72	30.63	84.35

CLASSIFICATIONS:

Cranes, Derricks, Pile Driver (all types), over 100 tons and TOWER CRANE with a boom (including jib and/or leads) under 100 ft.

Effective Dates:

02/15/2017

Rate	Fringe	Total
50.22	30.63	80.85

CLASSIFICATIONS:

Cranes, Derricks, Pile Driver (all types), under 100 tons with a boom (including jib and/or leads) from 100 ft. to 139 ft.

STRUCTURAL STEEL ERECTION **Rates Expiration Date : 06/30/2017**

{For apprentice rates refer to "Operating Engineers" apprentice rates in any county rate package}

The regular workday consists of 8 hours, Monday to Friday, between 6:00 AM and 4:30 PM.

SHIFT DIFFERENTIALS:

- Shift work must run for 5 consecutive workdays.
- When 2 shifts are worked, the second shift shall receive an additional 10% of the regular rate inclusive of benefits, per hour.
- When 3 shifts are worked, the second shift shall receive 8 hours pay for 7.5 hours of work, plus an additional 10% of the regular rate inclusive of benefits, per hour. The third shift shall receive 8 hours pay for 7 hours of work, plus an additional 15% of the regular rate inclusive of benefits, per hour.
- When such hours are mandated by the project owner, a shift that starts between 8:00 PM and midnight and ends by 6:00 AM Saturday, or that starts after 8:00 PM on Sunday, provided there are consecutive hours of work within the shift, shall receive an additional 15% of the regular rate, inclusive of benefits.
- On Highway, Road, Street, and Sewer projects irregular shifts starting between 5:00 PM and 12:00 AM may be worked Monday through Friday, and shall receive an additional 15% of the regular rate, inclusive of benefits. When working with other trades that receive a higher irregular shift rate, the Operating Engineer shall also receive the higher irregular shift rate.

OVERTIME:

- Hours in excess of 8 per day, or outside of the regular workday, Monday through Friday, that are not shift work, and all hours on Saturdays shall be paid at time and one-half the regular rate, inclusive of benefits. All hours on Sundays and holidays shall be paid at double the regular rate, inclusive of benefits.
- Four 10-hour days may be worked, Monday through Thursday, at straight time, with all hours on Friday paid at time and one-half the regular rate, inclusive of benefits.

RECOGNIZED HOLIDAYS: New Year's Day, Presidents' Day, Memorial Day, July 4th, Labor Day, Veterans' Day, Thanksgiving Day, Christmas Day. Sunday holidays observed the following Monday. When all trades on a particular job site agree, the day after Thanksgiving may be substituted for Veteran's Day.

On hazardous waste removal work or asbestos removal work, on a state or federally designated hazardous waste site, where the operating engineer is in direct contact with hazardous material and when personal protective equipment is required for respiratory, skin, and eye protection, the operating engineer shall receive an additional 20% of the hourly wage, per hour.

Effective Dates:

02/15/2017

Rate	Fringe	Total
52.85	30.63	83.48

CLASSIFICATIONS:

Helicopter Pilot or Engineer

STRUCTURAL STEEL ERECTION **Rates Expiration Date : 06/30/2017**

Effective Dates:

02/15/2017

Rate	Fringe	Total
48.79	30.63	79.42

CLASSIFICATIONS:

A-Frame

Cherry Picker -10 tons or less (Over 10 tons use crane rate)

Hoist (all types Except Chicago-boom)

Jack (screw, air hydraulic, power-operated unit or console type, Except hand jack or pile load test type)

Side Boom

Straddle Carrier

Effective Dates:

02/15/2017

Rate	Fringe	Total
46.13	30.63	76.76

CLASSIFICATIONS:

Aerial Platform Used On Hoists

Apprentice Engineer/Oiler with Compressor or Welding Machine

Captain (Power Boats)

Compressor (2 or 3 in battery)

Conveyor or Tugger Hoist

Elevator or House Car

Fireman

Forklift

Generator (2 or 3)

Maintenance Utility Man

Tug Master (Power Boats)

Welding Machines, Gas or Electric Converters on any type-2 or 3 in battery including diesels

STRUCTURAL STEEL ERECTION **Rates Expiration Date : 06/30/2017**

Effective Dates:

02/15/2017

Rate	Fringe	Total
44.60	30.63	75.23

CLASSIFICATIONS:

Compressor (Single)

Generators

Welding Machines, Gas, Diesel, Or Electric Converters of any type-single

Welding System, Multiple (Rectifier Transformer Type)

Effective Dates:

02/15/2017

Rate	Fringe	Total
42.84	30.63	73.47

CLASSIFICATIONS:

Assistant Engineer/Oiler

Drillers Helper

Field Engineer - Transit/Instrument Man

Maintenance Apprentice (Deckhand)

Maintenance Apprentice (Oiler)

Effective Dates:

02/15/2017

Rate	Fringe	Total
50.41	30.63	81.04

CLASSIFICATIONS:

Lead Engineer, Foreman Engineer, Safety Engineer (Minimum)

Effective Dates:

02/15/2017

Rate	Fringe	Total
39.80	30.63	70.43

CLASSIFICATIONS:

Field Engineer - Rodman or Chainman

TERRITORY
ENTIRE STATE

NEW JERSEY DEPARTMENT OF LABOR AND WORKFORCE DEVELOPMENT
PREVAILING WAGE RATE DETERMINATION

STRUCTURAL STEEL ERECTION **Rates Expiration Date : 06/30/2017**

Effective Dates:

02/15/2017

Rate	Fringe	Total
49.55	30.63	80.18

CLASSIFICATIONS:

Field Engineer-Chief of Party

Effective Dates:

02/15/2017

Rate	Fringe	Total
57.74	30.63	88.37

CLASSIFICATIONS:

Cranes (all cranes, land or floating with booms, including jib, 140 ft. and over, above ground). Derricks (all derricks, land, floating or Chicago Boom type with booms including jib, 140 ft. and over, above ground), and Pile Drivers (all types) over 100 tons and Tower Cranes.

Effective Dates:

02/15/2017

Rate	Fringe	Total
56.08	30.63	86.71

CLASSIFICATIONS:

Cranes (all cranes, land or floating with booms including jib, less than 140 ft. above ground), Derricks (all derricks, land, floating or Chicago Boom type with booms including jib, less than 140 ft. above ground), Pile Drivers (all types), over 100 tons and Tower Crane.

Effective Dates:

02/15/2017

Rate	Fringe	Total
53.24	30.63	83.87

CLASSIFICATIONS:

Cranes (all cranes, land or floating with booms including jib, 140 ft. and over, above ground), Derricks (all derricks, land, floating or Chicago Boom type with booms including jib, 140 ft. and over, above ground), Pile Drivers (all types), under 100 tons.

Effective Dates:

02/15/2017

Rate	Fringe	Total
51.58	30.63	82.21

CLASSIFICATIONS:

Cranes (all cranes, land or floating with booms including jib, less than 140 ft. above ground), Derricks (all derricks, land, floating or Chicago Boom type with booms including jib, less than 140 ft. above ground), Pile Drivers (all types), under 100 tons.

TERRITORY
ENTIRE STATE

NEW JERSEY DEPARTMENT OF LABOR AND WORKFORCE DEVELOPMENT
PREVAILING WAGE RATE DETERMINATION

STRUCTURAL STEEL ERECTION Rates Expiration Date : 06/30/2017

Effective Dates:

02/15/2017

Rate	Fringe	Total
53.24	30.63	83.87

CLASSIFICATIONS:

Helicopter Co-Pilot

Helicopter Communications Engineer

TEST BORING PRELIMINARY TO CONSTRUCTION-SOUTH/WEST **Rates Expiration Date : 06/30/2017**

THESE RATES APPLY IN THE FOLLOWING COUNTIES ONLY:

Atlantic, Burlington, Camden, Cape May, Cumberland, Gloucester, Hunterdon, Mercer, Monmouth, Ocean, Salem, Sussex, Warren

The regular workday consists of 8 hours, Monday to Friday, between 6:00 AM and 4:30 PM.

SHIFT DIFFERENTIALS:

- Shift work must run for 5 consecutive workdays.
- When 2 shifts are worked, the second shift shall receive an additional 10% of the regular rate inclusive of benefits, per hour.
- When 3 shifts are worked, the second shift shall receive 8 hours pay for 7.5 hours of work, plus an additional 10% of the regular rate inclusive of benefits, per hour. The third shift shall receive 8 hours pay for 7 hours of work, plus an additional 15% of the regular rate inclusive of benefits, per hour.
- When such hours are mandated by the project owner, a shift that starts between 8:00 PM and midnight and ends by 6:00 AM Saturday, or that starts after 8:00 PM on Sunday, provided there are consecutive hours of work within the shift, shall receive an additional 15% of the regular rate, inclusive of benefits.
- On Highway, Road, Street, and Sewer projects irregular shifts starting between 5:00 PM and 12:00 AM may be worked Monday through Friday, and shall receive an additional 15% of the regular rate, inclusive of benefits. When working with other trades that receive a higher irregular shift rate, the Operating Engineer shall also receive the higher irregular shift rate.

OVERTIME:

- Hours in excess of 8 per day, or outside of the regular workday, Monday through Friday, that are not shift work, and all hours on Saturdays shall be paid at time and one-half the regular rate, inclusive of benefits. All hours on Sundays and holidays shall be paid at double the regular rate, inclusive of benefits.
- Four 10-hour days may be worked, Monday through Thursday, at straight time, with all hours on Friday paid at time and one-half the regular rate, inclusive of benefits.

RECOGNIZED HOLIDAYS: New Year's Day, Presidents' Day, Memorial Day, July 4th, Labor Day, Veterans' Day, Thanksgiving Day, Christmas Day. Sunday holidays observed the following Monday. When all trades on a particular job site agree, the day after Thanksgiving may be substituted for Veteran's Day.

On hazardous waste removal work or asbestos removal work, on a state or federally designated hazardous waste site, where the operating engineer is in direct contact with hazardous material and when personal protective equipment is required for respiratory, skin, and eye protection, the operating engineer shall receive an additional 20% of the hourly wage, per hour.

Effective Dates:

02/15/2017

Rate	Fringe	Total
49.22	30.63	79.85

CLASSIFICATIONS:

Driller

Effective Dates:

02/15/2017

Rate	Fringe	Total
42.38	30.63	73.01

CLASSIFICATIONS:

Driller's Helper

FREE AIR TUNNEL JOBS **Rates Expiration Date : 08/31/2017**

{For apprentice rates refer to "Heavy & General" apprentice rates in any county rate package}

The regular workday consists of 8 hours, starting at 7:00 AM or 8:00 AM.

SHIFT DIFFERENTIALS:

- Shifts must start at 3:00 PM, 4:00 PM, 12:00 AM, or 1:00 AM, to be considered shift work, except when the project owner mandates special hours of work in the job specifications, in which case those hours may be considered shift work.
- When such hours are mandated by the project owner, a shift that begins before midnight on Friday and ends on Saturday morning, or that begins at or after 8:00 PM on Sunday and ends on Monday morning may be paid at the shift differential rate.
- Shifts shall receive an additional \$2.50 per hour.

OVERTIME:

- Hours in excess of 8 per day, Monday through Friday, or outside of the regular workday that are not shift work, and all hours on Saturdays, shall be paid at time and one-half the hourly rate. All hours on Sundays and holidays shall be paid at double the hourly rate.
- Four 10-hour days may be worked, Monday through Thursday, at straight time, with Friday used as a make-up day for a day lost to inclement weather. If Friday is not a make-up day, all hours on Friday shall be paid at time and one-half the hourly rate.

RECOGNIZED HOLIDAYS: New Year's Day, Presidents' Day, Memorial Day, July 4th, Labor Day, Presidential Election Day, Veterans' Day, Thanksgiving Day, Christmas Day. Sunday holidays observed the following Monday. Veterans Day may be substituted for the day after Thanksgiving. However, in the trading of Veterans Day for the day after Thanksgiving, if overtime is worked on Veterans Day, it shall be paid at double the hourly rate.

Hazardous Waste Work:

- where Level A, B, or C protection is required: + \$3.00/hr
- other Hazardous Waste site: + \$1.00/hr

Effective Dates:

03/01/2017

Rate	Fringe	Total
41.50	29.03	70.53

CLASSIFICATIONS:

Walking Boss & Superintendent

Effective Dates:

03/01/2017

Rate	Fringe	Total
41.20	29.03	70.23

CLASSIFICATIONS:

Heading Foreman, Shaft Foreman, Rod Foreman, Electrician Foreman, Rigging Foreman

FREE AIR TUNNEL JOBS **Rates Expiration Date : 08/31/2017**

Effective Dates:

03/01/2017

Rate	Fringe	Total
40.70	29.03	69.73

CLASSIFICATIONS:

Iron Foreman, Caulking Foreman, Form Foreman, Cement Finishing Foreman, Concrete Foreman, Track Foreman, Cleanup Foreman, Grout Foreman

Effective Dates:

03/01/2017

Rate	Fringe	Total
43.20	29.03	72.23

CLASSIFICATIONS:

Blaster

Effective Dates:

03/01/2017

Rate	Fringe	Total
40.15	29.03	69.18

CLASSIFICATIONS:

Top Labor Foreman

Effective Dates:

03/01/2017

Rate	Fringe	Total
39.80	29.03	68.83

CLASSIFICATIONS:

Skilled Men (including Caulker, Powder Carrier, all other skilled men)

Skilled Men (including Miner, Drill Runner, Iron Man, Conveyor Man, Manitenance Man, Safety Miner, Rigger, Block Layer, Cement Finisher, Tod Man)

Effective Dates:

03/01/2017

Rate	Fringe	Total
39.65	29.03	68.68

CLASSIFICATIONS:

Semi-Skilled Men (including Bell or Signal Man Top or Bottom, Form Worker & Mover, Concrete Worker, Shaft Man, Tunnel Laborer, Caulker's Helper, all other semi-skilled)

Semi-Skilled Men (including Miner's Helper, Chuck Tender, Track Man, Nipper, Brake Man, Derail Man, Cable Man, Hose Man, Gravel Man, Form Man)

TERRITORY
ENTIRE STATE

NEW JERSEY DEPARTMENT OF LABOR AND WORKFORCE DEVELOPMENT
PREVAILING WAGE RATE DETERMINATION

FREE AIR TUNNEL JOBS Rates Expiration Date : 08/31/2017

Effective Dates:

03/01/2017

Rate	Fringe	Total
39.15	29.03	68.18

CLASSIFICATIONS:

All Others (including Powder Watchman, Change House Attendant, Top Laborer)

DRILL FOR GROUND WATER SUPPLY **Rates Expiration Date : 06/30/2017**

The well driller and/or helper may perform all work relative to the construction, finishing, and servicing of wells, pumps and borings for ground water supply. The present methods of well drilling entailing as they do, many diverse job operations calling for drilling, pump discharge, piping, and the operation of various types of related power equipment, shall all be within the job duties and functions of the well driller and/or helper. In the event that an extension of work should occur beyond water well drilling functions, into the field of general construction work, such extension of work would come under the appropriate rates listed elsewhere in this wage determination.

- For Work Hours, Shift Differentials, Overtime Rates, and Recognized Holidays see the "Operating Engineers" section of this wage determination.

Effective Dates:

02/15/2017

Rate	Fringe	Total
47.97	30.63	78.60

CLASSIFICATIONS:

Driller

Effective Dates:

02/15/2017

Rate	Fringe	Total
41.13	30.63	71.76

CLASSIFICATIONS:

Driller's Helper

OPERATING ENGINEERS MARINE-DREDGING **Rates Expiration Date : 09/30/2018**

NOTE: Boat crews carrying explosive material (dynamite, pourfex, and other similar materials) shall be paid at 120% of the hourly wage rate for hours engaged in handling of said materials. Employees required to possess a Hazardous Material Certification as a condition of employment shall be compensated at 120% of the hourly wage rate.

OVERTIME:

Hours in excess of 40 per week, and all hours on Saturdays and Sundays, shall be paid at time and one-half the hourly rate. All hours on holidays shall be paid at double the hourly rate.

RECOGNIZED HOLIDAYS: New Year's Day, Martin Luther King Day, Good Friday, Memorial Day, July 4th, Labor Day, Veterans' Day, Thanksgiving Day, Christmas Day. Sunday holidays observed the following Monday.

Effective Dates:

10/01/2016			10/01/2017
Rate	Fringe	Total	Total
37.25	13.78	51.03	52.51

CLASSIFICATIONS:

Lead Dredgerman, Operator, Leverman

Licensed Tug Operator (over 1000 HP)

Effective Dates:

10/01/2016			10/01/2017
Rate	Fringe	Total	Total
32.22	13.38	45.60	46.95

CLASSIFICATIONS:

Derrick Operator, Spider/Spill Barge Operator

Engineer, Electrician, Chief Welder, Chief Mate

Fill Placer, Operator II

Licensed Boat Operator

Maintenance Engineer

Effective Dates:

10/01/2016			10/01/2017
Rate	Fringe	Total	Total
30.33	13.23	43.56	44.86

CLASSIFICATIONS:

Certified Welder

OPERATING ENGINEERS MARINE-DREDGING **Rates Expiration Date : 09/30/2018**

Effective Dates:

10/01/2016			10/01/2017
Rate	Fringe	Total	Total
29.50	12.86	42.36	43.64

CLASSIFICATIONS:

Mate, Drag Barge Operator, Steward, Assistant Fill Placer

Welder

Effective Dates:

10/01/2016			10/01/2017
Rate	Fringe	Total	Total
28.54	12.78	41.32	42.58

CLASSIFICATIONS:

Boat Operator

Effective Dates:

10/01/2016			10/01/2017
Rate	Fringe	Total	Total
23.71	12.10	35.81	36.92

CLASSIFICATIONS:

Shoreman, Deckhand, Rodman, Scowman

MICROSURFACING/SLURRY SEAL Rates Expiration Date : 02/28/2018

THESE RATES APPLY IN THE FOLLOWING COUNTIES ONLY:

Atlantic, Burlington, Camden, Cape May, Cumberland, Gloucester, Mercer, Ocean, Salem

IN ALL OTHER COUNTIES use the Heavy and General Laborers - North "Slurry Seal Laborer" rates.

SHIFT DIFFERENTIALS:

Any shift starting at 3:30 PM or later shall receive an additional \$0.35/hr

OVERTIME:

Hours in excess of 8 per day or 40 per week shall be paid at time and one-half the hourly rate. All hours on holidays shall be paid at double the hourly rate.

RECOGNIZED HOLIDAYS: New Year's Day, Washington's Birthday, Memorial Day, July 4th, Labor Day, Presidential Election Day, Veterans' Day, Thanksgiving Day, Christmas Day.

Effective Dates:

03/01/2017

Rate	Fringe	Total
36.50	21.27	57.77

CLASSIFICATIONS:

Foreman

Effective Dates:

03/01/2017

Rate	Fringe	Total
33.80	21.27	55.07

CLASSIFICATIONS:

Box man

Effective Dates:

03/01/2017

Rate	Fringe	Total
31.75	21.27	53.02

CLASSIFICATIONS:

Microsurface/Slurry Preparation

Effective Dates:

03/01/2017

Rate	Fringe	Total
31.75	21.27	53.02

CLASSIFICATIONS:

Squeegee man

TERRITORY
ENTIRE STATE

NEW JERSEY DEPARTMENT OF LABOR AND WORKFORCE DEVELOPMENT
PREVAILING WAGE RATE DETERMINATION

MICROSURFACING/SLURRY SEAL Rates Expiration Date : 02/28/2018

Effective Dates:

03/01/2017

Rate	Fringe	Total
30.30	21.27	51.57

CLASSIFICATIONS:

Cleaner, Taper

ASPHALT LABORERS - SOUTH Rates Expiration Date : 08/31/2017

"THESE RATES APPLY IN THE FOLLOWING COUNTIES ONLY: Atlantic, Burlington, Camden, Cape May, Cumberland, Gloucester, Mercer, Ocean, Salem

{For apprentice rates refer to "Laborer - Heavy & General" apprentice rates in any county rate package}

The regular workday consists of 8 hours, starting at 7:00 AM or 8:00 AM.

SHIFT DIFFERENTIALS:

- Shifts must start at 3:00 PM, 4:00 PM, 12:00 AM, or 1:00 AM, to be considered shift work, except when the project owner mandates special hours of work in the job specifications, in which case those hours may be considered shift work.
- When such hours are mandated by the project owner, a shift that begins before midnight on Friday and ends on Saturday morning, or that begins at or after 8:00 PM on Sunday and ends on Monday morning may be paid at the shift differential rate.
- Shifts shall receive an additional \$2.50 per hour.

OVERTIME:

- Hours in excess of 8 per day, Monday through Friday, or outside of the regular workday that are not shift work, and all hours on Saturdays, shall be paid at time and one-half the hourly rate. All hours on Sundays and holidays shall be paid at double the hourly rate.
- Four 10-hour days may be worked, Monday through Thursday, at straight time, with Friday used as a make-up day for a day lost to inclement weather. If Friday is not a make-up day, all hours on Friday shall be paid at time and one-half the hourly rate.

RECOGNIZED HOLIDAYS: New Year's Day, Presidents' Day, Memorial Day, July 4th, Labor Day, Presidential Election Day, Veterans' Day, Thanksgiving Day, Christmas Day. Sunday holidays observed the following Monday. Veterans Day may be substituted for the day after Thanksgiving. However, in the trading of Veterans Day for the day after Thanksgiving, if overtime is worked on Veterans Day, it shall be paid at double the hourly rate.

Hazardous Waste Work:

- where Level A, B, or C protection is required: + \$3.00/hr
- other Hazardous Waste site: + \$1.00/hr

Effective Dates:

03/01/2017

Rate	Fringe	Total
41.00	29.03	70.03

CLASSIFICATIONS:

Paving Foreman

Effective Dates:

03/01/2017

Rate	Fringe	Total
39.55	29.03	68.58

CLASSIFICATIONS:

Head Raker

Effective Dates:

03/01/2017

Rate	Fringe	Total
39.40	29.03	68.43

CLASSIFICATIONS:

Raker, Screedman, Luteman

TERRITORY
ENTIRE STATE

NEW JERSEY DEPARTMENT OF LABOR AND WORKFORCE DEVELOPMENT
PREVAILING WAGE RATE DETERMINATION

ASPHALT LABORERS - SOUTH Rates Expiration Date : 08/31/2017

Effective Dates:

03/01/2017

Rate	Fringe	Total
39.15	29.03	68.18

CLASSIFICATIONS:

Tampers, Smoothers, Kettlemen,
Painters, Shovelers, Roller Boys

Effective Dates:

03/01/2017

Rate	Fringe	Total
39.25	29.03	68.28

CLASSIFICATIONS:

Milling Controller

Effective Dates:

03/01/2017

Rate	Fringe	Total
39.45	29.03	68.48

CLASSIFICATIONS:

Traffic Control Coordinator

TEST BORING PRELIMINARY TO CONSTRUCTION-NORTH **Rates Expiration Date : 10/16/2018**

THESE RATES APPLY IN THE FOLLOWING COUNTIES ONLY:
Bergen, Essex, Hudson, Middlesex, Morris, Passaic, Somerset, Union

SHIFT DIFFERENTIAL:

Employees on a shift other than between the hours of 8:00 AM and 5:00 PM shall receive an additional \$1.00 per hour.

OVERTIME:

Hours in excess of 8 per day, Monday through Friday, and all hours on Saturday shall be paid at time and one-half the regular rate. All hours on Sundays and holidays shall be paid at double the regular rate.

RECOGNIZED HOLIDAYS: New Year's Day, Memorial Day, July 4th, Labor Day, Thanksgiving Day, and Christmas Day. Sunday holidays observed the following Monday.

Hazardous Waste Pay (for Levels A, B, and C): an additional 10% of the hourly rate, per hour.

A newly hired Helper with no experience in the industry shall be paid as follows:

- 1st year on the job - 70% of Helper wage rate
- 2nd year on the job - 80% of Helper wage rate
- 3rd year on the job - 90% of Helper wage rate
- All helpers receive full fringe benefit rate.

Effective Dates:

11/01/2016			10/17/2017
Rate	Fringe	Total	Total
30.96	24.76	55.72	57.17

CLASSIFICATIONS:

Helper (4th year helper)

Effective Dates:

11/01/2016			10/17/2017
Rate	Fringe	Total	Total
38.82	24.76	63.58	65.24

CLASSIFICATIONS:

Driller

Effective Dates:

11/01/2016			10/17/2017
Rate	Fringe	Total	Total
44.64	24.76	69.40	71.28

CLASSIFICATIONS:

Foreman

HEAVY & GENERAL LABORERS - NORTH **Rates Expiration Date : 08/31/2017**

THESE RATES APPLY IN THE FOLLOWING COUNTIES ONLY:

Bergen, Essex, Hudson, Hunterdon, Middlesex, Monmouth, Morris, Passaic, Somerset, Sussex, Union, Warren

{For apprentice rates refer to "Laborer - Heavy & General" apprentice rates in any county rate package}

The regular workday consists of 8 hours, starting at 7:00 AM or 8:00 AM.

SHIFT DIFFERENTIALS:

- Shifts must start at 3:00 PM, 4:00 PM, 12:00 AM, or 1:00 AM, to be considered shift work, except when the project owner mandates special hours of work in the job specifications, in which case those hours may be considered shift work.
- When such hours are mandated by the project owner, a shift that begins before midnight on Friday and ends on Saturday morning, or that begins at or after 8:00 PM on Sunday and ends on Monday morning may be paid at the shift differential rate.
- Shifts shall receive an additional \$2.50 per hour.

OVERTIME:

- Hours in excess of 8 per day, Monday through Friday, or outside of the regular workday that are not shift work, and all hours on Saturdays, shall be paid at time and one-half the hourly rate. All hours on Sundays and holidays shall be paid at double the hourly rate.
- Four 10-hour days may be worked, Monday through Thursday, at straight time, with Friday used as a make-up day for a day lost to inclement weather. If Friday is not a make-up day, all hours on Friday shall be paid at time and one-half the hourly rate.

RECOGNIZED HOLIDAYS: New Year's Day, Presidents' Day, Memorial Day, July 4th, Labor Day, Presidential Election Day, Veterans' Day, Thanksgiving Day, Christmas Day. Sunday holidays observed the following Monday. Veterans Day may be substituted for the day after Thanksgiving. However, in the trading of Veterans Day for the day after Thanksgiving, if overtime is worked on Veterans Day, it shall be paid at double the hourly rate.

Hazardous Waste Work:

- where Level A, B, or C protection is required: + \$3.00/hr
- other Hazardous Waste site: + \$1.00/hr

Effective Dates:

03/01/2017

Rate	Fringe	Total
38.75	29.03	67.78

CLASSIFICATIONS:

"D" Rate:

basic, landscape, asphalt, slurry seal, or railroad track laborer; utility meter installer; traffic director/flagman; salamander tender; pitman; dumpman; rakers or tampers on cold patch work; wrappers or coaters of pipe; waterproofer; timberman; wagon drill or drill master helper; powder carrier; magazine tender; signal man; power buggy operator; tree cutter; operator of basic power tools

Effective Dates:

03/01/2017

Rate	Fringe	Total
39.45	29.03	68.48

CLASSIFICATIONS:

"C" Rate:

pipe layer; laser man; conduit or duct line layer; operator of jack hammer, chipping hammer, pavement breaker, concrete cutter, asphalt cutter, sheet hammer, or walk-behind saw cutter; sandblaster; acetylene cutting or burning; wagon drill, directional drill, or hydraulic drill operator; drill master; core driller; traffic control coordinator; asphalt raker or lute man

HEAVY & GENERAL LABORERS - NORTH **Rates Expiration Date : 08/31/2017**

Effective Dates:

03/01/2017

Rate	Fringe	Total
39.70	29.03	68.73

CLASSIFICATIONS:

"B" Rate:

concrete finisher; setter of brick or stone pavers; stone cutter; form setter; manhole, catch basin, or inlet builder; asphalt screedman; rammer; hardscaping; gunite nozzle man

Effective Dates:

03/01/2017

Rate	Fringe	Total
43.25	29.03	72.28

CLASSIFICATIONS:

"A" Rate:

blaster

Effective Dates:

03/01/2017

Rate	Fringe	Total
41.00	29.03	70.03

CLASSIFICATIONS:

"FOREMAN" Rate:

labor foreman, asphalt foreman, drill foreman, pipe foreman, grade foreman, finisher foreman, concrete foreman

Effective Dates:

03/01/2017

Rate	Fringe	Total
42.00	29.03	71.03

CLASSIFICATIONS:

"GENERAL FOREMAN" Rate

HEAVY & GENERAL LABORERS - SOUTH **Rates Expiration Date : 08/31/2017**

THESE RATES APPLY IN THE FOLLOWING COUNTIES ONLY:

Atlantic, Burlington, Camden, Cape May, Cumberland, Gloucester, Mercer, Ocean, Salem

{For apprentice rates refer to "Laborer - Heavy & General" apprentice rates in any county rate package}

The regular workday consists of 8 hours, starting at 7:00 AM or 8:00 AM.

SHIFT DIFFERENTIALS:

- Shifts must start at 3:00 PM, 4:00 PM, 12:00 AM, or 1:00 AM, to be considered shift work, except when the project owner mandates special hours of work in the job specifications, in which case those hours may be considered shift work.
- When such hours are mandated by the project owner, a shift that begins before midnight on Friday and ends on Saturday morning, or that begins at or after 8:00 PM on Sunday and ends on Monday morning may be paid at the shift differential rate.
- Shifts shall receive an additional \$2.50 per hour.

OVERTIME:

- Hours in excess of 8 per day, Monday through Friday, or outside of the regular workday that are not shift work, and all hours on Saturdays, shall be paid at time and one-half the hourly rate. All hours on Sundays and holidays shall be paid at double the hourly rate.
- Four 10-hour days may be worked, Monday through Thursday, at straight time, with Friday used as a make-up day for a day lost to inclement weather. If Friday is not a make-up day, all hours on Friday shall be paid at time and one-half the hourly rate.

RECOGNIZED HOLIDAYS: New Year's Day, Presidents' Day, Memorial Day, July 4th, Labor Day, Presidential Election Day, Veterans' Day, Thanksgiving Day, Christmas Day. Sunday holidays observed the following Monday. Veterans Day may be substituted for the day after Thanksgiving. However, in the trading of Veterans Day for the day after Thanksgiving, if overtime is worked on Veterans Day, it shall be paid at double the hourly rate.

Hazardous Waste Work:

- where Level A, B, or C protection is required: + \$3.00/hr
- other Hazardous Waste site: + \$1.00/hr

Effective Dates:

03/01/2017

Rate	Fringe	Total
38.75	29.03	67.78

CLASSIFICATIONS:

basic, landscape, or railroad track laborer; utility meter installer; traffic director/flagman; salamander tender; pitman; dumpman; rakers or tampers on cold patch work; wrappers or coaters of pipe; waterproofers

tree cutter, timberman

Effective Dates:

03/01/2017

Rate	Fringe	Total
39.45	29.03	68.48

CLASSIFICATIONS:

wagon drill or drill master helper; powder carrier; magazine tender; signal man

HEAVY & GENERAL LABORERS - SOUTH **Rates Expiration Date : 08/31/2017**

Effective Dates:

03/01/2017

Rate	Fringe	Total
39.45	29.03	68.48

CLASSIFICATIONS:

pipe layer; laser man; conduit or duct line layer; operator of jack hammer, chipping hammer, pavement breaker, concrete cutter, asphalt cutter, sheet hammer, or walk-behind saw cutter; sandblaster; acetylene cutting or burning

Effective Dates:

03/01/2017

Rate	Fringe	Total
39.45	29.03	68.48

CLASSIFICATIONS:

wagon or directional drill operator; drill master

Effective Dates:

03/01/2017

Rate	Fringe	Total
43.25	29.03	72.28

CLASSIFICATIONS:

blaster

Effective Dates:

03/01/2017

Rate	Fringe	Total
41.00	29.03	70.03

CLASSIFICATIONS:

labor foreman, drill foreman, pipe foreman, grade foreman, finisher foreman, concrete foreman

Effective Dates:

03/01/2017

Rate	Fringe	Total
42.00	29.03	71.03

CLASSIFICATIONS:

general foreman

TERRITORY
ENTIRE STATE

NEW JERSEY DEPARTMENT OF LABOR AND WORKFORCE DEVELOPMENT
PREVAILING WAGE RATE DETERMINATION

HEAVY & GENERAL LABORERS - SOUTH Rates Expiration Date : 08/31/2017

Effective Dates:

03/01/2017

Rate	Fringe	Total
39.70	29.03	68.73

CLASSIFICATIONS:

concrete finisher; setter of brick or stone pavers; stone cutter; form setter; manhole, catch basin, or inlet builder; rammer; gunite nozzle man

PIPELINE - MAINLINE TRANSMISSION Rates Expiration Date : 06/04/2017

These rates apply to the following: welding on Transportation Mainline pipe lines (cross-country pipe lines, or any segments thereof, transporting coal, gas, oil, water or other transportable materials, vapors or liquids, including portions of such pipe lines within private property boundaries up to the final metering station or connection - the point where a valve, consumer connection, or town border station divides mainline transmission lines or higher pressure lateral and branch lines from lower pressure distribution systems).

PER DIEM PAYMENT:

In addition to the total wage rate paid for each craft, the following per diem (per day) amounts must also be paid - Pipeline Journeyman: \$42.50; Pipeline Journeyman Welder: \$102.50; and Pipeline Helper: \$42.50. Note: in order to receive the per diem payment an employee must work a minimum of 8 hours in a 24 hour period.

NOTES:

- Journeymen employed as "stringer bead" welders and journeymen who are regularly employed as "hot-pass" welders shall receive \$1.00 per hour more than other journeymen.
- Welders running "stringer bead" or "hot-pass" on "cutouts" or "tie-ins" on a production basis shall be paid \$1.00 per hour above the journeymen rate.
- Whenever a welder helper is employed using a power buffer or power grinder immediately behind the stringer bead and/or hot-pass welders, and the pipe gang is set on a production basis, the helper shall be paid \$2.00 per hour above the helper rate.
- If back welding is performed inside a pipe under either or both of the following conditions, the welder engaged in the welding will receive \$3.00 per hour above the regular rate for the job only for the days on which such back welding is performed:
 - The employer elects, as a regular procedure, to back weld each line-up. This condition is not intended to apply to occasional back welding performed by the pipe gang to repair a bead, to rectify a "high-lo" condition or wall thickness, etc.
 - A welder is required to back weld a completed weld behind the firing line.
- If the welder helper is required to go inside the pipe for the purpose of brushing, buffing and grinding the weld, they shall receive a wage rate \$1.00 per hour above the regular helper rate for the days involved.
- Welders working on "hot work" shall be paid \$2.00 per hour above the regular rate for each day engaged in such work. "Hot work" is defined as work on lines in service where there is the danger of fire or explosion.

The regular workday shall be 8 hours, between 8:00 AM and 4:30 PM.

OVERTIME:

Hours in excess of 8 per day, and all hours on Sundays shall be paid at time and one-half the regular rate, inclusive of benefits. All hours on holidays shall be paid at double the regular rate, inclusive of benefits.

RECOGNIZED HOLIDAYS: New Year's Day, July 4th, Labor Day, Thanksgiving Day, and Christmas Day. Sunday holidays observed the following Monday.

Effective Dates:

06/01/2016

Rate	Fringe	Total
54.56	26.59	81.15

CLASSIFICATIONS:

Pipeline Journeyman Welder

TERRITORY
ENTIRE STATE

NEW JERSEY DEPARTMENT OF LABOR AND WORKFORCE DEVELOPMENT
PREVAILING WAGE RATE DETERMINATION

PIPELINE - MAINLINE TRANSMISSION Rates Expiration Date : 06/04/2017

Effective Dates:

06/01/2016

Rate	Fringe	Total
54.56	26.59	81.15

CLASSIFICATIONS:

Pipeline Journeyman

Effective Dates:

06/01/2016

Rate	Fringe	Total
32.99	18.73	51.72

CLASSIFICATIONS:

Pipeline Helper

PIPELINE - GAS DISTRIBUTION **Rates Expiration Date : 10/31/2017**

These rates apply to the following: welding on gas line distribution systems (that portion of the gas distribution system placed in streets, roads, subways, tunnels, viaducts, highways and easements which serves the users of gas).

SHIFT DIFFERENTIALS:

An "irregular" shift may start any time from 5:00 PM to 12:00 AM, Monday through Friday, and shall receive an additional 15% of the regular rate per hour, inclusive of benefits.

OVERTIME:

Hours in excess of forty per week, and all hours on Saturdays shall be paid at time and one-half the regular rate, inclusive of benefits. All hours on Sundays and holidays shall be paid at double the regular rate, inclusive of benefits.

RECOGNIZED HOLIDAYS: New Year's Day, Memorial Day, July 4th, Labor Day, Thanksgiving Day, and Christmas Day. Sunday holidays observed the following Monday.

Effective Dates:

11/01/2016

Rate	Fringe	Total
57.58	21.55	79.13

CLASSIFICATIONS:

Pipeline Journeyman Welder

Effective Dates:

11/01/2016

Rate	Fringe	Total
57.58	21.55	79.13

CLASSIFICATIONS:

Pipeline Journeyman

Effective Dates:

11/01/2016

Rate	Fringe	Total
37.16	15.74	52.90

CLASSIFICATIONS:

Pipeline Helper

ASPHALT LABORERS- NORTH **Rates Expiration Date : 08/31/2017**

THESE RATES APPLY IN THE FOLLOWING COUNTIES ONLY:

Bergen, Essex, Hudson, Hunterdon, Middlesex, Monmouth, Morris, Passaic, Somerset, Sussex, Union, Warren

{For apprentice rates refer to "Laborer - Heavy & General" apprentice rates in any county rate package}

The regular workday consists of 8 hours, starting at 7:00 AM or 8:00 AM.

SHIFT DIFFERENTIALS:

- Shifts must start at 3:00 PM, 4:00 PM, 12:00 AM, or 1:00 AM, to be considered shift work, except when the project owner mandates special hours of work in the job specifications, in which case those hours may be considered shift work.
- When such hours are mandated by the project owner, a shift that begins before midnight on Friday and ends on Saturday morning, or that begins at or after 8:00 PM on Sunday and ends on Monday morning may be paid at the shift differential rate.
- Shifts shall receive an additional \$2.50 per hour.

OVERTIME:

- Hours in excess of 8 per day, Monday through Friday, or outside of the regular workday that are not shift work, and all hours on Saturdays, shall be paid at time and one-half the hourly rate. All hours on Sundays and holidays shall be paid at double the hourly rate.
- Four 10-hour days may be worked, Monday through Thursday, at straight time, with Friday used as a make-up day for a day lost to inclement weather. If Friday is not a make-up day, all hours on Friday shall be paid at time and one-half the hourly rate.

RECOGNIZED HOLIDAYS: New Year's Day, Presidents' Day, Memorial Day, July 4th, Labor Day, Presidential Election Day, Veterans' Day, Thanksgiving Day, Christmas Day. Sunday holidays observed the following Monday. Veterans Day may be substituted for the day after Thanksgiving. However, in the trading of Veterans Day for the day after Thanksgiving, if overtime is worked on Veterans Day, it shall be paid at double the hourly rate.

Hazardous Waste Work:

- where Level A, B, or C protection is required: + \$3.00/hr
- other Hazardous Waste site: + \$1.00/hr

Effective Dates:

03/01/2017

Rate	Fringe	Total
41.00	29.03	70.03

CLASSIFICATIONS:

Asphalt Foreman

Effective Dates:

03/01/2017

Rate	Fringe	Total
39.70	29.03	68.73

CLASSIFICATIONS:

Asphalt Screedman

Effective Dates:

03/01/2017

Rate	Fringe	Total
39.45	29.03	68.48

CLASSIFICATIONS:

Asphalt Raker or Lute Man

TERRITORY
ENTIRE STATE

NEW JERSEY DEPARTMENT OF LABOR AND WORKFORCE DEVELOPMENT
PREVAILING WAGE RATE DETERMINATION

ASPHALT LABORERS- NORTH Rates Expiration Date : 08/31/2017

Effective Dates:

03/01/2017

Rate	Fringe	Total
38.75	29.03	67.78

CLASSIFICATIONS:

Asphalt Laborer

ELECTRICIAN- UTILITY WORK (NORTH) **Rates Expiration Date : 12/03/2017**

Electrician-Utility Work (North)

(For apprentice rates refer to Electrician-Utility Work (North) in any county rate package).

These rates apply to work contracted for by the following utility companies:

Public Service Electric & Gas Co. of NJ, GPU Energy, Borough of Madison Electric Department, Sussex Rural Electric Cooperative, Rockland Utilities, and Butler Municipal Electric Co.

These rates do not apply to work on substations or switching stations.

For Utility work contracted for by a utility company other than those listed above or those listed under "Electrician-Utility Work (South), see the "Outside Commercial Rates" for the county in which the jobsite is located.

* FOR OUTSIDE COMMERCIAL RATES PLEASE SEE COUNTY RATES

The regular workday is 8 hours, between 6:00 AM and 6:00 PM.

FOR EMERGENCY WORK ONLY: (emergency work is defined as work caused by storm, catastrophe, act of god, and circumstances beyond the control of the employer)-all hours of work shall be paid at double the hourly rate.

SHIFT DIFFERENTIALS:

Shift work must run for a minimum of 5 consecutive workdays.

2nd shift (between the hours of 4:30 PM and 1:00 AM): 8 hours of work + 17.3% of the regular rate, inclusive of benefits.

3rd shift (between the hours of 12:30 AM and 9:00 AM): 8 hours of work + 31.4% of the regular rate per hour, inclusive of benefits.

OVERTIME:

Hours in excess of 8 per day, or before or after the regular workday Monday through Friday, that is not shift work, and all hours on Saturday shall be paid at time and one-half the regular rate, inclusive of benefits. All hours on Sundays and holidays shall be paid at double the hourly rate, inclusive of benefits.

Four 10-hour days may worked, at straight time, between 7:00 AM and 6:30 PM, Monday through Thursday.

RECOGNIZED HOLIDAYS:

New Year's Day, Presidents' Day, Memorial Day, July 4th, Labor Day, Presidential Election Day, Veterans' Day, Thanksgiving Day and Christmas Day, or day on which they are legally observed.

Effective Dates:

12/04/2016

Rate	Fringe	Total
52.26	35.01	87.27

CLASSIFICATIONS:

Chief Lineman

Effective Dates:

12/04/2016

Rate	Fringe	Total
49.31	33.03	82.34

CLASSIFICATIONS:

Journeyman Lineman

ELECTRICIAN- UTILITY WORK (NORTH) Rates Expiration Date : 12/03/2017

Effective Dates:

12/04/2016

Rate	Fringe	Total
49.31	33.03	82.34

CLASSIFICATIONS:

Special License Operator

Effective Dates:

12/04/2016

Rate	Fringe	Total
48.81	32.70	81.51

CLASSIFICATIONS:

Transit Man

Effective Dates:

12/04/2016

Rate	Fringe	Total
47.33	31.71	79.04

CLASSIFICATIONS:

Line Equipment Operator

Effective Dates:

12/04/2016

Rate	Fringe	Total
41.42	27.75	69.17

CLASSIFICATIONS:

Dynamite Man

Effective Dates:

12/04/2016

Rate	Fringe	Total
58.18	38.98	97.16

CLASSIFICATIONS:

General Foreman

Effective Dates:

12/04/2016

Rate	Fringe	Total
56.70	37.98	94.68

CLASSIFICATIONS:

Assistant General Foreman

ELECTRICIAN- UTILITY WORK (NORTH) Rates Expiration Date : 12/03/2017

Effective Dates:

12/04/2016

Rate	Fringe	Total
55.22	36.99	92.21

CLASSIFICATIONS:

Line Foreman

Effective Dates:

12/04/2016

Rate	Fringe	Total
39.94	26.75	66.69

CLASSIFICATIONS:

Straight Light Mechanical Leader

Effective Dates:

12/04/2016

Rate	Fringe	Total
37.97	25.43	63.40

CLASSIFICATIONS:

Groundman Winch Operator

Effective Dates:

12/04/2016

Rate	Fringe	Total
37.97	25.43	63.40

CLASSIFICATIONS:

Groundman Truck Operator

Effective Dates:

12/04/2016

Rate	Fringe	Total
37.47	25.10	62.57

CLASSIFICATIONS:

Straight Light Mechanic

Effective Dates:

12/04/2016

Rate	Fringe	Total
37.47	25.10	62.57

CLASSIFICATIONS:

Line Equipment Mechanic

TERRITORY
ENTIRE STATE

NEW JERSEY DEPARTMENT OF LABOR AND WORKFORCE DEVELOPMENT
PREVAILING WAGE RATE DETERMINATION

ELECTRICIAN- UTILITY WORK (NORTH) Rates Expiration Date : 12/03/2017

Effective Dates:

12/04/2016

Rate	Fringe	Total
32.05	21.47	53.52

CLASSIFICATIONS:

Groundman 2nd Year

Effective Dates:

12/04/2016

Rate	Fringe	Total
29.58	19.81	49.39

CLASSIFICATIONS:

Groundman 1st Year

Effective Dates:

12/04/2016

Rate	Fringe	Total
48.81	32.70	81.51

CLASSIFICATIONS:

Line Equipment Foreman

ELECTRICIAN- UTILITY WORK (SOUTH) **Rates Expiration Date : 12/02/2017**

Electrician-Utility Work (South)

(For apprentice rates refer to Electrician-Utility Work (South) in any county rate package).

These rates apply to work contracted for by the following utility company:

Atlantic City Electric.

These rates do not apply to work on substations or switching stations.

For utility work contracted for by a utility company other than the one listed above or those listed under "Electrician-Utility Work (North), see the "Outside Commercial Rates" for the county in which the jobsite is located.

* FOR OUTSIDE COMMERCIAL RATES PLEASE SEE COUNTY RATES

The regular workday is 8 hours, between 7:00 AM and 4:30 PM.

FOR EMERGENCY WORK ONLY: (emergency work is defined as work caused by storm, catastrophe, act of god, and circumstances beyond the control of the employer)- all hours of work shall be paid at double the hourly rate.

SHIFT DIFFERENTIALS:

Shift work must run for a minimum of 5 consecutive workdays.

When two (2) or three (3) shifts are worked the following shall apply:

1st shift (between the hours of 8:00 AM and 4:30 PM)

2nd shift (between the hours of 4:30 PM and 12:30 AM): 8 hours of work + 10% of the regular rate of pay for 7.5 hours worked.

3rd shift (between the hours of 12:30 AM and 8:00 AM): 8 hours of work + 15% of the regular rate of pay for 7 hours worked.

OVERTIME:

Hours in excess of 8 per day, or before or after the regular workday Monday through Friday, that is not shift work, and all hours on Saturday shall be paid at time and one-half the regular rate. All hours on Sundays and Holidays shall be paid double the hourly rate.

Four 10-hour days may be worked, at straight time, between 6:00 AM and 6:00 PM, Monday through Thursday with Friday used as a make-up day.

RECOGNIZED HOLIDAYS:

New Year's Day, Memorial Day, July 4th, Labor Day, Veterans' Day, Thanksgiving Day and Christmas Day or on days celebrated.

WORKING RULES:

There shall be a Foreman in charge of each work crew. No crews are to exceed twelve (12) men, including Foremen.

There shall be a General Foreman designated for transmission work when three (3) or more crews are on the same job and for distribution work where there are more than twenty (20) employees on site.

A small job crew shall consist of five (5) or less employees, one (1) of the Journeyman Linemen in the crew shall be designated as a Small Job Foreman.

Work performed from ladders and/or mechanical lift equipment shall be the work of Linemen and/or Apprentices.

On new construction, fitting and framing poles, towers or structures may be done by Journeymen and/or Apprentices. Groundmen may assist, but may not perform any work which would be performed by Linemen if assembled in the air.

There shall be a Journeyman Lineman in each pole setting, erection, grounding, wire and cable-pulling crew of more than three (3) men.

Effective Dates:

12/04/2016

Rate	Fringe	Total
58.38	45.19	103.57

CLASSIFICATIONS:

General Foreman

ELECTRICIAN- UTILITY WORK (SOUTH) **Rates Expiration Date : 12/02/2017**

Effective Dates:

12/04/2016

Rate	Fringe	Total
52.00	41.37	93.37

CLASSIFICATIONS:

Foreman

Effective Dates:

12/04/2016

Rate	Fringe	Total
49.26	39.74	89.00

CLASSIFICATIONS:

Small Job Foreman

Effective Dates:

12/04/2016

Rate	Fringe	Total
45.61	37.54	83.15

CLASSIFICATIONS:

Heavy Equipment Operator

Effective Dates:

12/04/2016

Rate	Fringe	Total
45.61	37.54	83.15

CLASSIFICATIONS:

Cable Splicer

Effective Dates:

12/04/2016

Rate	Fringe	Total
45.61	37.54	83.15

CLASSIFICATIONS:

Journeyman Lineman

Effective Dates:

12/04/2016

Rate	Fringe	Total
45.61	37.54	83.15

CLASSIFICATIONS:

Journeyman Welder

ELECTRICIAN- UTILITY WORK (SOUTH) Rates Expiration Date : 12/02/2017

Effective Dates:

12/04/2016

Rate	Fringe	Total
45.61	37.54	83.15

CLASSIFICATIONS:

Journeyman Painter

Effective Dates:

12/04/2016

Rate	Fringe	Total
36.49	32.08	68.57

CLASSIFICATIONS:

Light Equipment Operator

Effective Dates:

12/04/2016

Rate	Fringe	Total
31.93	29.37	61.30

CLASSIFICATIONS:

Groundman Truck Driver

Effective Dates:

12/04/2016

Rate	Fringe	Total
29.65	27.99	57.64

CLASSIFICATIONS:

Groundman 3rd Year

Effective Dates:

12/04/2016

Rate	Fringe	Total
27.37	26.66	54.03

CLASSIFICATIONS:

Groundman 2nd Year

Effective Dates:

12/04/2016

Rate	Fringe	Total
25.09	25.29	50.38

CLASSIFICATIONS:

Groundman 1st Year

TERRITORY
ENTIRE STATE

NEW JERSEY DEPARTMENT OF LABOR AND WORKFORCE DEVELOPMENT
PREVAILING WAGE RATE DETERMINATION

ELECTRICIAN- UTILITY WORK (SOUTH) Rates Expiration Date : 12/02/2017

Effective Dates:

12/04/2016

Rate	Fringe	Total
20.07	22.27	42.34

CLASSIFICATIONS:

Flagman

HEAVY & GENERAL LABORERS- NEW TRANS HUDSON TUNNELS Rates Expiration Date : 08/31/2017

****THESE RATES APPLY TO CONSTRUCTION ON NEW TRANS HUDSON TUNNELS ONLY****

{For apprentice rates refer to "Laborer - Heavy & General" apprentice rates in any county rate package}

The regular workday consists of 8 hours, starting at 7:00 AM or 8:00 AM.

SHIFT DIFFERENTIALS:

- Shifts must start at 3:00 PM, 4:00 PM, 12:00 AM, or 1:00 AM, to be considered shift work, except when the project owner mandates special hours of work in the job specifications, in which case those hours may be considered shift work.
- When such hours are mandated by the project owner, a shift that begins before midnight on Friday and ends on Saturday morning, or that begins at or after 8:00 PM on Sunday and ends on Monday morning may be paid at the shift differential rate.
- Shifts shall receive an additional \$2.50 per hour.

OVERTIME:

- Hours in excess of 8 per day, Monday through Friday, or outside of the regular workday that are not shift work, and all hours on Saturdays, shall be paid at time and one-half the hourly rate. All hours on Sundays and holidays shall be paid at double the hourly rate.
- Four 10-hour days may be worked, Monday through Thursday, at straight time, with Friday used as a make-up day for a day lost to inclement weather. If Friday is not a make-up day, all hours on Friday shall be paid at time and one-half the hourly rate.

RECOGNIZED HOLIDAYS: New Year's Day, Presidents' Day, Memorial Day, July 4th, Labor Day, Presidential Election Day, Veterans' Day, Thanksgiving Day, Christmas Day. Sunday holidays observed the following Monday. Veterans Day may be substituted for the day after Thanksgiving. However, in the trading of Veterans Day for the day after Thanksgiving, if overtime is worked on Veterans Day, it shall be paid at double the hourly rate.

Hazardous Waste Work:

- where Level A, B, or C protection is required: + \$3.00/hr
- other Hazardous Waste site: + \$1.00/hr

Effective Dates:

03/01/2017

Rate	Fringe	Total
62.25	29.03	91.28

CLASSIFICATIONS:

Walking Boss & Superintendent

Effective Dates:

03/01/2017

Rate	Fringe	Total
61.80	29.03	90.83

CLASSIFICATIONS:

Heading Foreman, Shaft Foreman, Rod Foreman, Electrical Foreman, Rigging Foreman

HEAVY & GENERAL LABORERS- NEW TRANS HUDSON TUNNELS **Rates Expiration Date : 08/31/2017**

Effective Dates:

03/01/2017

Rate	Fringe	Total
61.05	29.03	90.08

CLASSIFICATIONS:

Iron Foreman, Caulking Foreman, Form Foreman, Cement Finishing Foreman, Concrete Foreman, Track Foreman, Clean-up Foreman, Grout Foreman

Effective Dates:

03/01/2017

Rate	Fringe	Total
64.80	29.03	93.83

CLASSIFICATIONS:

Blaster

Effective Dates:

03/01/2017

Rate	Fringe	Total
60.23	29.03	89.26

CLASSIFICATIONS:

Top Labor Foreman

Effective Dates:

03/01/2017

Rate	Fringe	Total
59.70	29.03	88.73

CLASSIFICATIONS:

Skilled Men (including Caulker, Powder Carrier, all other skilled men)

Skilled Men (including Miner, Drill Runner, Iron Man, Conveyor Man, Maintenance Man, Safety Miner, Rigger, Block Layer, Cement Finisher, Rod Man)

Effective Dates:

03/01/2017

Rate	Fringe	Total
59.48	29.03	88.51

CLASSIFICATIONS:

Semi-Skilled Men (including Bell or Signal Man top or bottom, Form Worker & Mover, Concrete Worker, Shaft Man, Tunnel Laborer, Caulker's Helper, all other semi-skilled)

Semi-Skilled Men (including Miner's Helper, Chuck Tender, Track Man, Nipper, Brake Man, Derail Man, Cable Man, Hose Man, Gravel Man, Form Man)

TERRITORY
ENTIRE STATE

NEW JERSEY DEPARTMENT OF LABOR AND WORKFORCE DEVELOPMENT
PREVAILING WAGE RATE DETERMINATION

HEAVY & GENERAL LABORERS- NEW TRANS HUDSON TUNNELS Rates Expiration Date : 08/31/2017

Effective Dates:

03/01/2017

Rate	Fringe	Total
58.73	29.03	87.76

CLASSIFICATIONS:

All others (including Powder Watchman, Change House Attendant, Top Laborer, Job Steward)

Table of Contents

Division	Section Title
----------	---------------

SPECIFICATIONS GROUP

General Requirements Subgroup

DIVISION 01 - GENERAL REQUIREMENTS

011000	SUMMARY
012500	SUBSTITUTION PROCEDURES
012600	CONTRACT MODIFICATION PROCEDURES
012900	PAYMENT PROCEDURES
013100	PROJECT MANAGEMENT AND COORDINATION
013200	CONSTRUCTION PROGRESS DOCUMENTATION
013300	SUBMITTAL PROCEDURES
013591	HISTORIC TREATMENT PROCEDURES
014000	QUALITY REQUIREMENTS
015000	TEMPORARY FACILITIES AND CONTROLS
016000	PRODUCT REQUIREMENTS
017300	EXECUTION
017419	CONSTRUCTION WASTE MANAGEMENT AND DISPOSAL
017700	CLOSEOUT PROCEDURES
017823	OPERATION AND MAINTENANCE DATA
017839	PROJECT RECORD DOCUMENTS

Facility Construction Subgroup

DIVISION 02 - EXISTING CONDITIONS

024119	SELECTIVE DEMOLITION
--------	----------------------

DIVISION 04 - MASONRY

040120	BRICK MASONRY REPAIR
040140.61	STONE REPAIR

DIVISION 05 - METALS

050170	MAINTENANCE OF DECORATIVE METAL
--------	---------------------------------

DIVISION 06 - WOOD, PLASTICS, AND COMPOSITES

062013	EXTERIOR FINISH CARPENTRY
062023	INTERIOR FINISH CARPENTRY

DIVISION 08 - OPENINGS

080152.93	HISTORIC TREATMENT OF WOOD WINDOWS
085200	WOOD WINDOWS
088000	GLAZING

DIVISION 09 - FINISHES

090190	MAINTENANCE OF PAINTING AND COATING
099113	EXTERIOR PAINTING
099123	INTERIOR PAINTING

END OF TABLE OF CONTENTS

SECTION 011000 - SUMMARY

PART 1 - GENERAL

1.1 RELATED DOCUMENTS

- A. Drawings and general provisions of the Contract, including General and Supplementary Conditions and other Division 01 Specification Sections, apply to this Section.

1.2 SUMMARY

- A. Section Includes:

1. Project information.
2. Work covered by Contract Documents.
3. Access to site.
4. Work restrictions.
5. Specification and drawing conventions.

- B. Related Requirements:

1. Section 015000 "Temporary Facilities and Controls" for limitations and procedures governing temporary use of Owner's facilities.

1.3 PROJECT INFORMATION

- A. Project Identification: Window Restoration and Replacement.

1. Project Location: St. John's Parsonage Heritage and Cultural Foundation Building, 633 Pearl Street, Elizabeth, NJ.

- B. Owner: County of Union, Union County Board of Chosen Freeholders, UC Administration Building, 6th Floor 10 Elizabethtown Plaza, Elizabeth, New Jersey 07207

1. Owner's Representative: Thomas O. Mineo, P.E, Union County Engineer.

- C. Architect: Netta Architects, 1084 Route 22 West, Mountainside, New Jersey 07092

1.4 WORK COVERED BY CONTRACT DOCUMENTS

- A. The Work of Project is defined by the Contract Documents and consists of the removal and replacement of roofing. Scope of work includes, but is not necessarily limited to the following:

1. Removal of selective historic windows, window glazing and associated shutters;
2. Masonry repairs and patching holes associated with shutter removals,
3. Replacement windows to match existing historic units;
4. Interior and exterior repair and repainting of existing historic windows and trim to remain;
5. Reglazing of existing historic windows to remain;
6. New interior storm window units;
7. Restoration of historic steel and iron work at exterior;

8. Repair and restoration of brownstone window sills;

B. Type of Contract:

1. Project will be constructed under a single prime contract.

1.5 ACCESS TO SITE

A. General: Contractor shall have full use of Project site for construction operations during construction period. Contractor's use of Project site is limited only by Owner's right to control access.

B. Condition of Existing Building: Maintain portions of existing building affected by construction operations in a weathertight condition throughout construction period. Repair damage caused by construction operations.

1.6 WORK RESTRICTIONS

A. Work Restrictions, General: Comply with restrictions on construction operations.

1. Comply with limitations on use of public streets and with other requirements of authorities having jurisdiction.

B. On-Site Work Hours: Limit work in the existing building to normal business working hours as outlined in the General Conditions, unless otherwise indicated.

C. Existing Utility Interruptions: Do not interrupt utilities serving facilities occupied by Owner or others unless permitted under the following conditions and then only after providing temporary utility services according to requirements indicated:

1. Notify Architect and Owner not less than two days in advance of proposed utility interruptions.
2. Obtain Architect's or Owner's written permission before proceeding with utility interruptions.

D. Noise, Vibration, and Odors: Coordinate operations that may result in high levels of noise and vibration, odors, or other disruption to Owner occupancy with Owner.

1. Notify Architect and Owner not less than two days in advance of proposed disruptive operations.

E. Nonsmoking Building: Smoking is not permitted within the building or within 25 feet of entrances, operable windows, or outdoor-air intakes.

F. Controlled Substances: Use of tobacco products and other controlled substances within the existing building and on Project site is not permitted.

G. Employee Identification: Provide identification tags for Contractor personnel working on Project site. Require personnel to use identification tags at all times.

H. Employee Screening: Comply with Owner's requirements for drug screening of Contractor personnel working on Project site.

1. Maintain list of approved screened personnel with Owner's representative.

1.7 SPECIFICATION AND DRAWING CONVENTIONS

- A. Specification Content: The Specifications use certain conventions for the style of language and the intended meaning of certain terms, words, and phrases when used in particular situations. These conventions are as follows:
1. Imperative mood and streamlined language are generally used in the Specifications. The words "shall," "shall be," or "shall comply with," depending on the context, are implied where a colon (:) is used within a sentence or phrase.
 2. Specification requirements are to be performed by Contractor unless specifically stated otherwise.
- B. Division 01 General Requirements: Requirements of Sections in Division 01 apply to the Work of all Sections in the Specifications.
- C. Drawing Coordination: Requirements for materials and products identified on Drawings are described in detail in the Specifications. One or more of the following are used on Drawings to identify materials and products:
1. Terminology: Materials and products are identified by the typical generic terms used in the individual Specifications Sections.
 2. Abbreviations: Materials and products are identified by abbreviations published as part of the U.S. National CAD Standard and scheduled on Drawings.
 3. Keynoting: Materials and products are identified by reference keynotes referencing Specification Section numbers found in this Project Manual.

PART 2 - PRODUCTS (Not Used)

PART 3 - EXECUTION (Not Used)

END OF SECTION 011000

SECTION 012500 – “OR EQUAL” SUBSTITUTION PROCEDURES

PART 1 - GENERAL

1.1 RELATED DOCUMENTS

- A. Drawings and general provisions of the Contract, including General and Supplementary Conditions and other Division 01 Specification Sections, apply to this Section.

1.2 SUMMARY

- A. Section includes administrative and procedural requirements for the acceptance of “Or Equal” substitutions.
- B. Related Requirements:
 - 1. See Section 012100 "Allowances" for products selected under an allowance.

1.3 DEFINITIONS

- A. Substitutions: Changes in products, materials, equipment, and methods of construction from those required by the Contract Documents and proposed by Contractor.
 - 1. Substitutions for Cause: Changes proposed by Contractor that are required due to changed Project conditions, such as unavailability of product, regulatory changes, or unavailability of required warranty terms.

1.4 ACTION SUBMITTALS

- A. Substitution Requests: Submit three copies of each request for consideration. Identify product or fabrication or installation method to be replaced. Include Specification Section number and title and Drawing numbers and titles.
 - 1. Substitution Request Form: Use Netta Architects for attached at end of this Section.
 - 2. Documentation: Show compliance with all specified requirements for “Or Equal” substitutions and the following, as applicable:
 - a. Statement indicating why specified product or fabrication or installation cannot be provided, if applicable.
 - b. Coordination information, including a list of changes or revisions needed to other parts of the Work and to construction performed by contractors that will be necessary to accommodate proposed substitution.
 - c. Detailed comparison of significant qualities of proposed substitution with those of the Work specified. Include annotated copy of applicable Specification Section. Significant qualities may include attributes such as performance, weight, size, durability, visual effect, sustainable design characteristics, warranties, and specific features and requirements indicated. Indicate deviations, if any, from the Work specified.
 - d. Product Data, including drawings and descriptions of products and fabrication and installation procedures.

- e. Samples.
 - f. Certificates and qualification data.
 - g. List of similar installations for completed projects with project names and addresses and names and addresses of architects.
 - h. Material test reports from a qualified testing agency indicating and interpreting test results for compliance with requirements indicated.
 - i. Research reports evidencing compliance with IBC 2006.
 - j. Detailed comparison of Contractor's construction schedule using proposed substitution with products specified for the Work, including effect on the overall Contract Time. If specified product or method of construction cannot be provided within the Contract Time, include letter from manufacturer, on manufacturer's letterhead, stating date of receipt of purchase order, lack of availability, or delays in delivery.
 - k. Cost information, including a proposal of change, if any, in the Contract Sum.
 - l. Contractor's certification that proposed substitution complies with requirements in the Contract Documents.
 - m. Contractor's waiver of rights to additional payment or time that may subsequently become necessary because of failure of proposed substitution to produce indicated results.
3. Architect's Action: If necessary, Architect will request additional information or documentation for evaluation within seven days of receipt of a request for substitution. Architect will notify Contractor of acceptance or rejection of proposed substitution within 15 days of receipt of request, or seven days of receipt of additional information or documentation, whichever is later.
 4. Architect or his consultant will evaluate and render only one (1) decision on any "Or Equal" Substitution. Re-evaluation of any "Or Equal" Substitution will be paid for by the Contractor at a rate of \$155.00 dollars an hour for reimbursement to the Architect.

1.5 QUALITY ASSURANCE

- A. Compatibility of Substitutions: Investigate and document compatibility of proposed substitution with related products and materials. If a product or material requires testing to evidence that it is an equivalent, engage a qualified testing agency to perform compatibility tests recommended by Architect.

1.6 PROCEDURES

- A. Coordination: Revise or adjust affected work as necessary to integrate work of the approved substitutions.

PART 2 - PRODUCTS

2.1 SUBSTITUTIONS

- A. Substitutions for Cause: Submit requests for substitution immediately on discovery of need for change, but not later than 15 days prior to time required for preparation and review of related submittals.
 1. Conditions: Architect will consider Contractor's request for substitution when the following conditions are satisfied. If the following conditions are not satisfied, Architect will return requests without action, except to record noncompliance with these requirements:
 - a. Requested substitution is consistent with the Contract Documents and will produce indicated results.

- b. Substitution request is fully documented and properly submitted.
 - c. Requested substitution will not adversely affect Contractor's construction schedule.
 - d. Requested substitution has received necessary approvals of authorities having jurisdiction.
 - e. Requested substitution is compatible with other portions of the Work.
 - f. Requested substitution has been coordinated with other portions of the Work.
 - g. Requested substitution provides specified warranty.
 - h. If requested substitution involves more than one contractor, requested substitution has been coordinated with other portions of the Work, is uniform and consistent, is compatible with other products, and is acceptable to all contractors involved.
2. Additional Responsibilities: Contractor shall be responsible to compensate the Owner for Architect redesign and evaluation services, increased cost of other construction by Owner, and similar considerations due to Contractor's requests for substitution.
- B. "Or Equal" Substitutions: Architect will consider requests for substitution if received within 21 days after the Notice of Contract Award. Requests received after the 21 days will be rejected by the Architect.
1. Conditions: Architect will consider Contractor's request for substitution when the following conditions are satisfied. If the following conditions are not satisfied, Architect will return requests without action, except to record noncompliance with these requirements:
 - a. Requested substitution is consistent with the Contract Documents and will produce indicated results.
 - b. Substitution request is fully documented and properly submitted. Requested substitution will not adversely affect Contractor's construction schedule.
 - c. Requested substitution has received necessary approvals of authorities having jurisdiction.
 - d. Requested substitution is compatible with other portions of the Work.
 - e. Requested substitution has been coordinated with other portions of the Work.
 - f. Requested substitution provides specified warranty.
 - g. If requested substitution involves more than one contractor, requested substitution has been coordinated with other portions of the Work, is uniform and consistent, is compatible with other products, and is acceptable to all contractors involved.

PART 3 - NOT USED

END OF SECTION 012500

PROJECT NAME: _____
NETTA PROJECT #: _____
CONTRACT NO. _____
SUBSTITUTION NO. _____

REQUEST FOR SUBSTITUTION / "OR EQUAL"

Submit a copy of this form for each requested substitution within 21 days after Notice of Contract Award. Fill in all blanks, check all boxes that apply and attach all necessary supporting data.

Specified Item: _____
Specification Section(s)/Paragraph(s): _____
Drawing Number(s): _____
Proposed Substitute: _____

(include, as applicable, manufacturer's name & address, trade name & model number of product and name of fabricator or supplier)

Reason for Proposed Substitution: _____

Net Change to Contract Sum: No Change Deduct \$ _____ Add \$ _____

Change to Contract Time: No Change _____ Days

The following required supporting documents are attached (Check all that apply):

- Complete Product Data
- Detailed Itemized comparison of all properties of proposed product vs. the specified product. All information required is the responsibility of the contractor.
- List of other projects on which proposed has been used, with project name, design professional's name and owner contact.
- List of maintenance services and replacement materials available.
- Statement of effect of substitution on construction schedule.
- Description of change that will be required in other work or products if substitute product is approved.

FOR SUBSTITUTION REQUEST

The undersigned testifies that he/she:

- Is submitting this substitution request within the limits set forth in the Contract Documents.
- Has investigated the proposed product and determined that it is equal or better than the specified product.
- Will provide the same warranty for the proposed product as for the specified product.
- Will coordinate installation and make other changes as required for the work to be complete in all respects, including: (a) redesign and (b) additional components and capacity required by other work affected by the change.
- Waives all claims for additional costs for evaluation of the substitution request, redesign if required, and reapproval by authorities having jurisdiction, if required.
- Will reimburse the Architect for additional costs for evaluation of the substitution request, redesign if required, and reapproval by authorities having jurisdiction, if required.

Contractor's Signature: _____

Typed or Printed Name: _____

Title: _____

Company: _____

Address: _____

Phone Number: _____

Owner Approval: _____ Date: _____

NETTA Architects Approval: _____ Date: _____

Consulting Engineer Approval: _____ Date: _____

END OF SECTION 012500

SECTION 012600 - CONTRACT MODIFICATION PROCEDURES

PART 1 - GENERAL

1.1 RELATED DOCUMENTS

- A. Drawings and general provisions of the Contract, including General and Supplementary Conditions and other Division 01 Specification Sections, apply to this Section.

1.2 SUMMARY

- A. Section includes administrative and procedural requirements for handling and processing Contract modifications.
- B. Related Requirements:
 - 1. Section 012500 "Or Equal" Substitution Procedures for administrative procedures for handling requests for substitutions made after the Contract award.

1.3 MINOR CHANGES IN THE WORK

- A. Architect will issue supplemental instructions authorizing minor changes in the Work, not involving adjustment to the Contract Sum or the Contract Time, on AIA Document G710, "Architect's Supplemental Instructions."

1.4 PROPOSAL REQUESTS

- A. Owner-Initiated Proposal Requests: Architect will issue a detailed description of proposed changes in the Work that may require adjustment to the Contract Sum or the Contract Time. If necessary, the description will include supplemental or revised Drawings and Specifications.
 - 1. Work Change Proposal Requests issued by Architect are not instructions either to stop work in progress or to execute the proposed change.
 - 2. Within time specified in Proposal Request after receipt of Proposal Request, submit a quotation estimating cost adjustments to the Contract Sum and the Contract Time necessary to execute the change.
 - a. Include a list of quantities of products required or eliminated and unit costs, with total amount of purchases and credits to be made. If requested, furnish survey data to substantiate quantities.
 - b. Indicate applicable taxes, delivery charges, equipment rental, and amounts of trade discounts.
 - c. Include costs of labor and supervision directly attributable to the change.
 - d. Include an updated Contractor's construction schedule that indicates the effect of the change, including, but not limited to, changes in activity duration, start and finish times, and activity relationship. Use available total float before requesting an extension of the Contract Time.
 - e. Quotation Form: Use forms acceptable to Architect.

- B. Contractor-Initiated Proposals: If latent or changed conditions require modifications to the Contract Documents, Contractor may initiate a claim by submitting a request for a change to Architect.
1. Include a statement outlining reasons for the change and the effect of the change on the Work. Provide a complete description of the proposed change. Indicate the effect of the proposed change on the Contract Sum and the Contract Time.
 2. Include a list of quantities of products required or eliminated and unit costs, with total amount of purchases and credits to be made. If requested, furnish survey data to substantiate quantities.
 3. Indicate applicable taxes, delivery charges, equipment rental, and amounts of trade discounts.
 4. Include costs of labor and supervision directly attributable to the change.
 5. Include an updated Contractor's construction schedule that indicates the effect of the change, including, but not limited to, changes in activity duration, start and finish times, and activity relationship. Use available total float before requesting an extension of the Contract Time.
 6. Comply with requirements in Section 012500 "Substitution Procedures" if the proposed change requires substitution of one product or system for product or system specified.
 7. Proposal Request Form: Use CSI Form 13.6A, "Change Order Request (Proposal)," with attachments CSI Form 13.6D, "Proposal Worksheet Summary," and Form 13.6C, "Proposal Worksheet Detail."
- C. Contractor Responsibilities: Contractor shall compensate the Architects and/or his consultants at a cost of \$155.00 per hour for all re-designs. Contractor shall not be required to compensate the Architect and/or his consultants if a re-design is required because of a latent or changed condition.

1.5 ADMINISTRATIVE CHANGE ORDERS

- A. Allowance Adjustment: See Section 012100 "Allowances" for administrative procedures for preparation of Change Order Proposal for adjusting the Contract Sum to reflect actual costs of allowances.

1.6 CHANGE ORDER PROCEDURES

- A. On Owner's approval of a Work Changes Proposal Request, Owner's Representative will issue a Change Order for signatures of Owner and Contractor on AIA Document G701/CMa-1992.

1.7 CONSTRUCTION CHANGE DIRECTIVE

- A. Construction Change Directive: Owner's Representative may issue a Construction Change Directive on AIA Document G714/CMa-1992. Construction Change Directive instructs Contractor to proceed with a change in the Work, for subsequent inclusion in a Change Order.
1. Construction Change Directive contains a complete description of change in the Work. It also designates method to be followed to determine change in the Contract Sum or the Contract Time.
- B. Documentation: Maintain detailed records on a time and material basis of work required by the Construction Change Directive.
1. After completion of change, submit an itemized account and supporting data necessary to substantiate cost and time adjustments to the Contract.

Bid Issue
May 2017

St. John's Parsonage
Window Restoration & Replacement
Elizabeth, New Jersey

PART 2 - PRODUCTS (Not Used)

PART 3 - EXECUTION (Not Used)

END OF SECTION 012600

SECTION 012900 - PAYMENT PROCEDURES

PART 1 - GENERAL

1.1 RELATED DOCUMENTS

- A. Drawings and general provisions of the Contract, including General and Supplementary Conditions and other Division 01 Specification Sections, apply to this Section.

1.2 SUMMARY

- A. Section includes administrative and procedural requirements necessary to prepare and process Applications for Payment.
- B. Related Requirements:
 - 1. Section 012100 "Allowances" for procedural requirements governing the handling and processing of allowances.
 - 2. Section 012600 "Contract Modification Procedures" for administrative procedures for handling changes to the Contract.
 - 3. Section 013200 "Construction Progress Documentation" for administrative requirements governing the preparation and submittal of the Contractor's construction schedule.

1.3 DEFINITIONS

- A. Schedule of Values: A statement furnished by Contractor allocating portions of the Contract Sum to various portions of the Work and used as the basis for reviewing Contractor's Applications for Payment.

1.4 SCHEDULE OF VALUES

- A. Coordination: Coordinate preparation of the schedule of values with preparation of Contractor's construction schedule.
 - 1. Coordinate line items in the schedule of values with other required administrative forms and schedules, including the following:
 - a. Application for Payment forms with continuation sheets.
 - b. Submittal schedule.
 - c. Items required to be indicated as separate activities in Contractor's construction schedule.
 - 2. Submit the schedule of values to Owner's Representative at earliest possible date, but no later than seven days before the date scheduled for submittal of initial Applications for Payment for review & approval
 - 3. Subschedules for Phased Work: Where the Work is separated into phases requiring separately phased payments, provide subschedules showing values coordinated with each phase of payment.
 - 4. Subschedules for Separate Elements of Work: Where the Contractor's construction schedule defines separate elements of the Work, provide subschedules showing values coordinated with each element.

5. Subschedules for Separate Design Contracts: Where the Owner has retained design professionals under separate contracts who will each provide certification of payment requests, provide subschedules showing values coordinated with the scope of each design services contract as described in Section 011000 "Summary."
- B. Format and Content: Use Project Manual table of contents as a guide to establish line items for the schedule of values. Provide at least one line item for each Specification Section.
1. Identification: Include the following Project identification on the schedule of values:
 - a. Project name and location.
 - b. Name of Architect.
 - c. Architect's project number.
 - d. Contractor's name and address.
 - e. Date of submittal.
 2. Arrange schedule of values consistent with format of AIA Document G703.
 3. Arrange the schedule of values in tabular form with separate columns to indicate the following for each item listed:
 - a. Related Specification Section or Division.
 - b. Description of the Work.
 - c. Name of subcontractor.
 - d. Name of manufacturer or fabricator.
 - e. Name of supplier.
 - f. Change Orders (numbers) that affect value.
 - g. Dollar value of the following, as a percentage of the Contract Sum to nearest one-hundredth percent, adjusted to total 100 percent.
 - 1) Labor.
 - 2) Materials.
 - 3) Equipment.
 4. Provide a breakdown of the Contract Sum in enough detail to facilitate continued evaluation of Applications for Payment and progress reports. Coordinate with Project Manual table of contents. Provide multiple line items for principal subcontract amounts in excess of five percent of the Contract Sum.
 5. Round amounts to nearest whole dollar; total shall equal the Contract Sum.
 6. Provide a separate line item in the schedule of values for each part of the Work where Applications for Payment may include materials or equipment purchased or fabricated and stored, but not yet installed.
 - a. Differentiate between items stored on-site and items stored off-site. If required, include evidence of insurance.
 7. Provide separate line items in the schedule of values for initial cost of materials, for each subsequent stage of completion, and for total installed value of that part of the Work.
 8. Allowances: Provide a separate line item in the schedule of values for each allowance. Show line-item value of unit-cost allowances, as a product of the unit cost, multiplied by measured quantity. Use information indicated in the Contract Documents to determine quantities.
 9. Purchase Contracts: Provide a separate line item in the schedule of values for each purchase contract. Show line-item value of purchase contract. Indicate owner payments or deposits, if any, and balance to be paid by Contractor.

10. Each item in the schedule of values and Applications for Payment shall be complete. Include total cost and proportionate share of general overhead and profit for each item.
 - a. Temporary facilities and other major cost items that are not direct cost of actual work-in-place may be shown either as separate line items in the schedule of values or distributed as general overhead expense, at Contractor's option.
11. Schedule Updating: Update and resubmit the schedule of values before the next Applications for Payment when Change Orders or Construction Change Directives result in a change in the Contract Sum.

1.5 CHANGES IN THE WORK

- A. When a change in the Work includes a category or categories of Work both added to and deducted from the Contract, the total quantities of added Work and of deleted Work shall be determined separately for each category and the appropriate unit price or net cost of the Work shall be applied to the difference between the two total quantities.
- B. Unit prices shall be inclusive of all costs and shall be applied to units of measure as defined in the Specifications for each category of Work.
- C. For all extra Work performed by Contractor, the gross cost to the Owner shall include the net cost of the Work to the Contractor plus an allowance for overhead and profit (inclusive of Bond / Insurance) not to exceed 15% of the net cost.
- D. For all extra Work performed by a Subcontractor, the gross cost to the Owner shall include the net cost of the Work to the Subcontractor plus an allowance for overhead and profit not to exceed 5% of the net cost, plus the Contractor's overhead and profit (inclusive of Bond / Insurance) not to exceed 10% of the Subcontractor's cost.
- E. Net cost of extra Work shall be the actual or pro-rated cost of:
 1. Labor, including foreman, at the prevailing rate of wages, contributions and taxes.
 2. Materials entering permanently into the Work, including delivery to the site.
 3. The ownership or rental cost of construction equipment and expendable tools, pro-rated for the time necessary for the Work.
 4. Power and consumable supplies for the operation of power equipment, pro-rated for the time necessary for the Work. Insurance and Bonds.
 5. Contractor to provide detailed breakdown & back up for Items 1-3 when submitting their change order request.
- F. Gross costs shall be net costs plus the allowances described above, such allowances being inclusive, of all cost of superintendence, supervision, engineering, overhead, profit, administrative and site office expenses and all other general expenses.

1.6 APPLICATIONS FOR PAYMENT

- A. Each Application for Payment following the initial Application for Payment shall be consistent with previous applications and payments as certified by Architect and Owner's Representative and paid for by Owner.
 1. Initial Application for Payment, Application for Payment at time of Substantial Completion, and final Application for Payment involve additional requirements.

- B. Payment Application Times: The date for each progress payment is indicated in the Agreement between Owner and Contractor. The period of construction work covered by each Application for Payment is the period indicated in the Agreement.
- C. Payment Application Times: Submit Application for Payment to Owner's Representative monthly, date to be agreed with Owner. The period covered by each Application for Payment is one month.
 - 1. Submit draft copy of Application for Payment seven days prior to due date for review by Architect.
- D. Application for Payment Forms: Use AIA Document G732-2009 and AIA Document G703 as form for Applications for Payment.
- E. Application Preparation: Complete every entry on form. Notarize and execute by a person authorized to sign legal documents on behalf of Contractor. Architect will return incomplete applications without action.
 - 1. Entries shall match data on the schedule of values and Contractor's construction schedule. Use updated schedules if revisions were made.
 - 2. Include amounts for work completed following previous Application for Payment, whether or not payment has been received. Include only amounts for work completed at time of Application for Payment.
 - 3. Include amounts of Change Orders and Construction Change Directives issued before last day of construction period covered by application.
 - 4. Indicate separate amounts for work being carried out under Owner-requested project acceleration.
- F. Stored Materials: Include in Application for Payment amounts applied for materials or equipment purchased or fabricated and stored, but not yet installed which is stored on-site.
 - 1. Provide certificate of insurance, evidence of transfer of title to Owner, and consent of surety to payment, for stored materials.
 - 2. Provide supporting documentation that verifies amount requested, such as paid invoices. Match amount requested with amounts indicated on documentation; do not include overhead and profit on stored materials.
 - 3. Provide summary documentation for stored materials indicating the following:
 - a. Value of materials previously stored and remaining stored as of date of previous Applications for Payment.
 - b. Value of previously stored materials put in place after date of previous Application for Payment and on or before date of current Application for Payment.
 - c. Value of materials stored since date of previous Application for Payment and remaining stored as of date of current Application for Payment.
- G. Transmittal: Submit three signed and notarized original copies of each Application for Payment to Owner's Representative by a method ensuring receipt within 24 hours.
 - 1. Transmit each copy with a transmittal form listing attachments and recording appropriate information about application.
- H. Initial Application for Payment: Administrative actions and submittals that must precede or coincide with submittal of first Application for Payment include the following:
 - 1. List of subcontractors.
 - 2. Schedule of values.
 - 3. Contractor's construction schedule (preliminary if not final).

4. Combined Contractor's construction schedule (preliminary if not final) incorporating Work of multiple contracts, with indication of acceptance of schedule by each Contractor.
 5. Products list (preliminary if not final).
 6. Schedule of unit prices.
 7. Submittal schedule (preliminary if not final).
 8. List of Contractor's staff assignments.
 9. List of Contractor's principal consultants.
 10. Copies of building permits.
 11. Copies of authorizations and licenses from authorities having jurisdiction for performance of the Work.
 12. Initial progress report.
 13. Report of preconstruction conference.
 14. Certificates of insurance and insurance policies.
 15. Performance and payment bonds.
 16. Data needed to acquire Owner's insurance.
- I. Application for Payment at Substantial Completion: After Architect issues the Certificate of Substantial Completion, submit an Application for Payment showing 100 percent completion for portion of the Work claimed as substantially complete.
1. Include documentation supporting claim that the Work is substantially complete and a statement showing an accounting of changes to the Contract Sum.
 2. This application shall reflect Certificate(s) of Substantial Completion issued previously for Owner occupancy of designated portions of the Work.
- J. Final Payment Application: After completing Project closeout requirements, submit final Application for Payment with releases and supporting documentation not previously submitted and accepted, including, but not limited, to the following:
1. Evidence of completion of Project closeout requirements.
 2. Insurance certificates for products and completed operations where required and proof that taxes, fees, and similar obligations were paid.
 3. Updated final statement, accounting for final changes to the Contract Sum.
 4. AIA Document G706, "Contractor's Affidavit of Payment of Debts and Claims."
 5. AIA Document G706A, "Contractor's Affidavit of Release of Liens."
 6. AIA Document G707, "Consent of Surety to Final Payment."
 7. Evidence that claims have been settled.
 8. Final meter readings for utilities, a measured record of stored fuel, and similar data as of date of Substantial Completion or when Owner took possession of and assumed responsibility for corresponding elements of the Work.
 9. Final liquidated damages settlement statement.

PART 2 - PRODUCTS (Not Used)

PART 3 - EXECUTION (Not Used)

END OF SECTION 012900

SECTION 013100 - PROJECT MANAGEMENT AND COORDINATION

PART 1 - GENERAL

1.1 RELATED DOCUMENTS

- A. Drawings and general provisions of the Contract, including General and Supplementary Conditions and other Division 01 Specification Sections, apply to this Section.

1.2 SUMMARY

- A. Section includes administrative provisions for coordinating construction operations on Project including, but not limited to, the following:
 - 1. General coordination procedures.
 - 2. Coordination drawings.
 - 3. Requests for Information (RFIs).
 - 4. Project meetings.
- B. Each contractor shall participate in coordination requirements. Certain areas of responsibility are assigned to a specific contractor.
- C. Related Requirements:
 - 1. Section 013200 "Construction Progress Documentation" for preparing and submitting Contractor's construction schedule.
 - 2. Section 017300 "Execution" for procedures for coordinating general installation and field-engineering services, including establishment of benchmarks and control points.
 - 3. Section 017700 "Closeout Procedures" for coordinating closeout of the Contract.

1.3 DEFINITIONS

- A. RFI: Request from Owner, Architect, or Contractor seeking information required by or clarifications of the Contract Documents.

1.4 INFORMATIONAL SUBMITTALS

- A. Key Personnel Names: Within 15 days of starting construction operations, submit a list of key personnel assignments, including superintendent and other personnel in attendance at Project site. Identify individuals and their duties and responsibilities; list addresses and telephone numbers, including home, office, and cellular telephone numbers and e-mail addresses. Provide names, addresses, and telephone numbers of individuals assigned as alternates in the absence of individuals assigned to Project.
 - 1. Post copies of list in project meeting room, in temporary field office, and by each temporary telephone. Keep list current at all times.

1.5 GENERAL COORDINATION PROCEDURES

- A. Coordination: Coordinate construction operations included in different Sections of the Specifications to ensure efficient and orderly installation of each part of the Work. Coordinate construction operations, included in different Sections that depend on each other for proper installation, connection, and operation.
1. Schedule construction operations in sequence required to obtain the best results where installation of one part of the Work depends on installation of other components, before or after its own installation.
 2. Coordinate installation of different components to ensure maximum performance and accessibility for required maintenance, service, and repair.
 3. Make adequate provisions to accommodate items scheduled for later installation.
- B. Coordination: Each contractor shall coordinate its construction operations with those of other contractors and entities to ensure efficient and orderly installation of each part of the Work. Each contractor shall coordinate its operations with operations, included in different Sections that depend on each other for proper installation, connection, and operation.
1. Schedule construction operations in sequence required to obtain the best results where installation of one part of the Work depends on installation of other components, before or after its own installation.
 2. Coordinate installation of different components with other contractors to ensure maximum performance and accessibility for required maintenance, service, and repair.
 3. Make adequate provisions to accommodate items scheduled for later installation.
- C. Prepare memoranda for distribution to each party involved, outlining special procedures required for coordination. Include such items as required notices, reports, and list of attendees at meetings.
1. Prepare similar memoranda for Owner and separate contractors if coordination of their Work is required.
- D. Administrative Procedures: Coordinate scheduling and timing of required administrative procedures with other construction activities to avoid conflicts and to ensure orderly progress of the Work. Such administrative activities include, but are not limited to, the following:
1. Preparation of Contractor's construction schedule.
 2. Preparation of the schedule of values.
 3. Installation and removal of temporary facilities and controls.
 4. Delivery and processing of submittals.
 5. Progress meetings.
 6. Pre-installation conferences.
 7. Project closeout activities.
 8. Startup and adjustment of systems.
- E. Conservation: Coordinate construction activities to ensure that operations are carried out with consideration given to conservation of energy, water, and materials. Coordinate use of temporary utilities to minimize waste.
1. Salvage materials and equipment involved in performance of, but not actually incorporated into, the Work. See other Sections for disposition of salvaged materials that are designated as Owner's property.

1.6 COORDINATION DRAWINGS

- A. Coordination Drawings, General: Prepare coordination drawings according to requirements in individual Sections, and additionally where installation is not completely shown on Shop Drawings, where limited space availability necessitates coordination, or if coordination is required to facilitate integration of products and materials fabricated or installed by more than one entity.
1. Content: Project-specific information, drawn accurately to a scale large enough to indicate and resolve conflicts. Do not base coordination drawings on standard printed data. Include the following information, as applicable:
 - a. Use applicable Drawings as a basis for preparation of coordination drawings. Prepare sections, elevations, and details as needed to describe relationship of various systems and components.
 - b. Coordinate the addition of trade-specific information to the coordination drawings by multiple contractors in a sequence that best provides for coordination of the information and resolution of conflicts between installed components before submitting for review.
 - c. Indicate space requirements for routine maintenance and for anticipated replacement of components during the life of the installation.
 - d. Indicate required installation sequences.
 - e. Indicate dimensions shown on the Drawings. Specifically note dimensions that appear to be in conflict with submitted equipment and minimum clearance requirements. Provide alternate sketches to Architect indicating proposed resolution of such conflicts. Minor dimension changes and difficult installations will not be considered changes to the Contract.

1.7 REQUESTS FOR INFORMATION (RFIs)

- A. General: Immediately on discovery of the need for additional information or interpretation of the Contract Documents, Contractor shall prepare and submit an RFI in the form specified.
1. Architect will return RFIs submitted to Architect by other entities controlled by Contractor with no response.
 2. Coordinate and submit RFIs in a prompt manner so as to avoid delays in Contractor's work or work of subcontractors.
- B. Content of the RFI: Include a detailed, legible description of item needing information or interpretation and the following:
1. Project name.
 2. Project number.
 3. Date.
 4. Name of Contractor.
 5. Name of Architect.
 6. RFI number, numbered sequentially.
 7. RFI subject.
 8. Specification Section number and title and related paragraphs, as appropriate.
 9. Drawing number and detail references, as appropriate.
 10. Field dimensions and conditions, as appropriate.
 11. Contractor's suggested resolution. If Contractor's suggested resolution impacts the Contract Time or the Contract Sum, Contractor shall state impact in the RFI.
 12. Contractor's signature.

13. Attachments: Include sketches, descriptions, measurements, photos, Product Data, Shop Drawings, coordination drawings, and other information necessary to fully describe items needing interpretation.
 - C. Architect's Action: Architect will review each RFI, determine action required, and respond. Allow seven (7) working days for Architect's response for each RFI. RFIs received by Architect after 1:00 p.m. will be considered as received the following working day.
 1. The following Contractor-generated RFIs will be returned without action:
 - a. Requests for approval of submittals.
 - b. Requests for approval of substitutions.
 - c. Requests for approval of Contractor's means and methods.
 - d. Requests for coordination information already indicated in the Contract Documents.
 - e. Requests for adjustments in the Contract Time or the Contract Sum.
 - f. Requests for interpretation of Architect's actions on submittals.
 - g. Incomplete RFIs or inaccurately prepared RFIs.
 2. Architect's action may include a request for additional information, in which case Architect's time for response will date from time of receipt of additional information.
 3. Architect's action on RFIs that may result in a change to the Contract Time or the Contract Sum may be eligible for Contractor to submit Change Proposal according to Section 012600 "Contract Modification Procedures."
 - a. If Contractor believes the RFI response warrants change in the Contract Time or the Contract Sum, notify Architect in writing within 10 days of receipt of the RFI response.
 - D. RFI Log: Prepare, maintain, and submit a tabular log of RFIs organized by the RFI number. Submit log weekly.
 1. Project name.
 2. Name and address of Contractor.
 3. Name and address of Architect.
 4. RFI number including RFIs that were returned without action or withdrawn.
 5. RFI description.
 6. Date the RFI was submitted.
 7. Date Architect's response was received.
 - E. On receipt of Architect's action, update the RFI log and immediately distribute the RFI response to affected parties. Review response and notify Architect within seven days if Contractor disagrees with response.
 1. Identification of related Minor Change in the Work, Construction Change Directive, and Proposal Request, as appropriate.
 2. Identification of related Field Order, Work Change Directive, and Proposal Request, as appropriate.
 - F. Excessive RFI: Upon receipt of the Architects decision on the RFI, Architect's response shall be deemed final. Excessive re-reviews of an RFI shall, at the discretion of the Architect, require the Contractor to compensate the Owner for the Architect's Services at a rate of \$155.00 dollars per hour to perform the re-review.
- 1.8 PROJECT MEETINGS
- A. General: Schedule and conduct meetings and conferences at Project site unless otherwise indicated.

1. Attendees: Inform participants and others involved, and individuals whose presence is required, of date and time of each meeting. Notify Owner and Architect of scheduled meeting dates and times.
 2. Agenda: Prepare the meeting agenda. Distribute the agenda to all invited attendees.
 3. Minutes: Entity responsible for conducting meeting will record significant discussions and agreements achieved. Distribute the meeting minutes to everyone concerned, including Owner and Architect, within three days of the meeting.
- B. Preconstruction Conference: Owner's Representative will schedule and conduct a preconstruction conference before starting construction, at a time convenient to Owner and Architect, but no later than 15 days after execution of the Agreement.
1. Conduct the conference to review responsibilities and personnel assignments.
 2. Attendees: Authorized representatives of Owner Architect, and their consultants; Owner's Representative, Contractor and its superintendent; major subcontractors; suppliers; and other concerned parties shall attend the conference. Participants at the conference shall be familiar with Project and authorized to conclude matters relating to the Work.
 3. Agenda: Discuss items of significance that could affect progress, including the following:
 - a. Tentative construction schedule.
 - b. Phasing.
 - c. Critical work sequencing and long-lead items.
 - d. Designation of key personnel and their duties.
 - e. Lines of communications.
 - f. Procedures for processing field decisions and Change Orders.
 - g. Procedures for RFIs.
 - h. Procedures for testing and inspecting.
 - i. Procedures for processing Applications for Payment.
 - j. Distribution of the Contract Documents.
 - k. Submittal procedures.
 - l. Preparation of record documents.
 - m. Use of the premises.
 - n. Work restrictions.
 - o. Working hours.
 - p. Owner's occupancy requirements.
 - q. Responsibility for temporary facilities and controls.
 - r. Procedures for moisture and mold control.
 - s. Procedures for disruptions and shutdowns.
 - t. Construction waste management and recycling.
 - u. Parking availability.
 - v. Office, work, and storage areas.
 - w. Equipment deliveries and priorities.
 - x. First aid.
 - y. Security.
 - z. Progress cleaning.
 4. Minutes: Entity responsible for conducting meeting will record and distribute meeting minutes.
- C. Pre-installation Conferences: Conduct a pre-installation conference at Project site before each construction activity that requires coordination with other construction.
1. Attendees: Installer and representatives of manufacturers and fabricators involved in or affected by the installation and its coordination or integration with other materials and installations that have preceded or will follow, shall attend the meeting. Advise Architect of scheduled meeting dates.
 2. Agenda: Review progress of other construction activities and preparations for the particular activity under consideration, including requirements for the following:

- a. Contract Documents.
 - b. Options.
 - c. Related RFIs.
 - d. Related Change Orders.
 - e. Purchases.
 - f. Deliveries.
 - g. Submittals.
 - h. Review of mockups.
 - i. Possible conflicts.
 - j. Compatibility requirements.
 - k. Time schedules.
 - l. Weather limitations.
 - m. Manufacturer's written instructions.
 - n. Warranty requirements.
 - o. Compatibility of materials.
 - p. Acceptability of substrates.
 - q. Temporary facilities and controls.
 - r. Space and access limitations.
 - s. Regulations of authorities having jurisdiction.
 - t. Testing and inspecting requirements.
 - u. Installation procedures.
 - v. Coordination with other work.
 - w. Required performance results.
 - x. Protection of adjacent work.
 - y. Protection of construction and personnel.
3. Record significant conference discussions, agreements, and disagreements, including required corrective measures and actions.
 4. Reporting: Distribute minutes of the meeting to each party present and to other parties requiring information.
 5. Do not proceed with installation if the conference cannot be successfully concluded. Initiate whatever actions are necessary to resolve impediments to performance of the Work and reconvene the conference at earliest feasible date.
- D. Project Closeout Conference: Schedule and conduct a project closeout conference, at a time convenient to Owner, Owner's Representative, and Architect, but no later than 90 days prior to the scheduled date of Substantial Completion.
1. Conduct the conference to review requirements and responsibilities related to Project closeout.
 2. Attendees: Authorized representatives of Owner, Architect, and their consultants; Contractor and its superintendent; major subcontractors; suppliers; and other concerned parties shall attend the meeting. Participants at the meeting shall be familiar with Project and authorized to conclude matters relating to the Work.
 3. Agenda: Discuss items of significance that could affect or delay Project closeout, including, but not limited to, all items in Section 017700 Closeout Procedures, and the following:
 - a. Preparation of record documents.
 - b. Procedures required prior to inspection for Substantial Completion and for final inspection for acceptance.
 - c. Submittal of written warranties.
 - d. Requirements for preparing operations and maintenance data.
 - e. Requirements for delivery of material samples, attic stock, and spare parts.
 - f. Requirements for demonstration and training.
 - g. Preparation of Contractor's punch list.

- h. Procedures for processing Applications for Payment at Substantial Completion and for final payment.
 - i. Submittal procedures.
 - j. Coordination of separate contracts.
 - k. Owner's partial occupancy requirements.
 - l. Installation of Owner's furniture, fixtures, and equipment.
 - m. Responsibility for removing temporary facilities and controls.
 4. Minutes: Entity conducting meeting will record and distribute meeting minutes.
- E. Progress Meetings: Conduct progress meetings at weekly intervals.
 1. Coordinate dates of meetings with preparation of payment requests.
 2. Attendees: In addition to representatives of Owner, Owner's Representative, and Architect, each contractor, subcontractor, supplier, and other entity concerned with current progress or involved in planning, coordination, or performance of future activities shall be represented at these meetings. All participants at the meeting shall be familiar with Project and authorized to conclude matters relating to the Work.
 3. Agenda: Review and correct or approve minutes of previous progress meeting. Review other items of significance that could affect progress. Include topics for discussion as appropriate to status of Project.
 - a. Contractor's Construction Schedule: Review progress since the last meeting. Determine whether each activity is on time, ahead of schedule, or behind schedule, in relation to Contractor's construction schedule. Determine how construction behind schedule will be expedited; secure commitments from parties involved to do so. Discuss whether schedule revisions are required to ensure that current and subsequent activities will be completed within the Contract Time.
 - 1) Review schedule for next period.
 - b. Review present and future needs of each entity present, including the following:
 - 1) Interface requirements.
 - 2) Sequence of operations.
 - 3) Status of submittals.
 - 4) Deliveries.
 - 5) Off-site fabrication.
 - 6) Access.
 - 7) Site utilization.
 - 8) Temporary facilities and controls.
 - 9) Progress cleaning.
 - 10) Quality and work standards.
 - 11) Status of correction of deficient items.
 - 12) Field observations.
 - 13) Status of RFIs.
 - 14) Status of proposal requests.
 - 15) Pending changes.
 - 16) Status of Change Orders.
 - 17) Pending claims and disputes.
 - 18) Documentation of information for payment requests.
 4. Minutes: Entity responsible for conducting the meeting will record and distribute the meeting minutes to each party present and to parties requiring information.

- a. **Schedule Updating:** Revise Contractor's construction schedule after each progress meeting where revisions to the schedule have been made or recognized. Issue revised schedule concurrently with the report of each meeting.
- F. **Coordination Meetings:** Conduct Project coordination meetings at regular intervals as required. Project coordination meetings are in addition to specific meetings held for other purposes, such as progress meetings and pre-installation conferences.
1. **Attendees:** In addition to representatives of Owner, Owner's Representative, and Architect, each contractor, subcontractor, supplier, and other entity concerned with current progress or involved in planning, coordination, or performance of future activities shall be represented at these meetings. All participants at the meetings shall be familiar with Project and authorized to conclude matters relating to the Work.
 2. **Agenda:** Review and correct or approve minutes of the previous coordination meeting. Review other items of significance that could affect progress. Include topics for discussion as appropriate to status of Project.
 - a. **Combined Contractor's Construction Schedule:** Review progress since the last coordination meeting. Determine whether each contract is on time, ahead of schedule, or behind schedule, in relation to combined Contractor's construction schedule. Determine how construction behind schedule will be expedited; secure commitments from parties involved to do so. Discuss whether schedule revisions are required to ensure that current and subsequent activities will be completed within the Contract Time.
 - b. **Schedule Updating:** Revise combined Contractor's construction schedule after each coordination meeting where revisions to the schedule have been made or recognized. Issue revised schedule concurrently with report of each meeting.
 - c. **Review present and future needs of each contractor present, including the following:**
 - 1) Interface requirements.
 - 2) Sequence of operations.
 - 3) Status of submittals.
 - 4) Deliveries.
 - 5) Off-site fabrication.
 - 6) Access.
 - 7) Site utilization.
 - 8) Temporary facilities and controls.
 - 9) Work hours.
 - 10) Hazards and risks.
 - 11) Progress cleaning.
 - 12) Quality and work standards.
 - 13) Change Orders.
 3. **Reporting:** Record meeting results and distribute copies to everyone in attendance and to others affected by decisions or actions resulting from each meeting.

PART 2 - PRODUCTS (Not Used)

PART 3 - EXECUTION (Not Used)

END OF SECTION 013100

SECTION 013200 - CONSTRUCTION PROGRESS DOCUMENTATION

PART 1 - GENERAL

1.1 RELATED DOCUMENTS

- A. Drawings and general provisions of the Contract, including General and Supplementary Conditions and other Division 01 Specification Sections, apply to this Section.

1.2 SUMMARY

- A. Section includes administrative and procedural requirements for documenting the progress of construction during performance of the Work, including the following:
 - 1. Startup construction schedule.
 - 2. Contractor's construction schedule.
 - 3. Construction schedule updating reports.
 - 4. Daily construction reports.
 - 5. Material location reports.
 - 6. Site condition reports.
 - 7. Special reports.
- B. Related Requirements:
 - 1. Section 013300 "Submittal Procedures" for submitting schedules and reports.
 - 2. Section 014000 "Quality Requirements" for submitting a schedule of tests and inspections.

1.3 DEFINITIONS

- A. Activity: A discrete part of a project that can be identified for planning, scheduling, monitoring, and controlling the construction project. Activities included in a construction schedule consume time and resources.
 - 1. Critical Activity: An activity on the critical path that must start and finish on the planned early start and finish times.
 - 2. Predecessor Activity: An activity that precedes another activity in the network.
 - 3. Successor Activity: An activity that follows another activity in the network.
- B. Cost Loading: The allocation of the schedule of values for the completion of an activity as scheduled. The sum of costs for all activities must equal the total Contract Sum unless otherwise approved by Architect.
- C. CPM: Critical path method, which is a method of planning and scheduling a construction project where activities are arranged based on activity relationships. Network calculations determine when activities can be performed and the critical path of Project.
- D. Critical Path: The longest connected chain of interdependent activities through the network schedule that establishes the minimum overall Project duration and contains no float.
- E. Event: The starting or ending point of an activity.

- F. Float: The measure of leeway in starting and completing an activity.
 - 1. Float time is not for the exclusive use or benefit of either Owner or Contractor, but is a jointly owned, expiring Project resource available to both parties as needed to meet schedule milestones and Contract completion date.
 - 2. Free float is the amount of time an activity can be delayed without adversely affecting the early start of the successor activity.
 - 3. Total float is the measure of leeway in starting or completing an activity without adversely affecting the planned Project completion date.
- G. Resource Loading: The allocation of manpower and equipment necessary for the completion of an activity as scheduled.

1.4 INFORMATIONAL SUBMITTALS

- A. Format for Submittals: Submit required submittals in the following format:
 - 1. Working electronic copy of schedule file, where indicated.
 - 2. PDF electronic file.
 - 3. Two paper copies.
- B. Startup construction schedule.
 - 1. Approval of cost-loaded, startup construction schedule will not constitute approval of schedule of values for cost-loaded activities.
- C. Startup Network Diagram: Of size required to display entire network for entire construction period. Show logic ties for activities.
- D. Contractor's Construction Schedule: Initial schedule, of size required to display entire schedule for entire construction period.
 - 1. Submit a working electronic copy of schedule, using software indicated, and labeled to comply with requirements for submittals. Include type of schedule (initial or updated) and date on label.
- E. CPM Reports: Concurrent with CPM schedule, submit each of the following reports. Format for each activity in reports shall contain activity number, activity description, cost and resource loading, original duration, remaining duration, early start date, early finish date, late start date, late finish date, and total float in calendar days.
 - 1. Activity Report: List of all activities sorted by activity number and then early start date, or actual start date if known.
 - 2. Logic Report: List of preceding and succeeding activities for all activities, sorted in ascending order by activity number and then early start date, or actual start date if known.
 - 3. Total Float Report: List of all activities sorted in ascending order of total float.
- F. Construction Schedule Updating Reports: Submit with Applications for Payment.
- G. Daily Construction Reports: Submit at monthly intervals.
- H. Material Location Reports: Submit at monthly intervals.
- I. Site Condition Reports: Submit at time of discovery of differing conditions.

- J. Special Reports: Submit at time of unusual event.
- K. Qualification Data: For scheduling consultant.

1.5 QUALITY ASSURANCE

- A. Scheduling Consultant Qualifications: An experienced specialist in CPM scheduling and reporting, with capability of producing CPM reports and diagrams within 24 hours of Architect's request.
- B. Prescheduling Conference: Conduct conference at Project site to comply with requirements in Section 013100 "Project Management and Coordination." Review methods and procedures related to the preliminary construction schedule and Contractor's construction schedule, including, but not limited to, the following:
 - 1. Review software limitations and content and format for reports.
 - 2. Verify availability of qualified personnel needed to develop and update schedule.
 - 3. Discuss constraints, including interim milestones.
 - 4. Review delivery dates for Owner-furnished products.
 - 5. Review schedule for work of Owner's separate contracts.
 - 6. Review submittal requirements and procedures.
 - 7. Review time required for review of submittals and resubmittals.
 - 8. Review requirements for tests and inspections by independent testing and inspecting agencies.
 - 9. Review time required for Project closeout and Owner startup procedures, including commissioning activities.
 - 10. Review and finalize list of construction activities to be included in schedule.
 - 11. Review procedures for updating schedule.

1.6 COORDINATION

- A. Coordinate Contractor's construction schedule with the schedule of values, list of subcontracts, submittal schedule, progress reports, payment requests, and other required schedules and reports.
 - 1. Secure time commitments for performing critical elements of the Work from entities involved.
 - 2. Coordinate each construction activity in the network with other activities and schedule them in proper sequence.

PART 2 - PRODUCTS

2.1 CONTRACTOR'S CONSTRUCTION SCHEDULE, GENERAL

- A. Time Frame: Extend schedule from date established for the Notice of Award to date of final completion.
 - 1. Contract completion date shall not be changed by submission of a schedule that shows an early completion date, unless specifically authorized by Change Order.
- B. Activities: Treat each story or separate area as a separate numbered activity for each main element of the Work. Comply with the following:
 - 1. Activity Duration: Define activities so no activity is longer than 20 days, unless specifically allowed by Architect.

2. Procurement Activities: Include procurement process activities for the following long lead items and major items, requiring a cycle of more than 60 days, as separate activities in schedule. Procurement cycle activities include, but are not limited to, submittals, approvals, purchasing, fabrication, and delivery.
 3. Submittal Review Time: Include review and resubmittal times indicated in Section 013300 "Submittal Procedures" in schedule. Coordinate submittal review times in Contractor's construction schedule with submittal schedule.
 4. Startup and Testing Time: Include no fewer than 15 days for startup and testing.
 5. Substantial Completion: Indicate completion in advance of date established for Substantial Completion, and allow time for Architect's administrative procedures necessary for certification of Substantial Completion.
 6. Punch List and Final Completion: Include not more than 30 days for completion of punch list items and final completion.
- C. Constraints: Include constraints and work restrictions indicated in the Contract Documents and as follows in schedule, and show how the sequence of the Work is affected.
1. Phasing: Arrange list of activities on schedule by phase.
 2. Work under More Than One Contract: Include a separate activity for each contract.
 3. Work by Owner: Include a separate activity for each portion of the Work performed by Owner.
 4. Products Ordered in Advance: Include a separate activity for each product. Include delivery date indicated in Section 011000 "Summary." Delivery dates indicated stipulate the earliest possible delivery date.
 5. Owner-Furnished Products: Include a separate activity for each product. Include delivery date indicated in Section 011000 "Summary." Delivery dates indicated stipulate the earliest possible delivery date.
 6. Work Restrictions: Show the effect of the following items on the schedule:
 - a. Coordination with existing construction.
 - b. Limitations of continued occupancies.
 - c. Uninterruptible services.
 - d. Partial occupancy before Substantial Completion.
 - e. Use of premises restrictions.
 - f. Provisions for future construction.
 - g. Seasonal variations.
 - h. Environmental control.
 7. Work Stages: Indicate important stages of construction for each major portion of the Work, including, but not limited to, the following:
 - a. Subcontract awards.
 - b. Submittals.
 - c. Purchases.
 - d. Mockups.
 - e. Fabrication.
 - f. Sample testing.
 - g. Deliveries.
 - h. Installation.
 - i. Tests and inspections.
 - j. Adjusting.
 - k. Curing.
 8. Construction Areas: Identify each major area of construction for each major portion of the Work. Indicate where each construction activity within a major area must be sequenced or integrated with other construction activities to provide for the following:

- a. Structural completion.
 - b. Temporary enclosure and space conditioning.
 - c. Permanent space enclosure.
 - d. Completion of mechanical installation.
 - e. Completion of electrical installation.
 - f. Substantial Completion.
9. Other Constraints: .
- D. Milestones: Include milestones indicated in the Contract Documents in schedule, including, but not limited to, the Notice to Proceed, Substantial Completion, and final completion.
- E. Cost Correlation: Superimpose a cost correlation timeline, indicating planned and actual costs. On the line, show planned and actual dollar volume of the Work performed as of planned and actual dates used for preparation of payment requests.
1. See Section 012900 "Payment Procedures" for cost reporting and payment procedures.
- F. Upcoming Work Summary: Prepare summary report indicating activities scheduled to occur or commence prior to submittal of next schedule update. Summarize the following issues:
1. Unresolved issues.
 2. Unanswered Requests for Information.
 3. Rejected or unreturned submittals.
 4. Notations on returned submittals.
 5. Pending modifications affecting the Work and Contract Time.
- G. Recovery Schedule: When periodic update indicates the Work is 14 or more calendar days behind the current approved schedule, submit a separate recovery schedule indicating means by which Contractor intends to regain compliance with the schedule. Indicate changes to working hours, working days, crew sizes, and equipment required to achieve compliance, and date by which recovery will be accomplished.
- 2.2 STARTUP CONSTRUCTION SCHEDULE
- A. Bar-Chart Schedule: Submit startup, horizontal, bar-chart-type construction schedule within seven days of date established for the Notice of Award.
- B. Preparation: Indicate each significant construction activity separately. Identify first workday of each week with a continuous vertical line. Outline significant construction activities for first 90 days of construction. Include skeleton diagram for the remainder of the Work and a cash requirement prediction based on indicated activities.
- 2.3 CONTRACTOR'S CONSTRUCTION SCHEDULE (CPM SCHEDULE)
- A. General: Prepare network diagrams using AON (activity-on-node) format.
- B. Startup Network Diagram: Submit diagram within 14 days of date established for the Notice of Award. Outline significant construction activities for the first 90 days of construction. Include skeleton diagram for the remainder of the Work and a cash requirement prediction based on indicated activities.
- C. CPM Schedule: Prepare Contractor's construction schedule using a cost- and resource-loaded, time-scaled CPM network analysis diagram for the Work.

1. Develop network diagram in sufficient time to submit CPM schedule so it can be accepted for use no later than 60 days after date established for the Notice of Award.
 - a. Failure to include any work item required for performance of this Contract shall not excuse Contractor from completing all work within applicable completion dates, regardless of Architect's approval of the schedule.
 2. Conduct educational workshops to train and inform key Project personnel, including subcontractors' personnel, in proper methods of providing data and using CPM schedule information.
 3. Establish procedures for monitoring and updating CPM schedule and for reporting progress. Coordinate procedures with progress meeting and payment request dates.
 4. Use "one workday" as the unit of time for individual activities. Indicate nonworking days and holidays incorporated into the schedule in order to coordinate with the Contract Time.
- D. CPM Schedule Preparation: Prepare a list of all activities required to complete the Work. Using the startup network diagram, prepare a skeleton network to identify probable critical paths.
1. Activities: Indicate the estimated time duration, sequence requirements, and relationship of each activity in relation to other activities. Include estimated time frames for the following activities:
 - a. Preparation and processing of submittals.
 - b. Mobilization and demobilization.
 - c. Purchase of materials.
 - d. Delivery.
 - e. Fabrication.
 - f. Utility interruptions.
 - g. Installation.
 - h. Work by Owner that may affect or be affected by Contractor's activities.
 - i. Testing and commissioning.
 - j. Punch list and final completion.
 - k. Activities occurring following final completion.
 2. Critical Path Activities: Identify critical path activities, including those for interim completion dates. Scheduled start and completion dates shall be consistent with Contract milestone dates.
 3. Processing: Process data to produce output data on a computer-drawn, time-scaled network. Revise data, reorganize activity sequences, and reproduce as often as necessary to produce the CPM schedule within the limitations of the Contract Time.
 4. Format: Mark the critical path. Locate the critical path near center of network; locate paths with most float near the edges.
 - a. Subnetworks on separate sheets are permissible for activities clearly off the critical path.
 5. Cost- and Resource-Loading of CPM Schedule: Assign cost to construction activities on the CPM schedule. Do not assign costs to submittal activities. Obtain Architect's approval prior to assigning costs to fabrication and delivery activities. Assign costs under main subcontracts for testing and commissioning activities, operation and maintenance manuals, punch list activities, in the amount of 5 percent of the Contract Sum.
 - a. Each activity cost shall reflect an appropriate value subject to approval by Architect.
 - b. Total cost assigned to activities shall equal the total Contract Sum.
- E. Contract Modifications: For each proposed contract modification and concurrent with its submission, prepare a time-impact analysis using a network fragment to demonstrate the effect of the proposed change on the overall project schedule.

- F. Initial Issue of Schedule: Prepare initial network diagram from a sorted activity list indicating straight "early start-total float." Identify critical activities. Prepare tabulated reports showing the following:
1. Contractor or subcontractor and the Work or activity.
 2. Description of activity.
 3. Main events of activity.
 4. Immediate preceding and succeeding activities.
 5. Early and late start dates.
 6. Early and late finish dates.
 7. Activity duration in workdays.
 8. Total float or slack time.
 9. Average size of workforce.
 10. Dollar value of activity (coordinated with the schedule of values).
- G. Schedule Updating: Concurrent with making revisions to schedule, prepare tabulated reports showing the following:
1. Identification of activities that have changed.
 2. Changes in early and late start dates.
 3. Changes in early and late finish dates.
 4. Changes in activity durations in workdays.
 5. Changes in the critical path.
 6. Changes in total float or slack time.
 7. Changes in the Contract Time.
- H. Value Summaries: Prepare two cumulative value lists, sorted by finish dates.
1. In first list, tabulate activity number, early finish date, dollar value, and cumulative dollar value.
 2. In second list, tabulate activity number, late finish date, dollar value, and cumulative dollar value.
 3. In subsequent issues of both lists, substitute actual finish dates for activities completed as of list date.
 4. Prepare list for ease of comparison with payment requests; coordinate timing with progress meetings.
 - a. In both value summary lists, tabulate "actual percent complete" and "cumulative value completed" with total at bottom.
 - b. Submit value summary printouts one week before each regularly scheduled progress meeting.

2.4 REPORTS

- A. Daily Construction Reports: Prepare a daily construction report through Oracle's Primavera Contract Management Program to record the following information concerning events at Project site:
1. List of subcontractors at Project site.
 2. List of separate contractors at Project site.
 3. Approximate count of personnel at Project site.
 4. Equipment at Project site.
 5. Material deliveries.
 6. High and low temperatures and general weather conditions, including presence of rain or snow.
 7. Accidents.
 8. Meetings and significant decisions.
 9. Unusual events (see special reports).

10. Stoppages, delays, shortages, and losses.
11. Meter readings and similar recordings.
12. Emergency procedures.
13. Orders and requests of authorities having jurisdiction.
14. Change Orders received and implemented.
15. Construction Change Directives received and implemented.
16. Services connected and disconnected.
17. Equipment or system tests and startups.
18. Partial completions and occupancies.
19. Substantial Completions authorized.

- B. Site Condition Reports: Immediately on discovery of a difference between site conditions and the Contract Documents, prepare and submit a detailed report. Submit with a Request for Information. Include a detailed description of the differing conditions, together with recommendations for changing the Contract Documents.

2.5 SPECIAL REPORTS

- A. General: Submit special reports directly to Owner within one day(s) of an occurrence. Distribute copies of report to parties affected by the occurrence.
- B. Reporting Unusual Events: When an event of an unusual and significant nature occurs at Project site, whether or not related directly to the Work, prepare and submit a special report. List chain of events, persons participating, response by Contractor's personnel, evaluation of results or effects, and similar pertinent information. Advise Owner in advance when these events are known or predictable.

PART 3 - EXECUTION

3.1 CONTRACTOR'S CONSTRUCTION SCHEDULE

- A. Scheduling Consultant: Engage a consultant to provide planning, evaluation, and reporting using CPM scheduling.
1. In-House Option: Owner may waive the requirement to retain a consultant if Contractor employs skilled personnel with experience in CPM scheduling and reporting techniques. Submit qualifications.
 2. Meetings: Scheduling consultant shall attend all meetings related to Project progress, alleged delays, and time impact.
- B. Contractor's Construction Schedule Updating: At monthly intervals, update schedule to reflect actual construction progress and activities. Issue a hard copy of the schedule as well as an electronic file of the P6 schedule one week before each regularly scheduled progress meeting.
1. Revise schedule immediately after each meeting or other activity where revisions have been recognized or made. Issue updated schedule concurrently with the report of each such meeting.
 2. Include a report with updated schedule that indicates every change, including, but not limited to, changes in logic, durations, actual starts and finishes, and activity durations.
 3. As the Work progresses, indicate final completion percentage for each activity.
- C. Distribution: Distribute copies of approved schedule to Architect Owner, separate contractors, testing and inspecting agencies, and other parties identified by Contractor with a need-to-know schedule responsibility.

1. Post copies in Project meeting rooms and temporary field offices.
2. When revisions are made, distribute updated schedules to the same parties and post in the same locations. Delete parties from distribution when they have completed their assigned portion of the Work and are no longer involved in performance of construction activities.

END OF SECTION 013200

SECTION 013300 - SUBMITTAL PROCEDURES

PART 1 - GENERAL

1.1 RELATED DOCUMENTS

- A. Drawings and general provisions of the Contract, including General and Supplementary Conditions and other Division 01 Specification Sections, apply to this Section.

1.2 SUMMARY

- A. Section includes requirements for the submittal schedule and administrative and procedural requirements for submitting Shop Drawings, Product Data, Samples, and other submittals.
- B. Related Requirements:
 - 1. Section 012900 "Payment Procedures" for submitting Applications for Payment and the schedule of values.
 - 2. Section 013200 "Construction Progress Documentation" for submitting schedules and reports, including Contractor's construction schedule.
 - 3. Section 017823 "Operation and Maintenance Data" for submitting operation and maintenance manuals.
 - 4. Section 017839 "Project Record Documents" for submitting record Drawings, record Specifications, and record Product Data.

1.3 DEFINITIONS

- A. Action Submittals: Written and graphic information and physical samples that require Architect's responsive action. Action submittals are those submittals indicated in individual Specification Sections as "action submittals."
- B. Informational Submittals: Written and graphic information and physical samples that do not require Architect's responsive action. Submittals may be rejected for not complying with requirements. Informational submittals are those submittals indicated in individual Specification Sections as "informational submittals."
- C. File Transfer Protocol (FTP): Communications protocol that enables transfer of files to and from another computer over a network and that serves as the basis for standard Internet protocols. An FTP site is a portion of a network located outside of network firewalls within which internal and external users are able to access files.
- D. Portable Document Format (PDF): An open standard file format licensed by Adobe Systems used for representing documents in a device-independent and display resolution-independent fixed-layout document format.

1.4 ACTION SUBMITTALS

- A. Submittal Schedule: Submit a schedule of submittals, arranged in chronological order by dates required by construction schedule. Include time required for review, ordering, manufacturing, fabrication, and delivery when establishing dates. Include additional time required for making corrections or revisions to submittals noted by Architect and additional time for handling and reviewing submittals required by those corrections.
1. Coordinate submittal schedule with list of subcontracts, the schedule of values, and Contractor's construction schedule.
 2. Initial Submittal: Submit concurrently with startup construction schedule. Include submittals required during the first 60 days of construction. List those submittals required to maintain orderly progress of the Work and those required early because of long lead time for manufacture or fabrication.
 3. Final Submittal: Submit concurrently with the first complete submittal of Contractor's construction schedule.
 - a. Submit revised submittal schedule to reflect changes in current status and timing for submittals.
 4. Format: Arrange the following information in a tabular format:
 - a. Scheduled date for first submittal.
 - b. Specification Section number and title.
 - c. Submittal category: Action; informational.
 - d. Name of subcontractor.
 - e. Description of the Work covered.
 - f. Scheduled date for Architect's final release or approval.
 - g. Scheduled date of fabrication.
 - h. Scheduled dates for purchasing.
 - i. Scheduled dates for installation.
 - j. Activity or event number.

1.5 SUBMITTAL ADMINISTRATIVE REQUIREMENTS

- A. Architect's Digital Data Files: Electronic digital data files of the Contract Drawings will not be provided by Architect for Contractor's use in preparing submittals.
- B. Coordination: Coordinate preparation and processing of submittals with performance of construction activities.
1. Coordinate each submittal with fabrication, purchasing, testing, delivery, other submittals, and related activities that require sequential activity.
 2. Submit all submittal items required for each Specification Section concurrently unless partial submittals for portions of the Work are indicated on approved submittal schedule.
 3. Submit action submittals and informational submittals required by the same Specification Section as separate packages under separate transmittals.
 4. Coordinate transmittal of different types of submittals for related parts of the Work so processing will not be delayed because of need to review submittals concurrently for coordination.
 - a. Architect reserves the right to withhold action on a submittal requiring coordination with other submittals until related submittals are received.

- C. Processing Time: Allow time for submittal review, including time for resubmittals, as follows. Time for review shall commence on Architect's receipt of submittal. No extension of the Contract Time will be authorized because of failure to transmit submittals enough in advance of the Work to permit processing, including resubmittals.
1. Initial Review: Allow 21 days for initial review of each submittal. Allow additional time if coordination with subsequent submittals is required. Architect will advise Contractor when a submittal being processed must be delayed for coordination.
 2. Intermediate Review: If intermediate submittal review is necessary, process it in same manner as initial submittal.
 3. Resubmittal Review: Allow 15 days for review of each resubmittal.
 - a. Architect or his consultant(s) will review a maximum of one (1) resubmittal. Additional resubmittal reviews will be paid for by the general contractor to the at a rate of \$155.00 dollars an hour for reimbursement to the Architect or his consultant(s).
 4. Sequential Review: Where sequential review of submittals by Architect's consultants, Owner, or other parties is indicated, allow 21 days for initial review of each submittal.
 5. Concurrent Consultant Review: Where the Contract Documents indicate that submittals may be transmitted simultaneously to Architect and to Architect's consultants, allow 15 days for review of each submittal. Submittal will be returned to Architect before being returned to Contractor.
- D. Paper Submittals: Place a permanent label or title block on each submittal item for identification.
1. Indicate name of firm or entity that prepared each submittal on label or title block.
 2. Contractor signature indication that submittal is in conformance to the specifications.
 3. Provide a space approximately [6 by 8 inches] on label or beside title block to record Contractor's review and approval markings and action taken by Architect.
 4. Include the following information for processing and recording action taken:
 - a. Project name.
 - b. Date.
 - c. Name of Architect.
 - d. Name of Owner's Representative.
 - e. Name of Contractor.
 - f. Name of subcontractor.
 - g. Name of supplier.
 - h. Name of manufacturer.
 - i. Submittal number or other unique identifier, including revision identifier.
 - 1) Submittal number shall use Specification Section number followed by a decimal point and then a sequential number (e.g., 061000.01). Resubmittals shall include an alphabetic suffix after another decimal point (e.g., 061000.01.A).
 - j. Number and title of appropriate Specification Section.
 - k. Drawing number and detail references, as appropriate.
 - l. Location(s) where product is to be installed, as appropriate.
 - m. Other necessary identification.
 5. Additional Paper Copies: Unless additional copies are required for final submittal, and unless Architect observes noncompliance with provisions in the Contract Documents, initial submittal may serve as final submittal.

6. Transmittal for Paper Submittals: Assemble each submittal individually and appropriately for transmittal and handling. Transmit each submittal using a transmittal form. Architect will discard submittals received from sources other than Contractor.
 - a. Transmittal Form for Paper Submittals: Use AIA Document G810.
 - b. Transmittal Form for Paper Submittals: Provide locations on form for the following information:
 - 1) Project name.
 - 2) Date.
 - 3) Destination (To:).
 - 4) Source (From:).
 - 5) Name and address of Architect.
 - 6) Name of Owner's Representative.
 - 7) Name of Contractor.
 - 8) Name of firm or entity that prepared submittal.
 - 9) Names of subcontractor, manufacturer, and supplier.
 - 10) Category and type of submittal.
 - 11) Submittal purpose and description.
 - 12) Specification Section number and title.
 - 13) Specification paragraph number or drawing designation and generic name for each of multiple items.
 - 14) Drawing number and detail references, as appropriate.
 - 15) Indication of full or partial submittal.
 - 16) Transmittal number, numbered consecutively.
 - 17) Submittal and transmittal distribution record.
 - 18) Remarks.
 - 19) Signature of transmitter.
- E. Electronic Submittals: Only upon Architect's approval.
- F. Options: Identify options requiring selection by Architect.
- G. Deviations and Additional Information: On an attached separate sheet, prepared on Contractor's letterhead, record relevant information, requests for data, revisions other than those requested by Architect on previous submittals, and deviations from requirements in the Contract Documents, including minor variations and limitations. Include same identification information as related submittal.
- H. Resubmittals: Make resubmittals in same form and number of copies as initial submittal.
 1. Note date and content of previous submittal.
 2. Note date and content of revision in label or title block and clearly indicate extent of revision.
 3. Resubmit submittals until they are marked with approval notation from Architect's action stamp.
- I. Distribution: Furnish copies of final submittals to manufacturers, subcontractors, suppliers, fabricators, installers, authorities having jurisdiction, and others as necessary for performance of construction activities. Show distribution on transmittal forms.
- J. Use for Construction: Retain complete copies of submittals on Project site. Use only final action submittals that are marked with approval notation from Architect's action stamp.

PART 2 - PRODUCTS

2.1 SUBMITTAL PROCEDURES

- A. General Submittal Procedure Requirements: Prepare and submit submittals required by individual Specification Sections. Types of submittals are indicated in individual Specification Sections.
1. Action Submittals: Submit four (4) paper copies of each submittal unless otherwise indicated. Architect will return one (1) copy to Contractor.
 2. Informational Submittals: Submit four (4) paper copies of each submittal unless otherwise indicated. Architect will not return copies.
 3. Certificates and Certifications Submittals: Provide a statement that includes signature of entity responsible for preparing certification. Certificates and certifications shall be signed by an officer or other individual authorized to sign documents on behalf of that entity.
 - a. Provide a digital signature with digital certificate on electronically submitted certificates and certifications where indicated.
 - b. Provide a notarized statement on original paper copy certificates and certifications where indicated.
- B. Product Data: Collect information into a single submittal for each element of construction and type of product or equipment.
1. If information must be specially prepared for submittal because standard published data are not suitable for use, submit as Shop Drawings, not as Product Data.
 2. Mark each copy of each submittal to show which products and options are applicable.
 3. Include the following information, as applicable:
 - a. Manufacturer's catalog cuts.
 - b. Manufacturer's product specifications.
 - c. Standard color charts.
 - d. Statement of compliance with specified referenced standards.
 - e. Testing by recognized testing agency.
 - f. Application of testing agency labels and seals.
 - g. Notation of coordination requirements.
 - h. Availability and delivery time information.
 4. For equipment, include the following in addition to the above, as applicable:
 - a. Wiring diagrams showing factory-installed wiring.
 - b. Printed performance curves.
 - c. Operational range diagrams.
 - d. Clearances required to other construction, if not indicated on accompanying Shop Drawings.
 5. Submit Product Data before or concurrent with Samples.
 6. Submit Product Data in the following format:
 - a. Four (4) paper copies of Product Data unless otherwise indicated. Architect will return one (1) copy to Contractor.
- C. Shop Drawings: Prepare Project-specific information, drawn accurately to scale. Do not base Shop Drawings on reproductions of the Contract Documents or standard printed data.

1. Preparation: Fully illustrate requirements in the Contract Documents. Include the following information, as applicable:
 - a. Identification of products.
 - b. Schedules.
 - c. Compliance with specified standards.
 - d. Notation of coordination requirements.
 - e. Notation of dimensions established by field measurement.
 - f. Relationship and attachment to adjoining construction clearly indicated.
 - g. Seal and signature of professional engineer if specified.
 2. Sheet Size: Except for templates, patterns, and similar full-size drawings, submit Shop Drawings on sheets at least 8-1/2 by 11 inches, but no larger than 30 by 42 inches.
 3. Submit Shop Drawings in the following format:
 - a. Four (4) copies of each submittal. Architect will return one (1) copy to Contractor.
- D. Samples: Submit Samples for review of kind, color, pattern, and texture for a check of these characteristics with other elements and for a comparison of these characteristics between submittal and actual component as delivered and installed.
1. Transmit Samples that contain multiple, related components such as accessories together in one submittal package.
 2. Identification: Attach label on unexposed side of Samples that includes the following:
 - a. Generic description of Sample.
 - b. Product name and name of manufacturer.
 - c. Sample source.
 - d. Number and title of applicable Specification Section.
 - e. Specification paragraph number and generic name of each item.
 3. For projects where electronic submittals are required, provide corresponding electronic submittal of Sample transmittal, digital image file illustrating Sample characteristics, and identification information for record.
 4. Disposition: Maintain sets of approved Samples at Project site, available for quality-control comparisons throughout the course of construction activity. Sample sets may be used to determine final acceptance of construction associated with each set.
 - a. Samples that may be incorporated into the Work are indicated in individual Specification Sections. Such Samples must be in an undamaged condition at time of use.
 - b. Samples not incorporated into the Work, or otherwise designated as Owner's property, are the property of Contractor.
 5. Samples for Initial Selection: Submit manufacturer's color charts consisting of units or sections of units showing the full range of colors, textures, and patterns available.
 - a. Number of Samples: Submit one full set(s) of available choices where color, pattern, texture, or similar characteristics are required to be selected from manufacturer's product line. Architect will return submittal with options selected.
 6. Samples for Verification: Submit full-size units or Samples of size indicated, prepared from same material to be used for the Work, cured and finished in manner specified, and physically identical with material or product proposed for use, and that show full range of color and texture variations expected. Samples include, but are not limited to, the following: partial sections of manufactured

or fabricated components; small cuts or containers of materials; complete units of repetitively used materials; swatches showing color, texture, and pattern; color range sets; and components used for independent testing and inspection.

- a. Number of Samples: Submit three sets of Samples. Architect will retain two Sample sets; remainder will be returned.
 - 1) Submit a single Sample where assembly details, workmanship, fabrication techniques, connections, operation, and other similar characteristics are to be demonstrated.
 - 2) If variation in color, pattern, texture, or other characteristic is inherent in material or product represented by a Sample, submit at least three sets of paired units that show approximate limits of variations.
- E. Product Schedule: As required in individual Specification Sections, prepare a written summary indicating types of products required for the Work and their intended location. Include the following information in tabular form:
 1. Type of product. Include unique identifier for each product indicated in the Contract Documents or assigned by Contractor if none is indicated.
 2. Manufacturer and product name, and model number if applicable.
 3. Number and name of room or space.
 4. Location within room or space.
 5. Submit product schedule in the following format:
 - a. PDF electronic file.
 - b. Three paper copies of product schedule or list unless otherwise indicated. Architect will return two copies.
- F. Coordination Drawing Submittals: Comply with requirements specified in Section 013100 "Project Management and Coordination."
- G. Contractor's Construction Schedule: Comply with requirements specified in Section 013200 "Construction Progress Documentation."
- H. Application for Payment and Schedule of Values: Comply with requirements specified in Section 012900 "Payment Procedures."
- I. Test and Inspection Reports and Schedule of Tests and Inspections Submittals: Comply with requirements specified in Section 014000 "Quality Requirements."
- J. Closeout Submittals and Maintenance Material Submittals: Comply with requirements specified in Section 01770 "Closeout Procedures."
- K. Maintenance Data: Comply with requirements specified in Section 017823 "Operation and Maintenance Data."
- L. Qualification Data: Prepare written information that demonstrates capabilities and experience of firm or person. Include lists of completed projects with project names and addresses, contact information of architects and owners, and other information specified.
- M. Welding Certificates: Prepare written certification that welding procedures and personnel comply with requirements in the Contract Documents. Submit record of Welding Procedure Specification and Procedure Qualification Record on AWS forms. Include names of firms and personnel certified.

- N. Installer Certificates: Submit written statements on manufacturer's letterhead certifying that Installer complies with requirements in the Contract Documents and, where required, is authorized by manufacturer for this specific Project.
- O. Manufacturer Certificates: Submit written statements on manufacturer's letterhead certifying that manufacturer complies with requirements in the Contract Documents. Include evidence of manufacturing experience where required.
- P. Product Certificates: Submit written statements on manufacturer's letterhead certifying that product complies with requirements in the Contract Documents.
- Q. Material Certificates: Submit written statements on manufacturer's letterhead certifying that material complies with requirements in the Contract Documents.
- R. Material Test Reports: Submit reports written by a qualified testing agency, on testing agency's standard form, indicating and interpreting test results of material for compliance with requirements in the Contract Documents.
- S. Product Test Reports: Submit written reports indicating that current product produced by manufacturer complies with requirements in the Contract Documents. Base reports on evaluation of tests performed by manufacturer and witnessed by a qualified testing agency, or on comprehensive tests performed by a qualified testing agency.
- T. Research Reports: Submit written evidence, from a model code organization acceptable to authorities having jurisdiction, that product complies with building code in effect for Project. Include the following information:
1. Name of evaluation organization.
 2. Date of evaluation.
 3. Time period when report is in effect.
 4. Product and manufacturers' names.
 5. Description of product.
 6. Test procedures and results.
 7. Limitations of use.
- U. Preconstruction Test Reports: Submit reports written by a qualified testing agency, on testing agency's standard form, indicating and interpreting results of tests performed before installation of product, for compliance with performance requirements in the Contract Documents.
- V. Compatibility Test Reports: Submit reports written by a qualified testing agency, on testing agency's standard form, indicating and interpreting results of compatibility tests performed before installation of product. Include written recommendations for primers and substrate preparation needed for adhesion.
- W. Field Test Reports: Submit written reports indicating and interpreting results of field tests performed either during installation of product or after product is installed in its final location, for compliance with requirements in the Contract Documents.
- X. Design Data: Prepare and submit written and graphic information, including, but not limited to, performance and design criteria, list of applicable codes and regulations, and calculations. Include list of assumptions and other performance and design criteria and a summary of loads. Include load diagrams if applicable. Provide name and version of software, if any, used for calculations. Include page numbers.

2.2 DELEGATED-DESIGN SERVICES

- A. Performance and Design Criteria: Where professional design services or certifications by a design professional are specifically required of Contractor by the Contract Documents, provide products and systems complying with specific performance and design criteria indicated.
 - 1. If criteria indicated are not sufficient to perform services or certification required, submit a written request for additional information to Architect.
- B. Delegated-Design Services Certification: In addition to Shop Drawings, Product Data, and other required submittals, submit three paper copies of certificate, signed and sealed by the responsible design professional, for each product and system specifically assigned to Contractor to be designed or certified by a design professional.
 - 1. Indicate that products and systems comply with performance and design criteria in the Contract Documents. Include list of codes, loads, and other factors used in performing these services.

PART 3 - EXECUTION

3.1 CONTRACTOR'S REVIEW

- A. Action and Informational Submittals: Review each submittal and check for coordination with other Work of the Contract and for compliance with the Contract Documents. Note corrections and field dimensions. Mark with approval stamp before submitting to Architect and Owner's Representative.
- B. Project Closeout and Maintenance Material Submittals: Refer to Section 017700 "Closeout Procedures."
- C. Approval Stamp: Stamp each submittal with a uniform, approval stamp. Include Project name and location, submittal number, Specification Section title and number, name of reviewer, date of Contractor's approval, and statement certifying that submittal has been reviewed, checked, and approved for compliance with the Contract Documents.

3.2 ARCHITECT'S ACTION

- A. Action Submittals: Architect will review each submittal, make marks to indicate corrections or revisions required, and return it. Architect will stamp each submittal with an action stamp and will mark stamp appropriately to indicate action.
- B. Informational Submittals: Architect will review each submittal and will not return it, or will return it if it does not comply with requirements. Architect will forward each submittal to appropriate party.
- C. Partial submittals prepared for a portion of the Work will be reviewed when use of partial submittals has received prior approval from Architect.
- D. Incomplete submittals are unacceptable, will be considered nonresponsive, and will be returned for resubmittal without review.
- E. Submittals not required by the Contract Documents may be returned by the Architect without action.

END OF SECTION 013300

SECTION 013591 - HISTORIC TREATMENT PROCEDURES

PART 1 - GENERAL

1.1 RELATED DOCUMENTS

- A. Drawings and general provisions of the Contract, including General and Supplementary Conditions and other Division 01 Specification Sections, apply to this Section.

1.2 SUMMARY

- A. Section includes administrative and procedural requirements for the preservation of historic materials:
 - 1. General protection, salvage and treatment procedures for historic windows, trims and façade components.
- B. Related Requirements:
 - 1. Section 013300 "Submittal Procedures" for submitting copies of submittals for operation and maintenance manuals.
 - 2. Section 015000 "Temporary Facilities and Controls"
 - 3. Section 017419 "Construction Waste Management and Disposal"

1.3 DESCRIPTION

- A. General: It shall be understood that the Work of this Section seeks to preserve the character of the historic building by leaving in place as much of the original materials as possible and, where removals are necessary, by saving historic building components, fixtures and fittings for subsequent reinstallation

1.4 REFERENCES

- A. National Park Service Preservation Tech Note Number 2, Specifying Temporary Protection of Historic Interiors during Construction and Repair.
- B. NFPA 241, Standard for Safeguarding Building Construction and Demolition Operations,

1.5 DEFINITIONS

- A. "Consolidate": To strengthen loose or deteriorated materials in situ.
- B. "Dismantle": To disassemble and detach items by hand from existing construction to the limits indicated, using small hand tools and small one-hand power tools, so as to protect nearby historic surfaces; and legally dispose of dismantled items off-site, unless indicated to be salvaged or reinstalled.
- C. "Existing to Remain": Existing items that are not to be removed or dismantled. Take precautions to protect materials noted.

- D. "Historic": Spaces, areas, rooms, surfaces, materials, finishes, and overall appearance which are important to the successful restoration as determined by Architect.
- E. "Match": To blend with adjacent construction and manifest no apparent difference in material type, species, cut, form, detail, color, grain, texture or finish; as approved by Architect.
- F. "Preserve": To apply measures necessary to sustain the existing form, integrity, and materials of a historic property. Work may include preliminary measures to protect and stabilize the property.
- G. "Protect": Take all necessary precautions to keep historic materials of the building from damage or injury. Provide temporary guards and covering as needed. Materials should be in the same condition and same location in the building upon completion of the project as when they were when the project began.
- H. "Reconstruct": To remove existing item, replicate damaged or missing components, and reinstall in original position.
- I. "Refinish": To remove existing finishes to base material and apply new finish to match original or as otherwise indicated.
- J. "Reinstall": To protect removed or dismantled item, repair and clean as indicated for reuse, and reinstall in original position, or where indicated.
- K. "Remove": To detach or dismantle items from existing construction, label, package, and deliver them to Owner ready for reuse or storage, or as indicated for reinstallation.
- L. "Repair": To correct damage and defects, retaining existing materials, features and finishes while employing a little new material as possible. Includes patching, piecing-in, splicing, consolidating, or otherwise reinforcing or upgrading materials with appropriate and approved materials and methods.
- M. "Replace": To remove, duplicate, and reinstall entire item with new material. The original item is the pattern for creating duplicates unless noted otherwise.
- N. "Restore": To consolidate, replicate, reproduce, repair, and refinish as required to achieve the indicated results.
- O. "Retain": To keep existing items that are not to be removed or dismantled.
- P. "Salvage": To protect removed or dismantled items and deliver them to the Owner, ready for reuse as indicated.

1.6 CLOSEOUT SUBMITTALS

- A. Historic Treatment Program: Prepare a written plan for historic treatments for the Project, including each phase or process, including removal of historic materials, and protection of surrounding materials during operations. Describe in detail the materials, methods, and equipment to be used for each phase of work. Show compliance with indicated methods and procedures specified in this and other Sections. Include the following.
 - 1. Dust and Noise Control: Include locations of proposed temporary dust- and noise-control partitions. Coordinate with Egress Plan for means of egress from occupied areas with continuing on-site operations and other known work in progress.
 - 2. Debris Hauling: Include plans clearly marked to show debris hauling routes, turning radii, debris chutes if applicable, and locations and details of temporary protective barriers.

1.7 QUALITY ASSURANCE

- A. Historic Treatment Specialist Qualifications: An experienced firm regularly engaged in historic treatments similar in nature, materials, design, and extent to this work as specified in each section, and that has completed a minimum of five recent projects with a record of successful in-service performance that demonstrate the firm's qualifications to perform this work.

1.8 STORAGE AND PROTECTION OF HISTORIC MATERIALS

- A. General: Protect all historic materials from general abuse, rough handling, tool marks, paint splattering, punctures, penetrations, saw marks, and related damage.
- B. Removed or Dismantled and Salvaged Historic Materials:
 - 1. Clean only loose debris from salvaged historic items unless more extensive cleaning is indicated.
 - 2. Pack or crate items after cleaning; cushion against damage during handling. Label contents of containers.
 - 3. Store items in a secure area until delivery to Owner.
 - 4. Protect items from damage during storage.
- C. Historic Materials for Reinstallation:
 - 1. Clean and repair historic items as indicated to functional condition adequate for intended reuse, using approved and specified materials and methods.
 - 2. Pack or crate items after cleaning and repairing; cushion against damage during handling. Label contents of containers.
 - 3. Protect items from damage during transport and storage.
 - 4. Reinstall items in locations indicated. Comply with installation requirements for new materials and equipment. Provide connections, supports, and miscellaneous materials necessary to make item functional for use indicated.
- D. Existing Historic Materials to Remain: Protect historic materials indicated to remain against damage and soiling during construction. When permitted by Owner, items may be dismantled and taken to a suitable, protected storage location during construction work, and reinstalled in their original locations after historic treatment construction in the vicinity is complete.
- E. Storage and Protection: When taken from their existing locations, catalog and store historic materials within a weathertight enclosure where they are protected from wetting by rain, snow, condensation

PART 2 - PRODUCTS

2.1 PROTECTION MATERIALS

- A. General: Use materials specified, or as approved in Historic Treatment Plan.
 - 1. Do not use materials that will stain or leave residue on historic materials.
 - 2. Materials for protection shall be compatible with and disposed of in accordance with Division 01 Section "Construction Waste Management and Disposal."
- B. Protection Materials

1. Polyethylene sheets: 4 mil., fire retardant.
2. Lumber: Species to be selected by Contractor, sized to fit field conditions.
3. Plywood: 3/4-in.
4. Preservation tape: Scotch 4811 by 3M or approved equal.
5. Safe-release tape: 3M Blue painter's tape or approved equal.

2.2 HISTORIC REMOVAL AND DISMANTLING EQUIPMENT

- A. Removal Equipment: Use only hand-held tools except as follows or unless otherwise approved by Architect.
- B. Dismantling Equipment: Use manual, hand-held tools, except as follows or otherwise approved by Architect:
 1. Hand-held power tools are permitted only as submitted in the historic treatment program. They must be adjustable so as to penetrate or cut only the thickness of material being removed.
 2. Pry bars more than 18 inches long and hammers weighing more than 2 lb are not permitted for dismantling work.

PART 3 - EXECUTION

3.1 EXAMINATION

- A. Prior to start of Work, examine each work area to determine which items, features, and materials are to be retained and protected, mark such items and materials.
 1. Mark items and materials to be removed and replaced with new materials.
 2. Carefully remove, label, document, catalog, and safely store original elements that are required to be reinstalled.
- B. Preparation for Removal and Dismantling: Examine construction to be removed or dismantled to determine best methods to safely and effectively perform removal and dismantling work. Examine adjacent work to determine what protective measures will be necessary. Make explorations, probes, and inquiries as necessary to determine condition of construction to be removed or dismantled and location of utilities and services to remain that may be hidden by construction that is to be removed or dismantled.
 1. Do not disturb sound original material, which is in place or is found at the site.
 2. Verify that affected utilities have been disconnected and capped.

3.2 PROTECTION, GENERAL

- A. Comply with temporary barrier requirements in Division 01 Section "Temporary Facilities and Controls".
- B. Comply with manufacturer's written instructions for precautions and effects of products and procedures on adjacent building materials, components, and vegetation.
- C. Temporary Protection of Historic Materials
 1. Protect existing materials during installation of temporary protections and construction. Do not deface or remove existing materials, unless indicated otherwise.

2. Attachments of temporary protection to existing construction shall be reviewed by Architect and approved prior to installation. Secure protection adequately to maintain safe environment for workers and other individuals using building. Do not attach protection materials directly to historic components, fixtures and fittings unless indicated otherwise.

3.3 PROTECTION DURING APPLICATION OF CHEMICALS

- A. Protect persons, motor vehicles, surrounding surfaces of building being restored, building site, plants, and surrounding buildings from harm or damage resulting from applications of chemical cleaners and paint removers.
- B. Cover adjacent surfaces with protective materials that are proven to resist chemical cleaners selected for Project unless chemicals being used will not damage adjacent surfaces as indicated in historic treatment program. Use covering materials and masking agents that are waterproof, UV-resistant, and will not stain or leave residue on surfaces to which they are applied. Apply protective materials according to manufacturer's written instructions. Do not apply liquid masking agents or adhesives to painted or porous surfaces. When no longer needed, promptly remove masking materials to prevent staining.

3.4 HISTORIC TREATMENT, GENERAL

- A. The principal aim of preservation work is to halt the process of deterioration and stabilize the item's condition, unless otherwise indicated. Repair is required where specifically indicated. The following procedures shall be followed:
 1. Use repair and replacement materials that match remaining historic construction in all physical and visual aspects including material, form, color, texture and workmanship, unless otherwise indicated.
- B. Alterations shall not destroy historic materials or features. New work shall be compatible in material, features, size, scale, and proportion to the property and environment.
- C. Where Work requires existing features to be removed, cleaned, and reused, perform these operations without damage to the material itself, to adjacent materials, or to the substrate.
- D. When cleaning, match samples of existing materials that have been cleaned and identified for acceptable cleaning levels. Avoid over-cleaning to prevent damage to existing materials during cleaning.

3.5 HISTORIC REMOVAL AND DISMANTLING, GENERAL

- A. Perform work according to the historic treatment program and approved mockups.
 1. Provide supports or reinforcement for existing construction that becomes temporarily weakened by the Work, until the Work is completed.
 2. Perform cutting by hand or with small power tools wherever possible. Cut holes and slots neatly to size required. Avoid over-cuts and minimum disturbance of adjacent work.

3.6 SPECIAL REMOVAL PROCEDURES

- A. General: Exercise extreme caution in removing historic elements and materials of any kind attached to historic elements that are indicated to remain. Proceed as follows:

1. Use only dismantling tools and procedures specified above.
2. Unfasten items to be removed, in the opposite order from which they were installed.
3. Unbolt bolted connections.
4. Unscrew screw connections.
5. Support each item as it becomes loosened to prevent stress and damage to the historic surface.
6. Do not pry apart members whose finish will be damaged by chipping, scratching, crazing, or cracking, or whose structural integrity will thereby be impaired.
7. Do not use oversized power tools to remove wall or floor areas for installation of new equipment.
8. Do not remove nails from woodwork from the finished or exposed side. Drive nails through or pull from back side such that the nail head does not splinter the finished face.
9. When prying cannot be avoided, protect finished surfaces and materials scheduled to remain or be reinstalled. Use sacrificial wood blocks, surface protection such as carpeting or other approved means
10. Utilize blocks, steel plates, or other approved methods to spread loads to larger areas, to avoid stone/flatwork damage.
11. If the work cannot proceed without some limited damage to the historic fabric, then the Contractor and the Owner shall clearly define and mutually agree to all methods which may damage historic fabric, prior to proceeding with the work. The Owner or designated representative, reserves the right to reject inappropriate methods not in conformance with accepted and recognized historic preservation or rehabilitation standards

B. Anchorages

1. Remove anchorages associated with removed items.
2. In non-historic surfaces, patch holes created by anchorage removal or dismantling according to the requirements for new work, or as otherwise indicated.
3. In historic surfaces, patch or repair holes created by anchorage removal or dismantling according to Section specific to the historic surface being patched, or as otherwise indicated

3.7 REMOVAL OF PROTECTION MATERIALS

- A. Notify Architect at least one week prior to removal of protection.
- B. Remove and dispose of all protective materials as directed and in accordance with Division 01 "Construction Waste Management and Disposal".
- C. Coordinate with Architect for observation and documentation of any damage which has occurred since the protection was installed.

3.8 FINAL INSPECTION AND CLEAN UP

- A. Perform final cleaning as specified. B. Repair any damages occurred through the course of the Work at no additional cost to the Owner

END OF SECTION 013591

SECTION 014000 - QUALITY REQUIREMENTS

PART 1 - GENERAL

1.1 RELATED DOCUMENTS

- A. Drawings and general provisions of the Contract, including General and Supplementary Conditions and other Division 01 Specification Sections, apply to this Section.

1.2 SUMMARY

- A. Section includes administrative and procedural requirements for quality assurance and quality control.
- B. Testing and inspecting services are required to verify compliance with requirements specified or indicated. These services do not relieve Contractor of responsibility for compliance with the Contract Document requirements.
 - 1. Specific quality-assurance and -control requirements for individual construction activities are specified in the Sections that specify those activities. Requirements in those Sections may also cover production of standard products.
 - 2. Specified tests, inspections, and related actions do not limit Contractor's other quality-assurance and -control procedures that facilitate compliance with the Contract Document requirements.
 - 3. Requirements for Contractor to provide quality-assurance and -control services required by Architect, Owner, or authorities having jurisdiction are not limited by provisions of this Section.
 - 4. Specific test and inspection requirements are not specified in this Section.

1.3 DEFINITIONS

- A. Quality-Assurance Services: Activities, actions, and procedures performed before and during execution of the Work to guard against defects and deficiencies and substantiate that proposed construction will comply with requirements.
- B. Quality-Control Services: Tests, inspections, procedures, and related actions during and after execution of the Work to evaluate that actual products incorporated into the Work and completed construction comply with requirements. Services do not include contract enforcement activities performed by Architect.
- C. Mockups: Full-size physical assemblies that are constructed on-site. Mockups are constructed to verify selections made under Sample submittals; to demonstrate aesthetic effects and, where indicated, qualities of materials and execution; to review coordination, testing, or operation; to show interface between dissimilar materials; and to demonstrate compliance with specified installation tolerances. Mockups are not Samples. Unless otherwise indicated, approved mockups establish the standard by which the Work will be judged.
- D. Preconstruction Testing: Tests and inspections performed specifically for Project before products and materials are incorporated into the Work, to verify performance or compliance with specified criteria.
- E. Product Testing: Tests and inspections that are performed by an NRTL, an NVLAP, or a testing agency qualified to conduct product testing and acceptable to authorities having jurisdiction, to establish product performance and compliance with specified requirements.

- F. Source Quality-Control Testing: Tests and inspections that are performed at the source, e.g., plant, mill, factory, or shop.
- G. Field Quality-Control Testing: Tests and inspections that are performed on-site for installation of the Work and for completed Work.
- H. Testing Agency: An entity engaged to perform specific tests, inspections, or both. Testing laboratory shall mean the same as testing agency.
- I. Installer/Applicator/Erector: Contractor or another entity engaged by Contractor as an employee, Subcontractor, or Sub-subcontractor, to perform a particular construction operation, including installation, erection, application, and similar operations.
 - 1. Use of trade-specific terminology in referring to a trade or entity does not require that certain construction activities be performed by accredited or unionized individuals, or that requirements specified apply exclusively to specific trade(s).
- J. Experienced: When used with an entity or individual, "experienced" means having successfully completed a minimum of five previous projects similar in nature, size, and extent to this Project; being familiar with special requirements indicated; and having complied with requirements of authorities having jurisdiction.

1.4 CONFLICTING REQUIREMENTS

- A. Referenced Standards: If compliance with two or more standards is specified and the standards establish different or conflicting requirements for minimum quantities or quality levels, comply with the most stringent requirement. Refer conflicting requirements that are different, but apparently equal, to Architect for a decision before proceeding.
- B. Minimum Quantity or Quality Levels: The quantity or quality level shown or specified shall be the minimum provided or performed. The actual installation may comply exactly with the minimum quantity or quality specified, or it may exceed the minimum within reasonable limits. To comply with these requirements, indicated numeric values are minimum or maximum, as appropriate, for the context of requirements. Refer uncertainties to Architect for a decision before proceeding.

1.5 INFORMATIONAL SUBMITTALS

- A. Contractor's Quality-Control Plan: For quality-assurance and quality-control activities and responsibilities.
- B. Qualification Data : For Contractor's quality-control personnel.
- C. Contractor's Statement of Responsibility: When required by authorities having jurisdiction, submit copy of written statement of responsibility sent to authorities having jurisdiction before starting work on the following systems:
 - 1. Seismic-force-resisting system, designated seismic system, or component listed in the designated seismic system quality-assurance plan prepared by Architect.
 - 2. Main wind-force-resisting system or a wind-resisting component listed in the wind-force-resisting system quality-assurance plan prepared by Architect.
- D. Testing Agency Qualifications: For testing agencies specified in "Quality Assurance" Article to demonstrate their capabilities and experience. Include proof of qualifications in the form of a recent report on the inspection of the testing agency by a recognized authority.

E. Schedule of Tests and Inspections: Prepare in tabular form and include the following:

1. Specification Section number and title.
2. Entity responsible for performing tests and inspections.
3. Description of test and inspection.
4. Identification of applicable standards.
5. Identification of test and inspection methods.
6. Number of tests and inspections required.
7. Time schedule or time span for tests and inspections.
8. Requirements for obtaining samples.
9. Unique characteristics of each quality-control service.

1.6 CONTRACTOR'S QUALITY-CONTROL PLAN

- A. Quality-Control Plan, General: Submit quality-control plan within 10 days of Notice of Award, and not less than five days prior to preconstruction conference. Submit in format acceptable to Architect. Identify personnel, procedures, controls, instructions, tests, records, and forms to be used to carry out Contractor's quality-assurance and quality-control responsibilities. Coordinate with Contractor's construction schedule.
- B. Quality-Control Personnel Qualifications: Engage qualified full-time personnel trained and experienced in managing and executing quality-assurance and quality-control procedures similar in nature and extent to those required for Project.
1. Project quality-control manager may also serve as Project superintendent.
- C. Submittal Procedure: Describe procedures for ensuring compliance with requirements through review and management of submittal process. Indicate qualifications of personnel responsible for submittal review.
- D. Testing and Inspection: In quality-control plan, include a comprehensive schedule of Work requiring testing or inspection, including the following:
1. Contractor-performed tests and inspections including subcontractor-performed tests and inspections. Include required tests and inspections and Contractor-elected tests and inspections.
 2. Special inspections required by authorities having jurisdiction and indicated on the "Statement of Special Inspections."
 3. Owner-performed tests and inspections indicated in the Contract Documents.
- E. Continuous Inspection of Workmanship: Describe process for continuous inspection during construction to identify and correct deficiencies in workmanship in addition to testing and inspection specified. Indicate types of corrective actions to be required to bring work into compliance with standards of workmanship established by Contract requirements and approved mockups.
- F. Monitoring and Documentation: Maintain testing and inspection reports including log of approved and rejected results. Include work Architect has indicated as nonconforming or defective. Indicate corrective actions taken to bring nonconforming work into compliance with requirements. Comply with requirements of authorities having jurisdiction.

1.7 REPORTS AND DOCUMENTS

- A. Test and Inspection Reports: Prepare and submit certified written reports specified in other Sections. Include the following:

1. Date of issue.
 2. Project title and number.
 3. Name, address, and telephone number of testing agency.
 4. Dates and locations of samples and tests or inspections.
 5. Names of individuals making tests and inspections.
 6. Description of the Work and test and inspection method.
 7. Identification of product and Specification Section.
 8. Complete test or inspection data.
 9. Test and inspection results and an interpretation of test results.
 10. Record of temperature and weather conditions at time of sample taking and testing and inspecting.
 11. Comments or professional opinion on whether tested or inspected Work complies with the Contract Document requirements.
 12. Name and signature of laboratory inspector.
 13. Recommendations on retesting and reinspecting.
- B. Manufacturer's Technical Representative's Field Reports: Prepare written information documenting manufacturer's technical representative's tests and inspections specified in other Sections. Include the following:
1. Name, address, and telephone number of technical representative making report.
 2. Statement on condition of substrates and their acceptability for installation of product.
 3. Statement that products at Project site comply with requirements.
 4. Summary of installation procedures being followed, whether they comply with requirements and, if not, what corrective action was taken.
 5. Results of operational and other tests and a statement of whether observed performance complies with requirements.
 6. Statement whether conditions, products, and installation will affect warranty.
 7. Other required items indicated in individual Specification Sections.
- C. Factory-Authorized Service Representative's Reports: Prepare written information documenting manufacturer's factory-authorized service representative's tests and inspections specified in other Sections. Include the following:
1. Name, address, and telephone number of factory-authorized service representative making report.
 2. Statement that equipment complies with requirements.
 3. Results of operational and other tests and a statement of whether observed performance complies with requirements.
 4. Statement whether conditions, products, and installation will affect warranty.
 5. Other required items indicated in individual Specification Sections.
- D. Permits, Licenses, and Certificates: For Owner's records, submit copies of permits, licenses, certifications, inspection reports, releases, jurisdictional settlements, notices, receipts for fee payments, judgments, correspondence, records, and similar documents, established for compliance with standards and regulations bearing on performance of the Work.
- 1.8 QUALITY ASSURANCE
- A. General: Qualifications paragraphs in this article establish the minimum qualification levels required; individual Specification Sections specify additional requirements.
- B. Manufacturer Qualifications: A firm experienced in manufacturing products or systems similar to those indicated for this Project and with a record of successful in-service performance, as well as sufficient production capacity to produce required units.

- C. Fabricator Qualifications: A firm experienced in producing products similar to those indicated for this Project and with a record of successful in-service performance, as well as sufficient production capacity to produce required units.
- D. Installer Qualifications: A firm or individual experienced in installing, erecting, or assembling work similar in material, design, and extent to that indicated for this Project, whose work has resulted in construction with a record of successful in-service performance.
- E. Professional Engineer Qualifications: A professional engineer who is legally qualified to practice in jurisdiction where Project is located and who is experienced in providing engineering services of the kind indicated. Engineering services are defined as those performed for installations of the system, assembly, or product that are similar in material, design, and extent to those indicated for this Project.
- F. Specialists: Certain Specification Sections require that specific construction activities shall be performed by entities who are recognized experts in those operations. Specialists shall satisfy qualification requirements indicated and shall be engaged for the activities indicated.
 - 1. Requirements of authorities having jurisdiction shall supersede requirements for specialists.
- G. Testing Agency Qualifications: An NRTL, an NVLAP, or an independent agency with the experience and capability to conduct testing and inspecting indicated, as documented according to ASTM E 329; and with additional qualifications specified in individual Sections; and, where required by authorities having jurisdiction, that is acceptable to authorities.
 - 1. NRTL: A nationally recognized testing laboratory according to 29 CFR 1910.7.
 - 2. NVLAP: A testing agency accredited according to NIST's National Voluntary Laboratory Accreditation Program.
- H. Manufacturer's Technical Representative Qualifications: An authorized representative of manufacturer who is trained and approved by manufacturer to observe and inspect installation of manufacturer's products that are similar in material, design, and extent to those indicated for this Project.
- I. Factory-Authorized Service Representative Qualifications: An authorized representative of manufacturer who is trained and approved by manufacturer to inspect installation of manufacturer's products that are similar in material, design, and extent to those indicated for this Project.
- J. Preconstruction Testing: Where testing agency is indicated to perform preconstruction testing for compliance with specified requirements for performance and test methods, comply with the following:
 - 1. Contractor responsibilities include the following:
 - a. Provide test specimens representative of proposed products and construction.
 - b. Submit specimens in a timely manner with sufficient time for testing and analyzing results to prevent delaying the Work.
 - c. Provide sizes and configurations of test assemblies, mockups, and laboratory mockups to adequately demonstrate capability of products to comply with performance requirements.
 - d. Build site-assembled test assemblies and mockups using installers who will perform same tasks for Project.
 - e. Build laboratory mockups at testing facility using personnel, products, and methods of construction indicated for the completed Work.
 - f. When testing is complete, remove test specimens, assemblies, and mockups; do not reuse products on Project.

2. Testing Agency Responsibilities: Submit a certified written report of each test, inspection, and similar quality-assurance service to Architect, with copy to Contractor. Interpret tests and inspections and state in each report whether tested and inspected work complies with or deviates from the Contract Documents.

K. Mockups: Before installing portions of the Work requiring mockups, build mockups for each form of construction and finish required to comply with the following requirements, using materials indicated for the completed Work:

1. Build mockups in location and of size indicated or, if not indicated, as directed by Architect.
2. Notify Architect seven days in advance of dates and times when mockups will be constructed.
3. Employ supervisory personnel who will oversee mockup construction. Employ workers that will be employed during the construction at Project.
4. Demonstrate the proposed range of aesthetic effects and workmanship.
5. Obtain Architect's approval of mockups before starting work, fabrication, or construction.
 - a. Allow seven days for initial review and each re-review of each mockup.
6. Maintain mockups during construction in an undisturbed condition as a standard for judging the completed Work.
7. Demolish and remove mockups when directed unless otherwise indicated.

1.9 QUALITY CONTROL

A. Owner Responsibilities: Where quality-control services are indicated as Owner's responsibility, Owner will engage a qualified testing agency to perform these services.

1. Owner will furnish Contractor with names, addresses, and telephone numbers of testing agencies engaged and a description of types of testing and inspecting they are engaged to perform.
2. Payment for these services will be made from testing and inspecting allowances, as authorized by Change Orders.
3. Costs for retesting and reinspecting construction that replaces or is necessitated by work that failed to comply with the Contract Documents will be charged to Contractor, and the Contract Sum will be adjusted by Change Order.

B. Contractor Responsibilities: Tests and inspections not explicitly assigned to Owner are Contractor's responsibility. Perform additional quality-control activities required to verify that the Work complies with requirements, whether specified or not.

1. Unless otherwise indicated, provide quality-control services specified and those required by authorities having jurisdiction. Perform quality-control services required of Contractor by authorities having jurisdiction, whether specified or not.
2. Where services are indicated as Contractor's responsibility, engage a qualified testing agency to perform these quality-control services.
 - a. Contractor shall not employ same entity engaged by Owner, unless agreed to in writing by Owner.
3. Notify testing agencies at least 24 hours in advance of time when Work that requires testing or inspecting will be performed.
4. Where quality-control services are indicated as Contractor's responsibility, submit a certified written report, in duplicate, of each quality-control service.

5. Testing and inspecting requested by Contractor and not required by the Contract Documents are Contractor's responsibility.
 6. Submit additional copies of each written report directly to authorities having jurisdiction, when they so direct.
- C. **Manufacturer's Field Services:** Where indicated, engage a factory-authorized service representative to inspect field-assembled components and equipment installation, including service connections. Report results in writing as specified in Section 013300 "Submittal Procedures."
- D. **Manufacturer's Technical Services:** Where indicated, engage a manufacturer's technical representative to observe and inspect the Work. Manufacturer's technical representative's services include participation in preinstallation conferences, examination of substrates and conditions, verification of materials, observation of Installer activities, inspection of completed portions of the Work, and submittal of written reports.
- E. **Retesting/Reinspecting:** Regardless of whether original tests or inspections were Contractor's responsibility, provide quality-control services, including retesting and reinspecting, for construction that replaced Work that failed to comply with the Contract Documents.
- F. **Testing Agency Responsibilities:** Cooperate with Architect and Contractor in performance of duties. Provide qualified personnel to perform required tests and inspections.
1. Notify Architect and Contractor promptly of irregularities or deficiencies observed in the Work during performance of its services.
 2. Determine the location from which test samples will be taken and in which in-situ tests are conducted.
 3. Conduct and interpret tests and inspections and state in each report whether tested and inspected work complies with or deviates from requirements.
 4. Submit a certified written report, in duplicate, of each test, inspection, and similar quality-control service through Contractor.
 5. Do not release, revoke, alter, or increase the Contract Document requirements or approve or accept any portion of the Work.
 6. Do not perform any duties of Contractor.
- G. **Associated Services:** Cooperate with agencies performing required tests, inspections, and similar quality-control services, and provide reasonable auxiliary services as requested. Notify agency sufficiently in advance of operations to permit assignment of personnel. Provide the following:
1. Access to the Work.
 2. Incidental labor and facilities necessary to facilitate tests and inspections.
 3. Adequate quantities of representative samples of materials that require testing and inspecting. Assist agency in obtaining samples.
 4. Facilities for storage and field curing of test samples.
 5. Delivery of samples to testing agencies.
 6. Preliminary design mix proposed for use for material mixes that require control by testing agency.
 7. Security and protection for samples and for testing and inspecting equipment at Project site.
- H. **Coordination:** Coordinate sequence of activities to accommodate required quality-assurance and -control services with a minimum of delay and to avoid necessity of removing and replacing construction to accommodate testing and inspecting.
1. Schedule times for tests, inspections, obtaining samples, and similar activities.
- I. **Schedule of Tests and Inspections:** Prepare a schedule of tests, inspections, and similar quality-control services required by the Contract Documents as a component of Contractor's quality-control plan.

Coordinate and submit concurrently with Contractor's construction schedule. Update as the Work progresses.

1. Distribution: Distribute schedule to Owner, Architect, testing agencies, and each party involved in performance of portions of the Work where tests and inspections are required.

PART 2 - PRODUCTS (Not Used)

PART 3 - EXECUTION

3.1 TEST AND INSPECTION LOG

- A. Test and Inspection Log: Prepare a record of tests and inspections. Include the following:
 1. Date test or inspection was conducted.
 2. Description of the Work tested or inspected.
 3. Date test or inspection results were transmitted to Architect.
 4. Identification of testing agency or special inspector conducting test or inspection.
- B. Maintain log at Project site. Post changes and revisions as they occur. Provide access to test and inspection log for Architect's reference during normal working hours.

3.2 REPAIR AND PROTECTION

- A. General: On completion of testing, inspecting, sample taking, and similar services, repair damaged construction and restore substrates and finishes.
 1. Provide materials and comply with installation requirements specified in other Specification Sections or matching existing substrates and finishes. Restore patched areas and extend restoration into adjoining areas with durable seams that are as invisible as possible. Comply with the Contract Document requirements for cutting and patching in Section 017300 "Execution."
- B. Protect construction exposed by or for quality-control service activities.
- C. Repair and protection are Contractor's responsibility, regardless of the assignment of responsibility for quality-control services.

END OF SECTION 014000

SECTION 015000 - TEMPORARY FACILITIES AND CONTROLS

PART 1 - GENERAL

1.1 RELATED DOCUMENTS

- A. Drawings and general provisions of the Contract, including General and Supplementary Conditions and other Division 01 Specification Sections, apply to this Section.

1.2 SUMMARY

- A. Section includes requirements for temporary utilities, support facilities, and security and protection facilities.
- B. Related Requirements:
 - 1. Section 011000 "Summary" for work restrictions and limitations on utility interruptions.

1.3 INFORMATIONAL SUBMITTALS

- A. Site Plan: Show temporary facilities, utility hookups, staging areas, and parking areas for construction personnel.
- B. Erosion- and Sedimentation-Control Plan: Show compliance with requirements of EPA Construction General Permit or authorities having jurisdiction, whichever is more stringent.
- C. Fire-Safety Program: Show compliance with requirements of NFPA 241 and authorities having jurisdiction. Indicate Contractor personnel responsible for management of fire-prevention program.
- D. Moisture-Protection Plan: Describe procedures and controls for protecting materials and construction from water absorption and damage.
 - 1. Describe delivery, handling, and storage provisions for materials subject to water absorption or water damage.
 - 2. Indicate procedures for discarding water-damaged materials, protocols for mitigating water intrusion into completed Work, and replacing water-damaged Work.

1.4 QUALITY ASSURANCE

- A. Electric Service: Comply with NECA, NEMA, and UL standards and regulations for temporary electric service. Install service to comply with NFPA 70.
- B. Tests and Inspections: Arrange for authorities having jurisdiction to test and inspect each temporary utility before use. Obtain required certifications and permits.
- C. Accessible Temporary Egress: Comply with applicable provisions in ICC/ANSI A117.1.

1.5 PROJECT CONDITIONS

- A. Temporary Use of Permanent Facilities: Engage Installer of each permanent service to assume responsibility for operation, maintenance, and protection of each permanent service during its use as a construction facility before Owner's acceptance, regardless of previously assigned responsibilities.

PART 2 - PRODUCTS

2.1 MATERIALS

- A. Portable Chain-Link Fencing: Minimum 2-inch, 0.148-inch- thick, galvanized-steel, chain-link fabric fencing; minimum 6 feet high with galvanized-steel pipe posts; minimum 2-3/8-inch- OD line posts and 2-7/8-inch- OD corner and pull posts, with 1-5/8-inch- OD top and bottom rails. Provide concrete bases for supporting posts.
- B. Polyethylene Sheet: Reinforced, fire-resistive sheet, 10-mil minimum thickness, with flame-spread rating of 15 or less per ASTM E 84 and passing NFPA 701 Test Method 2.

2.2 TEMPORARY FACILITIES

- A. Definition: Prefabricated, mobile units, or office space adjacent to Project Site with serviceable finishes, temperature controls, and foundations adequate for normal loading.
- B. Field Office: The Contractor shall provide in his Base Bid the cost to provide and maintain in good condition (1) one field office trailer for the exclusive use of the Owner's Representative. The field office shall be ready no later than (30) thirty days after Notice to Proceed, and it is estimated that the field office will be required (2) two months after substantial completion.

2.3 EQUIPMENT

- A. Fire Extinguishers: Portable, UL rated; with class and extinguishing agent as required by locations and classes of fire exposures.

PART 3 - EXECUTION

3.1 INSTALLATION, GENERAL

- A. Locate facilities where they will serve Project adequately and result in minimum interference with performance of the Work. Relocate and modify facilities as required by progress of the Work.
 - 1. Locate facilities to limit site disturbance as specified in Section 01011 "Summary."
- B. Provide each facility ready for use when needed to avoid delay. Do not remove until facilities are no longer needed or are replaced by authorized use of completed permanent facilities.

3.2 TEMPORARY UTILITY INSTALLATION

- A. General: Install temporary service or connect to existing service.
 - 1. Arrange with utility company, Owner, and existing users for time when service can be interrupted, if necessary, to make connections for temporary services.
- B. Water Service: Install water service and distribution piping in sizes and pressures adequate for construction.
- C. Sanitary Facilities:
 - 1. Toilets: Contractor to provide the required amount of Porto-Johns for the workforce.
- D. Isolation of Work Areas in Occupied Facilities: Prevent dust, fumes, and odors from entering occupied areas.
 - 1. Prior to commencing work, isolate the HVAC system in area where work is to be performed according to coordination drawings.
 - a. Disconnect supply and return ductwork in work area from HVAC systems servicing occupied areas.
 - b. Maintain negative air pressure within work area using HEPA-equipped air-filtration units, starting with commencement of temporary partition construction, and continuing until removal of temporary partitions is complete.
 - 2. Maintain dust partitions during the Work. Use vacuum collection attachments on dust-producing equipment. Isolate limited work within occupied areas using portable dust-containment devices.
 - 3. Perform daily construction cleanup and final cleanup using approved, HEPA-filter-equipped vacuum equipment.
- E. Electric Power Service: Connect to Owner's existing electric power service. Maintain equipment in a condition acceptable to Owner.
- F. Lighting: Provide temporary lighting with local switching that provides adequate illumination for construction operations, observations, inspections, and traffic conditions.
 - 1. Install and operate temporary lighting that fulfills security and protection requirements without operating entire system.
 - 2. Install lighting for Project identification sign.

3.3 SUPPORT FACILITIES INSTALLATION

- A. General: Comply with the following:
 - 1. Maintain support facilities until Architect schedules Substantial Completion inspection. Remove before Substantial Completion. Personnel remaining after Substantial Completion will be permitted to use permanent facilities, under conditions acceptable to Owner.
- B. Parking: No on-site or off- site parking will be provided. Employees of the Contractor and Subcontractors are responsible for their own parking.
- C. Dewatering Facilities and Drains: Comply with requirements of authorities having jurisdiction. Maintain Project site, excavations, and construction free of water.

1. Dispose of rainwater in a lawful manner that will not result in flooding Project or adjoining properties or endanger permanent Work or temporary facilities.
2. Remove snow and ice as required to minimize accumulations.

D. Project Signs: Provide Project signs as indicated. Unauthorized signs are not permitted.

1. Identification Signs: Provide Project identification signs as indicated on Drawings.
2. Temporary Signs: Provide other signs as indicated and as required to inform public and individuals seeking entrance to Project.
 - a. Provide temporary, directional signs for construction personnel and visitors.
3. Maintain and touchup signs so they are legible at all times.

E. Lifts and Hoists: Provide facilities necessary for hoisting materials and personnel.

1. Truck cranes and similar devices used for hoisting materials are considered "tools and equipment" and not temporary facilities.

F. Temporary Use of Permanent Stairs: Use of new stairs for construction traffic will be permitted, provided stairs are protected and finishes restored to new condition at time of Substantial Completion.

3.4 SECURITY AND PROTECTION FACILITIES INSTALLATION

A. Protection of Existing Facilities: Protect existing vegetation, equipment, structures, utilities, and other improvements at Project site and on adjacent properties, except those indicated to be removed or altered. Repair damage to existing facilities.

B. Environmental Protection: Provide protection, operate temporary facilities, and conduct construction as required to comply with environmental regulations and that minimize possible air, waterway, and subsoil contamination or pollution or other undesirable effects.

1. Comply with work restrictions specified in Section 011000 "Summary."

C. Storm water Control: Comply with requirements of authorities having jurisdiction. Provide barriers in and around excavations and subgrade construction to prevent flooding by runoff of storm water from heavy rains.

D. Tree and Plant Protection: Install temporary fencing located as indicated or outside the drip line of trees to protect vegetation from damage from construction operations. Protect tree root systems from damage, flooding, and erosion.

E. Site Enclosure Fence: Before construction operations begin, furnish and install site enclosure fence in a manner that will prevent people and animals from easily entering site except by entrance gates.

1. Extent of Fence: As required to enclose entire Project site or portion determined sufficient to accommodate construction operations.
2. Maintain security by limiting number of keys and restricting distribution to authorized personnel.

F. Security Enclosure and Lockup: Install temporary enclosure around partially completed areas of construction. Provide lockable entrances to prevent unauthorized entrance, vandalism, theft, and similar violations of security. Lock entrances at end of each work day.

- G. Barricades, Warning Signs, and Lights: Comply with requirements of authorities having jurisdiction for erecting structurally adequate barricades, including warning signs and lighting.
- H. Temporary Enclosures: Provide temporary enclosures for protection of construction, in progress and completed, from exposure, foul weather, other construction operations, and similar activities. Provide temporary weather-tight enclosure for building exterior.
- I. Temporary Fire Protection: Install and maintain temporary fire-protection facilities of types needed to protect against reasonably predictable and controllable fire losses. Comply with NFPA 241; manage fire-prevention program.
 - 1. Prohibit smoking in construction areas.
 - 2. Supervise welding operations, combustion-type temporary heating units, and similar sources of fire ignition according to requirements of authorities having jurisdiction.
 - 3. Develop and supervise an overall fire-prevention and -protection program for personnel at Project site. Review needs with local fire department and establish procedures to be followed. Instruct personnel in methods and procedures. Post warnings and information.
 - 4. Provide temporary standpipes and hoses for fire protection. Hang hoses with a warning sign stating that hoses are for fire-protection purposes only and are not to be removed. Match hose size with outlet size and equip with suitable nozzles.

3.5 OPERATION, TERMINATION, AND REMOVAL

- A. Supervision: Enforce strict discipline in use of temporary facilities. To minimize waste and abuse, limit availability of temporary facilities to essential and intended uses.
- B. Maintenance: Maintain facilities in good operating condition until removal.
 - 1. Maintain operation of temporary enclosures, heating, cooling, humidity control, ventilation, and similar facilities on a 24-hour basis where required to achieve indicated results and to avoid possibility of damage.
- C. Operate Project-identification-sign lighting daily from dusk until 12:00 midnight.
- D. Temporary Facility Changeover: Do not change over from using temporary security and protection facilities to permanent facilities until Substantial Completion.
- E. Termination and Removal: Remove each temporary facility when need for its service has ended, when it has been replaced by authorized use of a permanent facility, or no later than Substantial Completion. Complete or, if necessary, restore permanent construction that may have been delayed because of interference with temporary facility. Repair damaged Work, clean exposed surfaces, and replace construction that cannot be satisfactorily repaired.
 - 1. Materials and facilities that constitute temporary facilities are property of Contractor. Owner reserves right to take possession of Project identification signs.
 - 2. At Substantial Completion, repair, renovate, and clean permanent facilities used during construction period. Comply with final cleaning requirements specified in Section 017700 "Closeout Procedures."

END OF SECTION 015000

SECTION 016000 - PRODUCT REQUIREMENTS

PART 1 - GENERAL

1.1 RELATED DOCUMENTS

- A. Drawings and general provisions of the Contract, including General and Supplementary Conditions and other Division 01 Specification Sections, apply to this Section.

1.2 SUMMARY

- A. Section includes administrative and procedural requirements for selection of products for use in Project; product delivery, storage, and handling; manufacturers' standard warranties on products; and special warranties.
- B. Related Requirements:
 - 1. Section 012100 "Allowances" for products selected under an allowance.

1.3 DEFINITIONS

- A. Products: Items obtained for incorporating into the Work, whether purchased for Project or taken from previously purchased stock. The term "product" includes the terms "material," "equipment," "system," and terms of similar intent.
 - 1. Named Products: Items identified by manufacturer's product name, including make or model number or other designation shown or listed in manufacturer's published product literature that is current as of the date of the Contract Documents.
 - 2. New Products: Items that have not previously been incorporated into another project or facility. Products salvaged or recycled from other projects are not considered new products.

1.4 QUALITY ASSURANCE

- A. Compatibility of Options: If Contractor is given option of selecting between two or more products for use on Project, select product compatible with products previously selected, even if previously selected products were also options.
 - 1. Each contractor is responsible for providing products and construction methods compatible with products and construction methods of other contractors.
 - 2. If a dispute arises between contractors over concurrently selectable but incompatible products, Architect will determine which products shall be used.

1.5 PRODUCT DELIVERY, STORAGE, AND HANDLING

- A. Deliver, store, and handle products using means and methods that will prevent damage, deterioration, and loss, including theft and vandalism. Comply with manufacturer's written instructions.

B. Delivery and Handling:

1. Schedule delivery to minimize long-term storage at Project site and to prevent overcrowding of construction spaces.
2. Coordinate delivery with installation time to ensure minimum holding time for items that are flammable, hazardous, easily damaged, or sensitive to deterioration, theft, and other losses.
3. Deliver products to Project site in an undamaged condition in manufacturer's original sealed container or other packaging system, complete with labels and instructions for handling, storing, unpacking, protecting, and installing.
4. Inspect products on delivery to determine compliance with the Contract Documents and to determine that products are undamaged and properly protected.

C. Storage:

1. Store products to allow for inspection and measurement of quantity or counting of units.
2. Store materials in a manner that will not endanger Project structure.
3. Store products that are subject to damage by the elements, under cover in a weathertight enclosure above ground, with ventilation adequate to prevent condensation.
4. Protect foam plastic from exposure to sunlight, except to extent necessary for period of installation and concealment.
5. Comply with product manufacturer's written instructions for temperature, humidity, ventilation, and weather-protection requirements for storage.
6. Protect stored products from damage and liquids from freezing.
7. Provide a secure location and enclosure at Project site for storage of materials and equipment by Owner's construction forces. Coordinate location with Owner.

1.6 PRODUCT WARRANTIES

A. Warranties specified in other Sections shall be in addition to, and run concurrent with, other warranties required by the Contract Documents. Manufacturer's disclaimers and limitations on product warranties do not relieve Contractor of obligations under requirements of the Contract Documents.

1. Manufacturer's Warranty: Written warranty furnished by individual manufacturer for a particular product and specifically endorsed by manufacturer to Owner.
2. Special Warranty: Written warranty required by the Contract Documents to provide specific rights for Owner.

B. Special Warranties: Prepare a written document that contains appropriate terms and identification, ready for execution.

1. Manufacturer's Standard Form: Modified to include Project-specific information and properly executed.
2. Specified Form: When specified forms are included with the Specifications, prepare a written document using indicated form properly executed.
3. See other Sections for specific content requirements and particular requirements for submitting special warranties.

C. Submittal Time: Comply with requirements in Section 017700 "Closeout Procedures."

PART 2 - PRODUCTS

2.1 PRODUCT SELECTION PROCEDURES

- A. General Product Requirements: Provide products that comply with the Contract Documents, are undamaged and, unless otherwise indicated, are new at time of installation.
1. Provide products complete with accessories, trim, finish, fasteners, and other items needed for a complete installation and indicated use and effect.
 2. Standard Products: If available, and unless custom products or nonstandard options are specified, provide standard products of types that have been produced and used successfully in similar situations on other projects.
 3. Owner reserves the right to limit selection to products with warranties not in conflict with requirements of the Contract Documents.
 4. Where products are accompanied by the term "as selected," Architect will make selection.
 5. Descriptive, performance, and reference standard requirements in the Specifications establish salient characteristics of products.
- B. Visual Matching Specification: Where Specifications require "match Architect's sample", provide a product that complies with requirements and matches Architect's sample. Architect's decision will be final on whether a proposed product matches.
1. If no product available within specified category matches and complies with other specified requirements, comply with requirements in Section 012500 "Substitution Procedures" for proposal of product.
- C. Visual Selection Specification: Where Specifications include the phrase "as selected by Architect from manufacturer's full range" or similar phrase, select a product that complies with requirements. Architect will select color, gloss, pattern, density, or texture from manufacturer's product line that includes both standard and premium items.

END OF SECTION 016000

SECTION 017300 - EXECUTION

PART 1 - GENERAL

1.1 RELATED DOCUMENTS

- A. Drawings and general provisions of the Contract, including General and Supplementary Conditions and other Division 01 Specification Sections, apply to this Section.

1.2 SUMMARY

- A. Section includes general administrative and procedural requirements governing execution of the Work including, but not limited to, the following:
 - 1. Construction layout.
 - 2. Field engineering and surveying.
 - 3. Installation of the Work.
 - 4. Cutting and patching.
 - 5. Coordination of Owner-installed products.
 - 6. Progress cleaning.
 - 7. Starting and adjusting.
 - 8. Protection of installed construction.
 - 9. Correction of the Work.
- B. Related Requirements:
 - 1. Section 011000 "Summary" for limits on use of Project site.
 - 2. Section 013300 "Submittal Procedures" for submitting surveys.
 - 3. Section 017700 "Closeout Procedures" for submitting final property survey with Project Record Documents, recording of Owner-accepted deviations from indicated lines and levels, and final cleaning.

1.3 DEFINITIONS

- A. Cutting: Removal of in-place construction necessary to permit installation or performance of other work.
- B. Patching: Fitting and repair work required to restore construction to original conditions after installation of other work.

1.4 INFORMATIONAL SUBMITTALS

- A. Qualification Data: For land surveyor.
- B. Certificates: Submit certificate signed by land surveyor certifying that location and elevation of improvements comply with requirements.
- C. Cutting and Patching Plan: Submit plan describing procedures at least 10 days prior to the time cutting and patching will be performed. Include the following information:

1. Extent: Describe reason for and extent of each occurrence of cutting and patching.
2. Changes to In-Place Construction: Describe anticipated results. Include changes to structural elements and operating components as well as changes in building appearance and other significant visual elements.
3. Products: List products to be used for patching and firms or entities that will perform patching work.
4. Dates: Indicate when cutting and patching will be performed.
5. Utilities and Mechanical and Electrical Systems: List services and systems that cutting and patching procedures will disturb or affect. List services and systems that will be relocated and those that will be temporarily out of service. Indicate length of time permanent services and systems will be disrupted.
 - a. Include description of provisions for temporary services and systems during interruption of permanent services and systems.

1.5 QUALITY ASSURANCE

- A. Cutting and Patching: Comply with requirements for and limitations on cutting and patching of construction elements.
1. Structural Elements: When cutting and patching structural elements, notify Architect of locations and details of cutting and await directions from Architect before proceeding. Shore, brace, and support structural elements during cutting and patching. Do not cut and patch structural elements in a manner that could change their load-carrying capacity or increase deflection
 2. Operational Elements: Do not cut and patch operating elements and related components in a manner that results in reducing their capacity to perform as intended or that results in increased maintenance or decreased operational life or safety. Operational elements include the following:
 - a. Primary operational systems and equipment.
 - b. Fire separation assemblies.
 - c. Air or smoke barriers.
 - d. Fire-suppression systems.
 - e. Mechanical systems piping and ducts.
 - f. Control systems.
 - g. Communication systems.
 - h. Fire-detection and -alarm systems.
 - i. Conveying systems.
 - j. Electrical wiring systems.
 - k. Operating systems of special construction.
 3. Other Construction Elements: Do not cut and patch other construction elements or components in a manner that could change their load-carrying capacity, that results in reducing their capacity to perform as intended, or that results in increased maintenance or decreased operational life or safety.
 - a. Water, moisture, or vapor barriers.
 - b. Membranes and flashings.
 - c. Exterior curtain-wall construction.
 - d. Sprayed fire-resistive material.
 - e. Equipment supports.
 - f. Piping, ductwork, vessels, and equipment.
 - g. Noise- and vibration-control elements and systems.

4. Visual Elements: Do not cut and patch construction in a manner that results in visual evidence of cutting and patching. Do not cut and patch exposed construction in a manner that would, in Architect's opinion, reduce the building's aesthetic qualities. Remove and replace construction that has been cut and patched in a visually unsatisfactory manner.
- B. Manufacturer's Installation Instructions: Obtain and maintain on-site manufacturer's written recommendations and instructions for installation of products and equipment.

PART 2 - PRODUCTS

2.1 MATERIALS

- A. General: Comply with requirements specified in other Sections.
- B. In-Place Materials: Use materials for patching identical to in-place materials. For exposed surfaces, use materials that visually match in-place adjacent surfaces to the fullest extent possible.
1. If identical materials are unavailable or cannot be used, use materials that, when installed, will provide a match acceptable to Architect for the visual and functional performance of in-place materials.

PART 3 - EXECUTION

3.1 EXAMINATION

- A. Existing Conditions: The existence and location of underground and other utilities and construction indicated as existing are not guaranteed. Before beginning sitework, investigate and verify the existence and location of underground utilities, mechanical and electrical systems, and other construction affecting the Work.
1. Before construction, verify the location and invert elevation at points of connection of sanitary sewer, storm sewer, and water-service piping; underground electrical services, and other utilities.
 2. Furnish location data for work related to Project that must be performed by public utilities serving Project site.
- B. Examination and Acceptance of Conditions: Before proceeding with each component of the Work, examine substrates, areas, and conditions, with Installer or Applicator present where indicated, for compliance with requirements for installation tolerances and other conditions affecting performance. Record observations.
1. Examine roughing-in for mechanical and electrical systems to verify actual locations of connections before equipment and fixture installation.
 2. Examine walls, floors, and roofs for suitable conditions where products and systems are to be installed.
 3. Verify compatibility with and suitability of substrates, including compatibility with existing finishes or primers.
- C. Written Report: Where a written report listing conditions detrimental to performance of the Work is required by other Sections, include the following:

1. Description of the Work.
2. List of detrimental conditions, including substrates.
3. List of unacceptable installation tolerances.
4. Recommended corrections.

- D. Proceed with installation only after unsatisfactory conditions have been corrected. Proceeding with the Work indicates acceptance of surfaces and conditions.

3.2 PREPARATION

- A. Existing Utility Information: Furnish information to local utility that is necessary to adjust, move, or relocate existing utility structures, utility poles, lines, services, or other utility appurtenances located in or affected by construction. Coordinate with authorities having jurisdiction.
- B. Field Measurements: Take field measurements as required to fit the Work properly. Recheck measurements before installing each product. Where portions of the Work are indicated to fit to other construction, verify dimensions of other construction by field measurements before fabrication. Coordinate fabrication schedule with construction progress to avoid delaying the Work.
- C. Space Requirements: Verify space requirements and dimensions of items shown diagrammatically on Drawings.
- D. Review of Contract Documents and Field Conditions: Immediately on discovery of the need for clarification of the Contract Documents caused by differing field conditions outside the control of Contractor, submit a request for information to Architect according to requirements in Section 013100 "Project Management and Coordination."

3.3 CONSTRUCTION LAYOUT

- A. Verification: Before proceeding to lay out the Work, verify layout information shown on Drawings, in relation to the property survey and existing benchmarks. If discrepancies are discovered, notify Architect promptly.

3.4 INSTALLATION

- A. General: Locate the Work and components of the Work accurately, in correct alignment and elevation, as indicated.
1. Make vertical work plumb and make horizontal work level.
 2. Where space is limited, install components to maximize space available for maintenance and ease of removal for replacement.
 3. Conceal pipes, ducts, and wiring in finished areas unless otherwise indicated.
 4. Maintain minimum headroom clearance of 96 inches in occupied spaces and in unoccupied spaces.
- B. Comply with manufacturer's written instructions and recommendations for installing products in applications indicated.
- C. Install products at the time and under conditions that will ensure the best possible results. Maintain conditions required for product performance until Substantial Completion.

- D. Conduct construction operations so no part of the Work is subjected to damaging operations or loading in excess of that expected during normal conditions of occupancy.
- E. Sequence the Work and allow adequate clearances to accommodate movement of construction items on site and placement in permanent locations.
- F. Tools and Equipment: Do not use tools or equipment that produce harmful noise levels in excess of local city ordinances.
- G. Templates: Obtain and distribute to the parties involved templates for work specified to be factory prepared and field installed. Check Shop Drawings of other work to confirm that adequate provisions are made for locating and installing products to comply with indicated requirements.
- H. Attachment: Provide blocking and attachment plates and anchors and fasteners of adequate size and number to securely anchor each component in place, accurately located and aligned with other portions of the Work. Where size and type of attachments are not indicated, verify size and type required for load conditions.
 - 1. Mounting Heights: Where mounting heights are not indicated, mount components at heights directed by Architect.
 - 2. Allow for building movement, including thermal expansion and contraction.
 - 3. Coordinate installation of anchorages. Furnish setting drawings, templates, and directions for installing anchorages, including sleeves, concrete inserts, anchor bolts, and items with integral anchors, that are to be embedded in concrete or masonry. Deliver such items to Project site in time for installation.
- I. Joints: Make joints of uniform width. Where joint locations in exposed work are not indicated, arrange joints for the best visual effect. Fit exposed connections together to form hairline joints.
- J. Hazardous Materials: Use products, cleaners, and installation materials that are not considered hazardous.

3.5 CUTTING AND PATCHING

- A. Cutting and Patching, General: Employ skilled workers to perform cutting and patching. Proceed with cutting and patching at the earliest feasible time, and complete without delay.
 - 1. Cut in-place construction to provide for installation of other components or performance of other construction, and subsequently patch as required to restore surfaces to their original condition.
- B. Existing Warranties: Remove, replace, patch, and repair materials and surfaces cut or damaged during installation or cutting and patching operations, by methods and with materials so as not to void existing warranties.
- C. Temporary Support: Provide temporary support of work to be cut.
- D. Protection: Protect in-place construction during cutting and patching to prevent damage. Provide protection from adverse weather conditions for portions of Project that might be exposed during cutting and patching operations.
- E. Adjacent Occupied Areas: Where interference with use of adjoining areas or interruption of free passage to adjoining areas is unavoidable, coordinate cutting and patching according to requirements in Section 011000 "Summary."

- F. Existing Utility Services and Mechanical/Electrical Systems: Where existing services/systems are required to be removed, relocated, or abandoned, bypass such services/systems before cutting to prevent interruption to occupied areas.
- G. Cutting: Cut in-place construction by sawing, drilling, breaking, chipping, grinding, and similar operations, including excavation, using methods least likely to damage elements retained or adjoining construction. If possible, review proposed procedures with original Installer; comply with original Installer's written recommendations.
 - 1. In general, use hand or small power tools designed for sawing and grinding, not hammering and chopping. Cut holes and slots neatly to minimum size required, and with minimum disturbance of adjacent surfaces. Temporarily cover openings when not in use.
 - 2. Mechanical and Electrical Services: Cut off pipe or conduit in walls or partitions to be removed. Cap, valve, or plug and seal remaining portion of pipe or conduit to prevent entrance of moisture or other foreign matter after cutting.
 - 3. Proceed with patching after construction operations requiring cutting are complete.
- H. Patching: Patch construction by filling, repairing, refinishing, closing up, and similar operations following performance of other work. Patch with durable seams that are as invisible as practicable. Provide materials and comply with installation requirements specified in other Sections, where applicable.
 - 1. Inspection: Where feasible, test and inspect patched areas after completion to demonstrate physical integrity of installation.
 - 2. Exposed Finishes: Restore exposed finishes of patched areas and extend finish restoration into retained adjoining construction in a manner that will minimize evidence of patching and refinishing.
 - a. Clean piping, conduit, and similar features before applying paint or other finishing materials.
 - b. Restore damaged pipe covering to its original condition.
 - 3. Exterior Building Enclosure: Patch components in a manner that restores enclosure to a weathertight condition and ensures thermal and moisture integrity of building enclosure.
- I. Cleaning: Clean areas and spaces where cutting and patching are performed. Remove paint, mortar, oils, putty, and similar materials from adjacent finished surfaces.

3.6 PROGRESS CLEANING

- A. General: Clean Project site and work areas daily, including common areas. Enforce requirements strictly. Dispose of materials lawfully.
 - 1. Comply with requirements in NFPA 241 for removal of combustible waste materials and debris.
 - 2. Do not hold waste materials more than seven days during normal weather or three days if the temperature is expected to rise above 80 deg F.
 - 3. Containerize hazardous and unsanitary waste materials separately from other waste. Mark containers appropriately and dispose of legally, according to regulations.
 - a. Use containers intended for holding waste materials of type to be stored.
 - 4. Coordinate progress cleaning for joint-use areas where Contractor and other contractors are working concurrently.
- B. Site: Maintain Project site free of waste materials and debris.

- C. Work Areas: Clean areas where work is in progress to the level of cleanliness necessary for proper execution of the Work.
 - 1. Remove liquid spills promptly.
 - 2. Where dust would impair proper execution of the Work, broom-clean or vacuum the entire work area, as appropriate.
- D. Installed Work: Keep installed work clean. Clean installed surfaces according to written instructions of manufacturer or fabricator of product installed, using only cleaning materials specifically recommended. If specific cleaning materials are not recommended, use cleaning materials that are not hazardous to health or property and that will not damage exposed surfaces.
- E. Concealed Spaces: Remove debris from concealed spaces before enclosing the space.
- F. Exposed Surfaces in Finished Areas: Clean exposed surfaces and protect as necessary to ensure freedom from damage and deterioration at time of Substantial Completion.
- G. Waste Disposal: Do not bury or burn waste materials on-site. Do not wash waste materials down sewers or into waterways. Comply with waste disposal requirements in Section 015000 "Temporary Facilities and Controls" and Section 017419 "Construction Waste Management and Disposal."
- H. During handling and installation, clean and protect construction in progress and adjoining materials already in place. Apply protective covering where required to ensure protection from damage or deterioration at Substantial Completion.
- I. Clean and provide maintenance on completed construction as frequently as necessary through the remainder of the construction period. Adjust and lubricate operable components to ensure operability without damaging effects.
- J. Limiting Exposures: Supervise construction operations to assure that no part of the construction, completed or in progress, is subject to harmful, dangerous, damaging, or otherwise deleterious exposure during the construction period.

3.7 PROTECTION OF INSTALLED CONSTRUCTION

- A. Provide final protection and maintain conditions that ensure installed Work is without damage or deterioration at time of Substantial Completion.
- B. Comply with manufacturer's written instructions for temperature and relative humidity.

END OF SECTION 017300

SECTION 017419 - CONSTRUCTION WASTE MANAGEMENT AND DISPOSAL

PART 1 - GENERAL

1.1 RELATED DOCUMENTS

- A. Drawings and general provisions of the Contract, including General and Supplementary Conditions and other Division 01 Specification Sections, apply to this Section.

1.2 SUMMARY

- A. Section includes administrative and procedural requirements for the following:
 - 1. Recycling and disposing of nonhazardous demolition and construction waste.
- B. Related Sections:
 - 1. Division 02 Section Demolition for disposition of waste resulting from selective demolition of building components and for disposition of hazardous waste.

1.3 DEFINITIONS

- A. Demolition Waste: Building and site improvement materials resulting from demolition or selective demolition operations.
- B. Disposal: Removal off-site of demolition and construction waste and subsequent sale, recycling, reuse, or deposit in landfill or incinerator acceptable to authorities having jurisdiction.

1.4 PERFORMANCE REQUIREMENTS

- A. General: Achieve end-of-Project rates for salvage/recycling of 50 percent by weight of total non-hazardous solid waste generated by the Work. Practice efficient waste management in the use of materials in the course of the Work. Use all reasonable means to divert construction and demolition waste from landfills and incinerators. Facilitate recycling and salvage of materials, including the following:
 - 1. Demolition Waste:
 - a. Asphaltic concrete paving.
 - b. Concrete.
 - c. Concrete reinforcing steel.
 - d. Brick.
 - e. Concrete masonry units.
 - f. Wood studs.
 - g. Wood joists.
 - h. Plywood and oriented strand board.
 - i. Wood paneling.
 - j. Wood trim.
 - k. Structural and miscellaneous steel.

- l. Rough hardware.
- m. Roofing.
- n. Insulation.
- o. Doors and frames.
- p. Door hardware.
- q. Windows.
- r. Glazing.
- s. Metal studs.
- t. Gypsum board.
- u. Acoustical tile and panels.
- v. Carpet.
- w. Carpet pad.
- x. Demountable partitions.
- y. Equipment.
- z. Cabinets.
- aa. Plumbing fixtures.
- bb. Piping.
- cc. Supports and hangers.
- dd. Valves.
- ee. Sprinklers.
- ff. Mechanical equipment.
- gg. Refrigerants.
- hh. Electrical conduit.
- ii. Copper wiring.
- jj. Lighting fixtures.
- kk. Lamps.
- ll. Ballasts.
- mm. Electrical devices.
- nn. Switchgear and panelboards.
- oo. Transformers.

2. Construction Waste:

- a. Site-clearing waste.
- b. Lumber.
- c. Packaging: Regardless of salvage/recycle goal indicated in paragraph above, salvage or recycle 100 percent of the following uncontaminated packaging materials:
 - 1) Paper.
 - 2) Cardboard.
 - 3) Boxes.
 - 4) Plastic sheet and film.
 - 5) Polystyrene packaging.
 - 6) Wood crates.
 - 7) Plastic pails.

1.5 QUALITY ASSURANCE

- A. Refrigerant Recovery Technician Qualifications: Certified by EPA-approved certification program.
- B. Regulatory Requirements: Comply with hauling and disposal regulations of authorities having jurisdiction.

PART 2 - PRODUCTS (Not Used)

PART 3 - EXECUTION

3.1 RECYCLING DEMOLITION AND CONSTRUCTION WASTE, GENERAL

- A. General: Recycle paper and beverage containers used by on-site workers.
- B. Recycling Incentives: Revenues, savings, rebates, tax credits, and other incentives received for recycling waste materials shall accrue to Owner.
- C. Preparation of Waste: Prepare and maintain recyclable waste materials according to recycling or reuse facility requirements. Maintain materials free of dirt, adhesives, solvents, petroleum contamination, and other substances deleterious to the recycling process.
- D. Procedures: Separate recyclable waste from other waste materials, trash, and debris. Separate recyclable waste by type at Project site to the maximum extent practical according to approved construction waste management plan.
 - 1. Provide appropriately marked containers or bins for controlling recyclable waste until they are removed from Project site. Include list of acceptable and unacceptable materials at each container and bin.
 - a. Inspect containers and bins for contamination and remove contaminated materials if found.
 - 2. Stockpile processed materials on-site without intermixing with other materials. Place, grade, and shape stockpiles to drain surface water. Cover to prevent windblown dust.
 - 3. Stockpile materials away from construction area. Do not store within drip line of remaining trees.
 - 4. Store components off the ground and protect from the weather.
 - 5. Remove recyclable waste off Owner's property and transport to recycling receiver or processor.

3.2 RECYCLING DEMOLITION WASTE

- A. Asphaltic Concrete Paving: Break up and transport paving to asphalt-recycling facility.
- B. Concrete: Remove reinforcement and other metals from concrete and sort with other metals.
 - 1. Pulverize concrete to maximum 1-1/2-inch size.
- C. Masonry: Remove metal reinforcement, anchors, and ties from masonry and sort with other metals.
 - 1. Pulverize masonry to maximum 1-inch size.
 - 2. Clean and stack undamaged, whole masonry units on wood pallets.
- D. Wood Materials: Sort and stack members according to size, type, and length. Separate lumber, engineered wood products, panel products, and treated wood materials.
- E. Metals: Separate metals by type.
 - 1. Structural Steel: Stack members according to size, type of member, and length.
 - 2. Remove and dispose of bolts, nuts, washers, and other rough hardware.

- F. Asphalt Shingle Roofing: Separate organic and glass-fiber asphalt shingles and felts. Remove and dispose of nails, staples, and accessories.
- G. Piping: Reduce piping to straight lengths and store by type and size. Separate supports, hangers, valves, sprinklers, and other components by type and size.
- H. Conduit: Reduce conduit to straight lengths and store by type and size.

3.3 RECYCLING CONSTRUCTION WASTE

- A. Packaging:
 - 1. Cardboard and Boxes: Break down packaging into flat sheets. Bundle and store in a dry location.
 - 2. Polystyrene Packaging: Separate and bag materials.
 - 3. Pallets: As much as possible, require deliveries using pallets to remove pallets from Project site. For pallets that remain on-site, break down pallets into component wood pieces and comply with requirements for recycling wood.
 - 4. Crates: Break down crates into component wood pieces and comply with requirements for recycling wood.
- B. Site-Clearing Wastes: Chip brush, branches, and trees at landfill facility.
- C. Wood Materials:
 - 1. Clean Cut-Offs of Lumber: Grind or chip into small pieces.
 - 2. Clean Sawdust: Bag sawdust that does not contain painted or treated wood.
- D. Gypsum Board: Stack large clean pieces on wood pallets or in container and store in a dry location.

3.4 DISPOSAL OF WASTE

- A. General: Except for items or materials to be salvaged, recycled, or otherwise reused, remove waste materials from Project site and legally dispose of them in a landfill or incinerator acceptable to authorities having jurisdiction.
 - 1. Except as otherwise specified, do not allow waste materials that are to be disposed of accumulate on-site.
 - 2. Remove and transport debris in a manner that will prevent spillage on adjacent surfaces and areas.
- B. Burning: Do not burn waste materials.
- C. Disposal: Transport waste materials off Owner's property and legally dispose of them.

END OF SECTION 017419

SECTION 017700 - CLOSEOUT PROCEDURES

PART 1 - GENERAL

1.1 RELATED DOCUMENTS

- A. Drawings and general provisions of the Contract, including General and Supplementary Conditions and other Division 01 Specification Sections, apply to this Section.

1.2 SUMMARY

- A. Section includes administrative and procedural requirements for contract closeout, including, but not limited to, the following:
 - 1. Substantial Completion procedures.
 - 2. Final completion procedures.
 - 3. Warranties.
 - 4. Final cleaning.
 - 5. Repair of the Work.
- B. The Maintenance Bond and all Warranties required by the Contract Documents shall commence on the date of Substantial Completion of the Work or designated portion thereof unless otherwise provided in the Certificate of Substantial Completion.
- C. Related Requirements:
 - 1. Section 017300 "Execution" for progress cleaning of Project site.
 - 2. Section 017823 "Operation and Maintenance Data" for operation and maintenance manual requirements.
 - 3. Section 017839 "Project Record Documents" for submitting record Drawings, record Specifications, and record Product Data.

1.3 ACTION SUBMITTALS

- A. Product Data: For cleaning agents.
- B. Contractor's List of Incomplete Items: Initial submittal at Substantial Completion.
- C. Certified List of Incomplete Items: Final submittal at Final Completion.

1.4 CLOSEOUT SUBMITTALS

- A. Certificates of Release: From authorities having jurisdiction.
- B. Certificate of Insurance: For continuing coverage.
- C. Field Report: For pest control inspection.

1.5 MAINTENANCE MATERIAL SUBMITTALS

- A. Schedule of Maintenance Material Items: For maintenance material submittal items specified in other Sections.

1.6 SUBSTANTIAL COMPLETION PROCEDURES

- A. Contractor's List of Incomplete Items: Prepare and submit a list of items to be completed and corrected (Contractor's punch list), indicating the value of each item on the list and reasons why the Work is incomplete.

- B. Submittals Prior to Substantial Completion: Complete the following a minimum of 10 days prior to requesting inspection for determining date of Substantial Completion. List items below that are incomplete at time of request.

1. Certificates of Release: Obtain and submit releases from authorities having jurisdiction permitting Owner unrestricted use of the Work and access to services and utilities. Include occupancy permits, operating certificates, and similar releases.
2. Submit closeout submittals specified in other Division 01 Sections, including project record documents, operation and maintenance manuals, final completion construction photographic documentation, damage or settlement surveys, property surveys, and similar final record information.
3. Submit closeout submittals specified in individual Sections, including specific warranties, workmanship bonds, maintenance service agreements, final certifications, and similar documents.
4. Submit maintenance material submittals specified in individual Sections, including tools, spare parts, extra materials, and similar items, and deliver to location designated by Architect. Label with manufacturer's name and model number where applicable.
 - a. Schedule of Maintenance Material Items: Prepare and submit schedule of maintenance material submittal items, including name and quantity of each item and name and number of related Specification Section. Obtain Architect's signature for receipt of submittals.

- C. Procedures Prior to Substantial Completion: Complete the following a minimum of 10 days prior to requesting inspection for determining date of Substantial Completion. List items below that are incomplete at time of request.

1. Advise Owner of pending insurance changeover requirements.
2. Make final changeover of permanent locks and deliver keys to Owner. Advise Owner's personnel of changeover in security provisions.
3. Complete startup and testing of systems and equipment.
4. Perform preventive maintenance on equipment used prior to Substantial Completion.
5. Advise Owner of changeover in heat and other utilities.
6. Participate with Owner in conducting inspection and walkthrough with local emergency responders.
7. Terminate and remove temporary facilities from Project site, along with mockups, construction tools, and similar elements.
8. Complete final cleaning requirements, including touchup painting.

- D. Inspection: Submit a written request for inspection to determine Substantial Completion a minimum of 10 days prior to date the work will be completed and ready for final inspection and tests. On receipt of request, Architect will either proceed with inspection or notify Contractor of unfulfilled requirements. Architect will prepare the Certificate of Substantial Completion after inspection or will notify Contractor of items, either on Contractor's list or additional items identified by Architect, that must be completed or corrected before certificate will be issued.

1. Reinspection: Request reinspection when the Work identified in previous inspections as incomplete is completed or corrected.
2. Results of completed inspection will form the basis of requirements for final completion.

1.7 FINAL COMPLETION PROCEDURES

- A. Submittals Prior to Final Completion: Before requesting final inspection for determining final completion, complete the following:
1. Submit a final Application for Payment according to Section 01290 "Payment Procedures."
 2. Certified List of Incomplete Items: Submit certified copy of Architect's Substantial Completion inspection list of items to be completed or corrected (punch list), endorsed and dated by Architect. Certified copy of the list shall state that each item has been completed or otherwise resolved for acceptance.
 3. Certificate of Insurance: Submit evidence of final, continuing insurance coverage complying with insurance requirements.
 4. Submit pest-control final inspection report.
- B. Inspection: Submit a written request for final inspection to determine acceptance a minimum of 10 days prior to date the work will be completed and ready for final inspection and tests. On receipt of request, Architect will either proceed with inspection or notify Contractor of unfulfilled requirements. Architect will prepare a final Certificate for Payment after inspection or will notify Contractor of construction that must be completed or corrected before certificate will be issued.
1. Reinspection: Request reinspection when the Work identified in previous inspections as incomplete is completed or corrected.

1.8 LIST OF INCOMPLETE ITEMS (PUNCH LIST)

- A. Organization of List: Include name and identification of each space and area affected by construction operations for incomplete items and items needing correction including, if necessary, areas disturbed by Contractor that are outside the limits of construction. Use CSI Form 14.1A.
1. Organize list of spaces in sequential order, starting with exterior areas first and proceeding from lowest floor to highest floor.
 2. Organize items applying to each space by major element, including categories for ceiling, individual walls, floors, equipment, and building systems.
 3. Include the following information at the top of each page:
 - a. Project name.
 - b. Date.
 - c. Name of Architect.
 - d. Name of Contractor.
 - e. Page number.
 4. Submit list of incomplete items in the following format:
 - a. MS Excel electronic file. Architect will return annotated file.
 - b. Three paper copies.

1.9 SUBMITTAL OF PROJECT WARRANTIES

- A. Time of Submittal: Submit written warranties on request of Architect for designated portions of the Work where commencement of warranties other than date of Substantial Completion is indicated, or when delay in submittal of warranties might limit Owner's rights under warranty.
- B. Partial Occupancy: Submit properly executed warranties within 15 days of completion of designated portions of the Work that are completed and occupied or used by Owner during construction period by separate agreement with Contractor.
- C. Organize warranty documents into an orderly sequence based on the table of contents of Project Manual.
 - 1. Bind warranties and bonds in heavy-duty, three-ring, vinyl-covered, loose-leaf binders, thickness as necessary to accommodate contents, and sized to receive 8-1/2-by-11-inch paper.
 - 2. Provide heavy paper dividers with plastic-covered tabs for each separate warranty. Mark tab to identify the product or installation. Provide a typed description of the product or installation, including the name of the product and the name, address, and telephone number of Installer.
 - 3. Identify each binder on the front and spine with the typed or printed title "WARRANTIES," Project name, and name of Contractor.
 - 4. Warranty Electronic File: Scan warranties and bonds and assemble complete warranty and bond submittal package into a single indexed electronic PDF file with links enabling navigation to each item. Provide bookmarked table of contents at beginning of document.
- D. Provide additional copies of each warranty to include in operation and maintenance manuals.

PART 2 - PRODUCTS (NOT USED)

PART 3 - EXECUTION

3.1 FINAL CLEANING

- A. General: Perform final cleaning. Conduct cleaning and waste-removal operations to comply with local laws and ordinances and Federal and local environmental and antipollution regulations.
- B. Construction Waste Disposal: Comply with waste disposal requirements in Section 015000 "Temporary Facilities and Controls." And Section 017419 "Construction Waste Management and Disposal."

3.2 REPAIR OF THE WORK

- A. Complete repair and restoration operations before requesting inspection for determination of Substantial Completion.
- B. Repair or remove and replace defective construction. Repairing includes replacing defective parts, refinishing damaged surfaces, touching up with matching materials. Where damaged or worn items cannot be repaired or restored, provide replacements. Remove and replace operating components that cannot be repaired. Restore damaged construction and permanent facilities used during construction to specified condition.

END OF SECTION 017700

SECTION 017823 - OPERATION AND MAINTENANCE DATA

PART 1 - GENERAL

1.1 RELATED DOCUMENTS

- A. Drawings and general provisions of the Contract, including General and Supplementary Conditions and other Division 01 Specification Sections, apply to this Section.

1.2 SUMMARY

- A. Section includes administrative and procedural requirements for preparing operation and maintenance manuals, including the following:
 - 1. Operation and maintenance documentation directory.
 - 2. Product maintenance manuals.
- B. Related Requirements:
 - 1. Section 013300 "Submittal Procedures" for submitting copies of submittals for operation and maintenance manuals.

1.3 DEFINITIONS

- A. System: An organized collection of parts, equipment, or subsystems united by regular interaction.
- B. Subsystem: A portion of a system with characteristics similar to a system.

1.4 CLOSEOUT SUBMITTALS

- A. Manual Content: Operations and maintenance manual content is specified in individual Specification Sections to be reviewed at the time of Section submittals. Submit reviewed manual content formatted and organized as required by this Section.
 - 1. Architect will comment on whether content of operations and maintenance submittals are acceptable.
 - 2. Where applicable, clarify and update reviewed manual content to correspond to revisions and field conditions.
- B. Format: Submit operations and maintenance manuals in the following format:
 - 1. PDF electronic file. Assemble each manual into a composite electronically indexed file. Submit on digital media acceptable to Architect.
 - a. Name each indexed document file in composite electronic index with applicable item name. Include a complete electronically linked operation and maintenance directory.
 - b. Enable inserted reviewer Comments on draft submittals.

2. Two paper copies. Include a complete operation and maintenance directory. Enclose title pages and directories in clear plastic sleeves. Architect will return one copy.
- C. Final Manual Submittal: Submit each manual in final form prior to requesting inspection for Substantial Completion and at least 15 days before commencing demonstration and training. Architect will return copy with comments.
1. Correct or revise each manual to comply with Architect's comments. Submit copies of each corrected manual within 15 days of receipt of Architect's comments and prior to commencing demonstration and training.

PART 2 - PRODUCTS

2.1 OPERATION AND MAINTENANCE DOCUMENTATION DIRECTORY

- A. Directory: Prepare a single, comprehensive directory of emergency, operation, and maintenance data and materials, listing items and their location to facilitate ready access to desired information. Include a section in the directory for each of the following:
1. List of documents.
 2. List of systems.
 3. List of equipment.
 4. Table of contents.
- B. List of Systems and Subsystems: List systems alphabetically. Include references to operation and maintenance manuals that contain information about each system.
- C. List of Equipment: List equipment for each system, organized alphabetically by system. For pieces of equipment not part of system, list alphabetically in separate list.
- D. Tables of Contents: Include a table of contents for each emergency, operation, and maintenance manual.
- E. Identification: In the documentation directory and in each operation and maintenance manual, identify each system, subsystem, and piece of equipment with same designation used in the Contract Documents. If no designation exists, assign a designation according to ASHRAE Guideline 4, "Preparation of Operating and Maintenance Documentation for Building Systems."

2.2 REQUIREMENTS FOR OPERATION, AND MAINTENANCE MANUALS

- A. Organization: Unless otherwise indicated, organize each manual into a separate section for each system and subsystem, and a separate section for each piece of equipment not part of a system. Each manual shall contain the following materials, in the order listed:
1. Title page.
 2. Table of contents.
 3. Manual contents.
- B. Title Page: Include the following information:
1. Subject matter included in manual.
 2. Name and address of Project.
 3. Name and address of Owner.
 4. Name and contact information for Contractor.

- C. Table of Contents: List each product included in manual, identified by product name, indexed to the content of the volume, and cross-referenced to Specification Section number in Project Manual.
 - 1. If operation or maintenance documentation requires more than one volume to accommodate data, include comprehensive table of contents for all volumes in each volume of the set.
- D. Manual Contents: Organize into sets of manageable size. Arrange contents alphabetically by system, subsystem, and equipment. If possible, assemble instructions for subsystems, equipment, and components of one system into a single binder.
- E. Manuals, Electronic Files: Submit manuals in the form of a multiple file composite electronic PDF file for each manual type required.
 - 1. Electronic Files: Use electronic files prepared by manufacturer where available. Where scanning of paper documents is required, configure scanned file for minimum readable file size.
 - 2. File Names and Bookmarks: Enable bookmarking of individual documents based on file names. Name document files to correspond to system, subsystem, and equipment names used in manual directory and table of contents. Group documents for each system and subsystem into individual composite bookmarked files, then create composite manual, so that resulting bookmarks reflect the system, subsystem, and equipment names in a readily navigated file tree. Configure electronic manual to display bookmark panel on opening file.
- F. Manuals, Paper Copy: Submit manuals in the form of hard copy, bound and labeled volumes.
 - 1. Binders: Heavy-duty, three-ring, vinyl-covered, loose-leaf or post-type binders, in thickness necessary to accommodate contents, sized to hold 8-1/2-by-11-inchpaper; with clear plastic sleeve on spine to hold label describing contents and with pockets inside covers to hold folded oversize sheets.
 - a. If two or more binders are necessary to accommodate data of a system, organize data in each binder into groupings by subsystem and related components. Cross-reference other binders if necessary to provide essential information for proper operation or maintenance of equipment or system.
 - b. Identify each binder on front and spine, with printed title "OPERATION AND MAINTENANCE MANUAL," Project title or name, subject matter of contents. Indicate volume number for multiple-volume sets.
 - 2. Dividers: Heavy-paper dividers with plastic-covered tabs for each section of the manual. Mark each tab to indicate contents. Include typed list of products and major components of equipment included in the section on each divider, cross-referenced to Specification Section number and title of Project Manual.
 - 3. Protective Plastic Sleeves: Transparent plastic sleeves designed to enclose diagnostic software storage media for computerized electronic equipment.
 - 4. Supplementary Text: Prepared on 8-1/2-by-11-inchwhite bond paper.
 - 5. Drawings: Attach reinforced, punched binder tabs on drawings and bind with text.
 - a. If oversize drawings are necessary, fold drawings to same size as text pages and use as foldouts.
 - b. If drawings are too large to be used as foldouts, fold and place drawings in labeled envelopes and bind envelopes in rear of manual. At appropriate locations in manual, insert typewritten pages indicating drawing titles, descriptions of contents, and drawing locations.

2.3 PRODUCT MAINTENANCE MANUALS

- A. Content: Organize manual into a separate section for each product, material, and finish. Include source information, product information, maintenance procedures, repair materials and sources, and warranties and bonds, as described below.
- B. Source Information: List each product included in manual, identified by product name and arranged to match manual's table of contents. For each product, list name, address, and telephone number of Installer or supplier and maintenance service agent, and cross-reference Specification Section number and title in Project Manual and drawing or schedule designation or identifier where applicable.
- C. Product Information: Include the following, as applicable:
 - 1. Product name and model number.
 - 2. Manufacturer's name.
- D. Maintenance Procedures: Include manufacturer's written recommendations and the following:
 - 1. Types of cleaning agents to be used and methods of cleaning.
- E. Repair Materials and Sources: Include lists of materials and local sources of materials and related services.
- F. Warranties and Bonds: Include copies of warranties and bonds and lists of circumstances and conditions that would affect validity of warranties or bonds.
 - 1. Include procedures to follow and required notifications for warranty claims.

PART 3 - EXECUTION

3.1 MANUAL PREPARATION

- A. Operation and Maintenance Documentation Directory: Prepare a separate manual that provides an organized reference to emergency, operation, and maintenance manuals.
- B. Product Maintenance Manual: Assemble a complete set of maintenance data indicating care and maintenance of each product, material, and finish incorporated into the Work.
- C. Manufacturers' Data: Where manuals contain manufacturers' standard printed data, include only sheets pertinent to product or component installed. Mark each sheet to identify each product or component incorporated into the Work. If data include more than one item in a tabular format, identify each item using appropriate references from the Contract Documents. Identify data applicable to the Work and delete references to information not applicable.
 - 1. Prepare supplementary text if manufacturers' standard printed data are not available and where the information is necessary for proper operation and maintenance of equipment or systems.
- D. Drawings: Prepare drawings supplementing manufacturers' printed data to illustrate the relationship of component parts of equipment and systems and to illustrate control sequence and flow diagrams. Coordinate these drawings with information contained in record Drawings to ensure correct illustration of completed installation.
 - 1. Do not use original project record documents as part of operation and maintenance manuals.
 - 2. Comply with requirements of newly prepared record Drawings in Section 017839 "Project Record Documents."

Bid Issue
May 2017

St. John's Parsonage
Window Restoration & Replacement
Elizabeth, New Jersey

- E. Comply with Section 017700 "Closeout Procedures" for schedule for submitting operation and maintenance documentation.

END OF SECTION 017823

SECTION 017839 - PROJECT RECORD DOCUMENTS

PART 1 - GENERAL

1.1 RELATED DOCUMENTS

- A. Drawings and general provisions of the Contract, including General and Supplementary Conditions and other Division 01 Specification Sections, apply to this Section.

1.2 SUMMARY

- A. Section includes administrative and procedural requirements for project record documents, including the following:
 - 1. Record Drawings.
 - 2. Record Specifications.
 - 3. Record Product Data.
 - 4. Miscellaneous record submittals.
- B. Related Requirements:
 - 1. Section 017300 "Execution" for final property survey.
 - 2. Section 017700 "Closeout Procedures" for general closeout procedures.
 - 3. Section 017823 "Operation and Maintenance Data" for operation and maintenance manual requirements.

1.3 CLOSEOUT SUBMITTALS

- A. Record Drawings: Comply with the following:
 - 1. Number of Copies: Submit one set(s) of marked-up record prints.
 - 2. Number of Copies: Submit copies of record Drawings as follows:
 - a. Initial Submittal:
 - 1) Submit one paper-copy set(s) of marked-up record prints.
 - 2) Architect will indicate whether general scope of changes, additional information recorded, and quality of drafting are acceptable.
 - b. Final Submittal:
 - 1) Submit PDF electronic files of scanned record prints and three set(s) of prints.
 - 2) Print each drawing, whether or not changes and additional information were recorded.
- B. Record Specifications: Submit one paper copy and annotated PDF electronic files of Project's Specifications, including addenda and contract modifications.
- C. Record Product Data: Submit one paper copy and annotated PDF electronic files and directories of each submittal.

1. Where record Product Data are required as part of operation and maintenance manuals, submit duplicate marked-up Product Data as a component of manual.
- D. Miscellaneous Record Submittals: See other Specification Sections for miscellaneous record-keeping requirements and submittals in connection with various construction activities. Submit one paper copy and annotated PDF electronic files and directories of each submittal.
- E. Reports: Submit written report weekly indicating items incorporated into project record documents concurrent with progress of the Work, including revisions, concealed conditions, field changes, product selections, and other notations incorporated.

PART 2 - PRODUCTS

2.1 RECORD DRAWINGS

- A. Record Prints: Maintain one set of marked-up paper copies of the Contract Drawings and Shop Drawings, incorporating new and revised drawings as modifications are issued.
 1. Preparation: Mark record prints to show the actual installation where installation varies from that shown originally. Require individual or entity who obtained record data, whether individual or entity is Installer, subcontractor, or similar entity, to provide information for preparation of corresponding marked-up record prints.
 - a. Give particular attention to information on concealed elements that would be difficult to identify or measure and record later.
 - b. Accurately record information in an acceptable drawing technique.
 - c. Record data as soon as possible after obtaining it.
 - d. Record and check the markup before enclosing concealed installations.
 - e. Cross-reference record prints to corresponding archive photographic documentation.
 2. Content: Types of items requiring marking include, but are not limited to, the following:
 - a. Dimensional changes to Drawings.
 - b. Revisions to details shown on Drawings.
 - c. Depths of foundations below first floor.
 - d. Locations and depths of underground utilities.
 - e. Revisions to routing of piping and conduits.
 - f. Revisions to electrical circuitry.
 - g. Actual equipment locations.
 - h. Duct size and routing.
 - i. Locations of concealed internal utilities.
 - j. Changes made by Change Order or Construction Change Directive.
 - k. Changes made following Architect's written orders.
 - l. Details not on the original Contract Drawings.
 - m. Field records for variable and concealed conditions.
 - n. Record information on the Work that is shown only schematically.
 3. Mark the Contract Drawings and Shop Drawings completely and accurately. Use personnel proficient at recording graphic information in production of marked-up record prints.
 4. Mark record sets with erasable, red-colored pencil. Use other colors to distinguish between changes for different categories of the Work at same location.

5. Mark important additional information that was either shown schematically or omitted from original Drawings.
6. Note Construction Change Directive numbers, alternate numbers, Change Order numbers, and similar identification, where applicable.

2.2 RECORD SPECIFICATIONS

- A. Preparation: Mark Specifications to indicate the actual product installation where installation varies from that indicated in Specifications, addenda, and contract modifications.
 1. Give particular attention to information on concealed products and installations that cannot be readily identified and recorded later.
 2. Mark copy with the proprietary name and model number of products, materials, and equipment furnished, including substitutions and product options selected.
 3. Record the name of manufacturer, supplier, Installer, and other information necessary to provide a record of selections made.
 4. For each principal product, indicate whether record Product Data has been submitted in operation and maintenance manuals instead of submitted as record Product Data.
 5. Note related Change Orders, record Product Data, and record Drawings where applicable.
- B. Format: Submit record Specifications as annotated PDF electronic file and paper copy.

2.3 RECORD PRODUCT DATA

- A. Preparation: Mark Product Data to indicate the actual product installation where installation varies substantially from that indicated in Product Data submittal.
 1. Give particular attention to information on concealed products and installations that cannot be readily identified and recorded later.
 2. Include significant changes in the product delivered to Project site and changes in manufacturer's written instructions for installation.
 3. Note related Change Orders, record Specifications, and record Drawings where applicable.
- B. Format: Submit record Product Data as annotated PDF electronic file and paper copy.
 1. Include record Product Data directory organized by Specification Section number and title, electronically linked to each item of record Product Data.

2.4 MISCELLANEOUS RECORD SUBMITTALS

- A. Assemble miscellaneous records required by other Specification Sections for miscellaneous record keeping and submittal in connection with actual performance of the Work. Bind or file miscellaneous records and identify each, ready for continued use and reference.
- B. Format: Submit miscellaneous record submittals as PDF electronic file and paper copy.
 1. Include miscellaneous record submittals directory organized by Specification Section number and title, electronically linked to each item of miscellaneous record submittals.

PART 3 - EXECUTION

3.1 RECORDING AND MAINTENANCE

- A. Recording: Maintain one copy of each submittal during the construction period for project record document purposes. Post changes and revisions to project record documents as they occur; do not wait until end of Project.
- B. Maintenance of Record Documents and Samples: Store record documents and Samples in the field office apart from the Contract Documents used for construction. Do not use project record documents for construction purposes. Maintain record documents in good order and in a clean, dry, legible condition, protected from deterioration and loss. Provide access to project record documents for Architect's reference during normal working hours.

END OF SECTION 017839

SECTION 024119 - SELECTIVE DEMOLITION

PART 1 - GENERAL

1.1 RELATED DOCUMENTS

- A. Drawings and general provisions of the Contract, including General and Supplementary Conditions and Division 01 Specification Sections, apply to this Section.

1.2 SUMMARY

- A. Section Includes:
 - 1. Demolition and removal of selected portions of building or structure.
 - 2. Salvage of existing items to be reused or recycled.
- B. Related Requirements:
 - 1. Division 01 "Historic Treatment Procedures" for historic removal and dismantling.
 - 2. Division 01 "Execution" for cutting and patching procedures.

1.3 DEFINITIONS

- A. Remove: Detach items from existing construction and legally dispose of them off-site unless indicated to be removed and salvaged or removed and reinstalled.
- B. Remove and Reinstall: Detach items from existing construction, prepare for reuse, and reinstall where indicated.
- C. Existing to Remain: Existing items of construction that are not to be permanently removed and that are not otherwise indicated to be removed, removed and salvaged, or removed and reinstalled.

1.4 MATERIALS OWNERSHIP

- A. Unless otherwise indicated, demolition waste becomes property of Contractor.
- B. Historic items, relics, antiques, and similar objects and other items of interest or value to Owner that may be uncovered during demolition remain the property of Owner.
 - 1. Carefully store or salvage in a manner to prevent damage and promptly return to Owner.

1.5 INFORMATIONAL SUBMITTALS

- A. Inventory: Submit a list of items to be removed and reinstalled and deliver to Owner prior to start of demolition.

1.6 FIELD CONDITIONS

- A. Conditions existing at time of inspection for bidding purpose will be maintained by Owner as far as practical.
- B. Notify Architect of discrepancies between existing conditions and Drawings before proceeding with selective demolition.
- C. Hazardous Materials: It is not expected that hazardous materials will be encountered in the Work.
 - 1. If suspected hazardous materials are encountered, do not disturb; immediately notify Architect and Owner. Hazardous materials will be removed by Owner under a separate contract.
- D. Historic Areas: Demolition and hauling equipment and other materials shall be of sizes that clear surfaces within historic areas and openings, including temporary protection, by 12 inches or more.
- E. Storage or sale of removed items or materials on-site is not permitted.
- F. Utility Service: Maintain existing utilities indicated to remain in service and protect them against damage during selective demolition operations.
 - 1. Maintain fire-protection facilities in service during selective demolition operations.

PART 2 - PRODUCTS

2.1 PERFORMANCE REQUIREMENTS

- A. Regulatory Requirements: Comply with governing EPA notification regulations before beginning selective demolition. Comply with hauling and disposal regulations of authorities having jurisdiction.
- B. Standards: Comply with ANSI/ASSE A10.6 and NFPA 241.

PART 3 - EXECUTION

3.1 EXAMINATION

- A. Verify that utilities have been disconnected and capped before starting selective demolition operations.
- B. Review record documents of existing construction provided by Owner. Owner does not guarantee that existing conditions are same as those indicated in record documents.
- C. Survey existing conditions and correlate with requirements indicated to determine extent of selective demolition required.
- D. When unanticipated mechanical, electrical, or structural elements that conflict with intended function or design are encountered, investigate and measure the nature and extent of conflict. Promptly submit a written report to Architect.

3.2 SELECTIVE DEMOLITION, GENERAL

- A. General: Demolish and remove existing construction only to the extent required by new construction and as indicated. Use methods required to complete the Work within limitations of governing regulations and as follows:

1. Proceed with selective demolition systematically, from higher to lower level. Complete selective demolition operations above each floor or tier before disturbing supporting members on the next lower level.
 2. Neatly cut openings and holes plumb, square, and true to dimensions required. Use cutting methods least likely to damage construction to remain or adjoining construction. Use hand tools or small power tools designed for sawing or grinding, not hammering and chopping, to minimize disturbance of adjacent surfaces. Temporarily cover openings to remain.
 3. Cut or drill from the exposed or finished side into concealed surfaces to avoid marring existing finished surfaces.
 4. Do not use cutting torches until work area is cleared of flammable materials. At concealed spaces, such as duct and pipe interiors, verify condition and contents of hidden space before starting flame-cutting operations. Maintain fire watch and portable fire-suppression devices during flame-cutting operations.
 5. Maintain adequate ventilation when using cutting torches.
 6. Remove decayed, vermin-infested, or otherwise dangerous or unsuitable materials and promptly dispose of off-site.
 7. Locate selective demolition equipment and remove debris and materials so as not to impose excessive loads on supporting walls, floors, or framing.
 8. Dispose of demolished items and materials promptly.
- B. Work in Historic Areas: Selective demolition may be performed only in areas of the Project that are not designated as historic. In historic spaces, areas, and rooms or on historic surfaces, the terms "demolish" or "remove" shall mean historic "removal" or "dismantling" as specified in Division 01 Section "Historic Treatment Procedures."
- C. Reuse of Building Elements: Project has been designed to result in end-of-Project rates for reuse of building elements as follows. Do not demolish building elements beyond what is indicated on Drawings without Architect's approval.
- D. Removed and Reinstalled Items:
1. Clean and repair items to functional condition adequate for intended reuse.
 2. Pack or crate items after cleaning and repairing. Identify contents of containers.
 3. Protect items from damage during transport and storage.
 4. Reinstall items in locations indicated. Comply with installation requirements for new materials and equipment. Provide connections, supports, and miscellaneous materials necessary to make item functional for use indicated.
- ### 3.3 DISPOSAL OF DEMOLISHED MATERIALS
- A. General: Except for items or materials indicated to be reused, salvaged, reinstalled, or otherwise indicated to remain Owner's property, remove demolished materials from Project site.
1. Do not allow demolished materials to accumulate on-site.
 2. Remove and transport debris in a manner that will prevent spillage on adjacent surfaces and areas.
 3. Remove debris from elevated portions of building by chute, hoist, or other device that will convey debris to grade level in a controlled descent.
- B. Burning: Do not burn demolished materials.
- C. Disposal: Transport demolished materials off Owner's property and legally dispose of them.

3.4 CLEANING

- A. Clean adjacent structures and improvements of dust, dirt, and debris caused by selective demolition operations. Return adjacent areas to condition existing before selective demolition operations began.

END OF SECTION 024119

SECTION 040120 - BRICK MASONRY REPAIR

PART 1 - GENERAL

1.1 RELATED DOCUMENTS

- A. Drawings and general provisions of the Contract, including General and Supplementary Conditions and Division 01 Specification Sections, apply to this Section.

1.2 SUMMARY

- A. Section Includes:

1. Patching masonry holes.
2. Removing abandoned anchors.

- B. Related Requirements:

1. Division 01 Section "Selective Demolition" for removal of shutters and other materials from masonry.

1.3 DEFINITIONS

- A. Rebuilding (Setting) Mortar: Mortar used to set and anchor masonry in a structure, distinct from pointing mortar installed after masonry is set in place.

1.4 ACTION SUBMITTALS

- A. Product Data: For each type of product.

1. Include construction details, material descriptions, dimensions of individual components and profiles, and finishes.
2. Include recommendations for product application and use. Include test data substantiating that products comply with requirements.

1.5 INFORMATIONAL SUBMITTALS

- A. Qualification Data: For brick masonry repair specialist.

1.6 QUALITY ASSURANCE

- A. Brick Masonry Repair Specialist Qualifications: Engage an experienced brick masonry repair firm to perform work of this Section. Firm shall have completed work similar in material, design, and extent to that indicated for this Project with a record of successful in-service performance. Experience in only installing masonry is insufficient experience for masonry repair work.

1. Field Supervision: Brick masonry repair specialist firm shall maintain experienced full-time supervisors on Project site during times that brick masonry repair work is in progress.
 2. Brick Masonry Repair Worker Qualifications: When masonry units are being patched, assign at least one worker per crew who is trained and certified by manufacturer of patching compound to apply its products.
- B. Quality-Control Program: Prepare a written quality-control program for this Project to systematically demonstrate the ability of personnel to properly follow methods and use materials and tools without damaging masonry. Include provisions for supervising performance and preventing damage.
- C. Mockups: Prepare mockups of brick masonry repair to demonstrate aesthetic effects and to set quality standards for materials and execution and for fabrication and installation.
1. Approval of mockups does not constitute approval of deviations from the Contract Documents contained in mockups unless Architect specifically approves such deviations in writing.
 2. Subject to compliance with requirements, approved mockups may become part of the completed Work if undisturbed at time of Substantial Completion.
- 1.7 DELIVERY, STORAGE, AND HANDLING
- A. Deliver packaged materials to Project site in manufacturer's original and unopened containers, labeled with manufacturer's name and type of products.
 - B. Store cementitious materials on elevated platforms, under cover, and in a dry location. Do not use cementitious materials that have become damp.
 - C. Store hydrated lime in manufacturer's original and unopened containers. Discard lime if containers have been damaged or have been opened for more than two days.
 - D. Store sand where grading and other required characteristics can be maintained and contamination avoided.
- 1.8 FIELD CONDITIONS
- A. Weather Limitations: Proceed with installation only when existing and forecasted weather conditions permit brick masonry repair work to be performed according to product manufacturers' written instructions and specified requirements.
 - B. Temperature Limits, General: Repair masonry units only when air temperature is between 40 and 90 deg F and is predicted to remain so for at least seven days after completion of the Work unless otherwise indicated.
 - C. Cold-Weather Requirements: Comply with the following procedures for masonry repair unless otherwise indicated:
 1. When air temperature is below 40 deg F, heat mortar ingredients, masonry repair materials, and existing masonry walls to produce temperatures between 40 and 120 deg F.
 2. When mean daily air temperature is below 40 deg F, provide enclosure and heat to maintain temperatures above 32 deg F within the enclosure for seven days after repair.
 - D. Hot-Weather Requirements: Protect masonry repairs when temperature and humidity conditions produce excessive evaporation of water from mortar and repair materials. Provide artificial shade and wind breaks,

and use cooled materials as required to minimize evaporation. Do not apply mortar to substrates with temperatures of 90 deg F and above unless otherwise indicated.

- E. For manufactured repair materials, perform work within the environmental limits set by each manufacturer.

PART 2 - PRODUCTS

2.1 MATERIALS, GENERAL

- A. Source Limitations: Obtain each type of material for repairing brick masonry (brick, cement, sand, etc.) from single source with resources to provide materials of consistent quality in appearance and physical properties.

2.2 ACCESSORY MATERIALS

- A. Other Products: Select materials and methods of use based on the following, subject to approval of a mockup:
 1. Previous effectiveness in performing the work involved.
 2. Minimal possibility of damaging exposed surfaces.
 3. Consistency of each application.
 4. Uniformity of the resulting overall appearance.
 5. Do not use products or tools that could leave residue on surfaces.

2.3 MORTAR MIXES

- A. Measurement and Mixing: Measure cementitious materials and sand in a dry condition by volume or equivalent weight. Do not measure by shovel; use known measure. Mix materials in a clean, mechanical batch mixer.
- B. Do not use admixtures in mortar unless otherwise indicated.
- C. Mixes: Mix mortar materials in the following proportions:
 1. Rebuilding (Setting) Mortar by Property: ASTM C 270, Property Specification, Type N unless otherwise indicated; with cementitious material limited to portland cement and lime.

PART 3 - EXECUTION

3.1 PROTECTION

- A. Prevent mortar from staining face of surrounding masonry and other surfaces.
 1. Cover sills, ledges, and other projecting items to protect them from mortar droppings.
 2. Keep wall area wet below rebuilding and repair work to discourage mortar from adhering.
 3. Immediately remove mortar splatters in contact with exposed masonry and other surfaces.

3.2 MASONRY REPAIR, GENERAL

- A. Appearance Standard: Repaired surfaces are to have a uniform appearance as viewed from 10 feet away by Architect.

3.3 MASONRY UNIT PATCHING

- A. Patch the following masonry units:

- 1. Units with holes.

- B. Patching Bricks:

- 1. Remove loose material from masonry surface. Carefully remove additional material so patch does not have feathered edges but has square or slightly undercut edges on area to be patched and is at least 1/4 inch thick, but not less than recommended in writing by patching compound manufacturer.
- 2. Mix patching compound in individual batches to match each unit being patched. Combine one or more colors of patching compound, as needed, to produce exact match.
- 3. Rinse surface to be patched and leave damp, but without standing water.
- 4. Brush-coat surfaces with slurry coat of patching compound according to manufacturer's written instructions.
- 5. Place patching compound in layers as recommended in writing by patching compound manufacturer, but not less than 1/4 inch or more than 2 inches thick. Roughen surface of each layer to provide a key for next layer.
- 6. Trowel, scrape, or carve surface of patch to match texture and surrounding surface plane or contour of masonry unit. Shape and finish surface before or after curing, as determined by testing, to best match existing masonry unit.
- 7. Keep each layer damp for 72 hours or until patching compound has set.
- 8. Remove and replace patches with hairline cracks or that show separation from brick at edges, and those that do not match adjoining brick in color or texture.

3.4 ABANDONED ANCHOR REMOVAL

- A. Remove abandoned anchors, brackets, wood nailers, and other extraneous items indicated to be removed.

- 1. Remove items carefully to avoid spalling or cracking masonry.
- 2. Notify Architect before proceeding if an item cannot be removed without damaging surrounding masonry. Do the following where directed:
 - a. Cut or grind off item approximately 3/4 inch beneath surface and core drill a recess of same depth in surrounding masonry as close around item as practical.
- 3. Patch hole where each item was removed unless directed to remove and replace masonry unit.

3.5 FINAL CLEANING

- A. After mortar has fully hardened, thoroughly clean exposed masonry surfaces of excess mortar and foreign matter; use wood scrapers, stiff-nylon or -fiber brushes, and clean water applied by low-pressure spray.

- 1. Do not use metal scrapers or brushes.
- 2. Do not use acidic or alkaline cleaners.

- B. Clean adjacent non-masonry surfaces. Use detergent and soft brushes or cloths.

- C. Clean mortar and debris from roof; remove debris from gutters and downspouts. Rinse off roof and flush gutters and downspouts.
- D. Remove masking materials, leaving no residues that could trap dirt.

3.6 MASONRY WASTE DISPOSAL

- A. Salvageable Materials: Unless otherwise indicated, excess masonry materials are Contractor's property.
- B. Masonry Waste: Remove masonry waste and legally dispose of off Owner's property.

END OF SECTION 040120.63

SECTION 040140.61 - STONE REPAIR

PART 1 - GENERAL

1.1 RELATED DOCUMENTS

- A. Drawings and general provisions of the Contract, including General and Supplementary Conditions and Division 01 Specification Sections, apply to this Section.

1.2 SUMMARY

- A. Section Includes:
 - 1. Repair and restoration of brownstone.
- B. Section Does Not Include:
 - 1. Replacement of partial or full stone units.

1.3 DEFINITIONS

- A. Low-Pressure Spray: 100 to 400 psi; 4 to 6 gpm.
- B. Rift: The most pronounced direction of splitting or cleavage of a stone.
- C. Stone Terminology: ASTM C 119.

1.4 ACTION SUBMITTALS

- A. Product Data: For each type of product.
 - 1. Include construction details, material descriptions, dimensions of individual components and profiles, and finishes.
 - 2. Include recommendations for product application and use. Include test data substantiating that products comply with requirements.
- B. Samples for Verification: For the following:
 - 1. Each type of patching compound in form of briquettes, at least 3 inches long by 1-1/2 inches wide. Document each Sample with manufacturer and stock number or other information necessary to order additional material.

1.5 QUALITY ASSURANCE

- A. Stone Repair Specialist Qualifications: Engage an experienced stone repair firm to perform work of this Section. Firm shall have completed work similar in material, design, and extent to that indicated for this Project with a record of successful in-service performance. Experience in only installing standard unit masonry or new stone masonry is insufficient experience for stone repair work.

- B. Mockups: Prepare mockups of stone repair to demonstrate aesthetic effects and to set quality standards for materials and execution and for fabrication and installation.
1. Stone Repair: Prepare sample areas for each type of stone indicated to have repair work performed. If not otherwise indicated, size each mockup not smaller than two adjacent whole units or approximately 48 inches in least dimension. Construct sample areas in locations in existing walls where directed by Architect unless otherwise indicated. Demonstrate quality of materials, workmanship, and blending with existing work. Include the following as a minimum:
 - a. Crack Injection: Apply crack injection in two separate areas, each approximately 18 inches long or as directed.
 - b. Patching: Three small holes at least 1 inch in diameter.
 2. Approval of mockups does not constitute approval of deviations from the Contract Documents contained in mockups unless Architect specifically approves such deviations in writing.
 3. Subject to compliance with requirements, approved mockups may become part of the completed Work if undisturbed at time of Substantial Completion.

1.6 DELIVERY, STORAGE AND HANDLING

- A. Deliver packaged materials to Project site in manufacturer's original and unopened containers, labeled with manufacturer's name and type of products.
- B. Store cementitious materials on elevated platforms, under cover, and in a dry location. Do not use cementitious materials that have become damp.
- C. Store hydrated lime in manufacturer's original and unopened containers. Discard lime if containers have been damaged or have been opened for more than two days.
- D. Store sand where grading and other required characteristics can be maintained and contamination avoided.

1.7 FIELD CONDITIONS

- A. Weather Limitations: Proceed with installation only when existing and forecasted weather conditions permit stone repair work to be performed according to product manufacturers' written instructions and specified requirements.
- B. Temperature Limits, General: Repair stone units only when air temperature is between 40 and 90 deg F and is predicted to remain so for at least seven days after completion of the Work unless otherwise indicated.
- C. Cold-Weather Requirements: Comply with the following procedures for stone repair unless otherwise indicated:
 1. When air temperature is below 40 deg F, heat mortar ingredients, repair materials, and existing stone to produce temperatures between 40 and 120 deg F.
 2. When mean daily air temperature is below 40 deg F, provide enclosure and heat to maintain temperatures above 32 deg F within the enclosure for seven days after repair.
- D. Hot-Weather Requirements: Protect stone repairs when temperature and humidity conditions produce excessive evaporation of water from mortar and patching materials. Provide artificial shade and wind breaks, and use cooled materials as required to minimize evaporation. Do not apply mortar to substrates with temperatures of 90 deg F and above unless otherwise indicated.

- E. For manufactured repair materials, perform work within the environmental limits set by each manufacturer.

PART 2 - PRODUCTS

2.1 MANUFACTURERS

- A. Acceptable Product Manufacturer: Subject to compliance with specifications, provide stone repair and restoration products manufactured by the following or approved equal:

- 1. Cathedral Stone Products, Inc.

2.2 MORTAR MATERIALS

- A. Portland Cement: ASTM C 150/C 150M, Type I or Type II, except Type III may be used for cold-weather construction; white where required for color matching of mortar.

- 1. Provide cement containing not more than 0.60 percent total alkali when tested according to ASTM C 114.

- B. Hydrated Lime: ASTM C 207, Type S.

- C. Mortar Sand: ASTM C 144.

- 1. Exposed Mortar: Match size, texture, and gradation of existing mortar sand as closely as possible. Blend several sands if necessary to achieve suitable match.
- 2. Colored Mortar: Natural sand or ground marble, granite, or other sound stone of color necessary to produce required mortar color.

- D. Mortar Pigments: ASTM C 979, compounded for use in mortar mixes, and having a record of satisfactory performance in stone mortars.

- E. Water: Potable.

2.3 MANUFACTURED REPAIR MATERIALS

- A. Stone Patching Compound: Factory-mixed cementitious product that is custom manufactured for patching stone.

- 1. Use formulation that is vapor and water permeable (equal to or more than the stone), exhibits low shrinkage, has lower modulus of elasticity than stone units being repaired, and develops high bond strength to all types of stone.
- 2. Use formulation having working qualities and retardation control to permit forming and sculpturing where necessary.
- 3. Formulate patching compound in colors, textures, and grain to match stone being patched. Provide sufficient number of colors to enable matching of each piece of stone.

- B. Cementitious Crack Filler: Ultrafine superplasticized grout that can be injected into cracks, is suitable for application to wet or dry cracks, exhibits low shrinkage, and develops high bond strength to all types of stone.

- C. Stone-to-Stone Adhesive: Two-part polyester or epoxy-resin stone adhesive with a 15- to 45-minute cure at 70 deg F, recommended in writing by adhesive manufacturer for type of stone repair indicated, and matching stone color.

2.4 ACCESSORY MATERIALS

- A. Stone Repair Anchors and Pins: Mechanical fasteners and pins of Type 304 stainless steel; designed for stone stabilization and pinning stone pieces; matching shape and size of existing anchors unless otherwise indicated.
- B. Masking Tape: Nonstaining, nonabsorbent material; compatible with mortar, joint primers, sealants, and surfaces adjacent to joints; and that easily comes off entirely, including adhesive.

PART 3 - EXECUTION

3.1 PROTECTION

- A. Prevent mortar from staining face of surrounding stone and other surfaces.
 - 1. Cover sills, ledges, and other projecting items to protect them from mortar droppings.
 - 2. Keep wall area wet below rebuilding and repair work to discourage mortar from adhering.
 - 3. Immediately remove mortar splatters in contact with exposed stone and other surfaces.
- B. Remove downspouts and associated hardware adjacent to stone and store during stone repair. Reinstall when repairs are complete.

3.2 STONE REPAIR, GENERAL

- A. Appearance Standard: Repaired surfaces are to have a uniform appearance as viewed from 20 feet away by Architect.

3.3 STONE-FRAGMENT REPAIR

- A. Carefully remove cracked or fallen stone fragment indicated to be repaired. Reuse only stone fragment that is in sound condition.
- B. Remove soil, loose particles, mortar, and other debris or foreign material from fragment surfaces to be bonded and from parent stone where fragment had broken off, by cleaning with stiff-fiber brush.
- C. Pinning: Before applying adhesive, prepare for mechanical anchorage consisting of 1/4-inch-diameter, plain stainless-steel pins set into 1/4-inch-diameter holes drilled at a 45-degree downward angle through face of fragment and into parent stone. Center and space pins between 3 and 5 inches apart and at least 2 inches from any edge. Insert pins at least 2 inches into parent stone and 2 inches into fragment with end countersunk at least 3/4 inch from exposed face of fragment.
- D. Apply stone-to-stone adhesive according to adhesive manufacturer's written instructions. Coat bonding surfaces of fragment and parent stone, completely filling all crevices and voids.

- E. Fit stone fragment onto parent stone while adhesive is still tacky and hold fragment securely in place until adhesive has cured. Use shims, clamps, wedges, or other devices as necessary to align face of fragment with face of parent stone.
- F. Clean adhesive residue from exposed surfaces and patch chipped areas and exposed drill holes as specified in "Stone Patching" Article.

3.4 CRACK INJECTION

- A. General: Comply with cementitious crack-filler manufacturer's written instructions.
- B. Drill 1/4-inch-diameter injection holes as follows:
 - 1. Transverse Cracks Less Than 3/8 inch Wide: Drill holes through center of crack at 12 to 18 inches o.c.
 - 2. Transverse Cracks More Than 3/8 inch Wide: Drill holes through center of crack at 18 to 36 inches o.c.
 - 3. Delaminations: Drill holes at approximately 18 inches o.c. both vertically and horizontally.
 - 4. Drill holes 2 inches deep.
- C. Clean out drill holes and cracks with compressed air and water. Remove dirt and organic matter, loose material, sealants, and failed crack repair materials.
- D. Place plastic injection ports in drilled holes and seal face of cracks between injection ports with clay or other nonstaining, removable plugging material. Leave openings at upper ends of cracks for air release.
- E. Inject cementitious crack filler through ports sequentially, beginning at one end of area and working to opposite end; where possible, begin at lower end of injection area and work upward. Inject filler until it extrudes from adjacent ports. After port has been injected, plug with clay or other suitable material and begin injecting filler at adjacent port, repeating process until all ports have been injected.
- F. Clean cementitious crack filler from face of stone before it sets by scrubbing with water.
- G. After cementitious crack filler has set, remove injection ports, plugging material, and excess filler. Patch injection holes and surface of cracks as specified in "Stone Patching" Article.

3.5 STONE PATCHING

- A. Patch the following stone units unless another type of repair or replacement is indicated:
 - 1. Units indicated to be patched.
 - 2. Units with holes.
 - 3. Units with chipped edges or corners. Patch chipped edges or corners measuring more than 3/4 inch in least dimension.
 - 4. Units with small areas of deep deterioration. Patch deep deteriorations measuring more than 3/4 inch in least dimension and more than 1/4 inch deep.
- B. Remove and replace existing patches.
- C. Remove deteriorated material and remove adjacent material that has begun to deteriorate. Carefully remove additional material so patch does not have feathered edges but has square or slightly undercut edges on area

to be patched and is at least 1/4 inch thick, but not less than recommended in writing by patching compound manufacturer.

- D. Mask adjacent mortar joint or rake out for repointing if patch extends to edge of stone unit.
- E. Mix patching compound in individual batches to match each stone unit being patched. Combine one or more colors of patching compound, as needed, to produce exact match.
- F. Brush-coat stone surfaces with slurry coat of patching compound according to manufacturer's written instructions.
- G. Place patching compound in layers as recommended in writing by patching compound manufacturer, but not less than 1/4 inch or more than 2 inches thick. Roughen surface of each layer to provide a key for next layer.
 - 1. Simple Details: Trowel, scrape, or carve surface of patch to match texture and surrounding surface plane or contour of the stone. Shape and finish surface before or after curing, as determined by testing, to best match existing stone.
- H. Keep each layer damp for 72 hours or until patching compound has set.
- I. Remove and replace patches with hairline cracks or that show separation from stone at edges, and those that do not match adjoining stone in color or texture.

3.6 FINAL CLEANING

- A. After mortar has fully hardened, thoroughly clean exposed stone surfaces of excess mortar and foreign matter; use wood scrapers, stiff-nylon or -fiber brushes, and clean water, applied by low-pressure spray.
 - 1. Do not use metal scrapers or brushes.
 - 2. Do not use acidic or alkaline cleaners.
- B. Clean adjacent nonstone surfaces. Use detergent and soft brushes or cloths.
- C. Clean mortar and debris from roof; remove debris from all adjacent effected gutters and downspouts.
- D. Remove masking materials, leaving no residues that could trap dirt.

3.7 STONE WASTE DISPOSAL

- A. Stone Waste: Remove stone waste and legally dispose of off Owner's property.

END OF SECTION 040140.61

SECTION 050170 - MAINTENANCE OF DECORATIVE METAL

PART 1 - GENERAL

1.1 RELATED DOCUMENTS

- A. Drawings and general provisions of the Contract, including General and Supplementary Conditions and Division 01 Specification Sections, apply to this Section.

1.2 SUMMARY

- A. Section Includes:

1. Removing coatings and corrosion.
2. Replacing damaged and missing elements with new metal elements.
3. Dismantling and removing metal for off-site repair and refinishing.
4. Reinstalling repaired metal.
5. Cleaning of metal.

- B. Related Requirements:

1. Division 01 Section "Historic Treatment Procedures".
2. Division 09 Section "Painting" for metal paint removal and prepping procedures.

1.3 ACTION SUBMITTALS

- A. Product Data: For each type of product, including recommendations for application and use.
- B. Conservation Plan: Include protection of surrounding materials on the building and Project site during operations. Describe in detail the materials, methods, equipment, and sequence of operations to be used for each phase of the historic treatment work

1.4 DELIVERY, STORAGE, AND HANDLING

- A. Store decorative metal in a well-ventilated area, away from uncured concrete and masonry, and protected from weather, moisture, soiling, abrasion, extreme temperatures, and humidity.
- B. Items Designated for Removal and Reinstallation: Pack, handle, and ship ornamental units and accessories that are indicated for removal and reinstallation. Pack in suitable packs or in heavy-duty cartons. Store items in dry storage facility until ready for treatment and reinstallation.
- C. Replacement Items for Installation: Pack, handle, and ship replacement ornamental units and accessories packed in suitable packs or in heavy-duty cartons.
- D. Deliver other materials, including repair, cleaning, and finishing materials, to Project site in manufacturers' original and unopened containers, labeled with description of contents and names of manufacturers.
- E. Comply with manufacturer's written instructions for minimum and maximum temperature requirements for storage of patching and cleaning materials.

1.5 SEQUENCING AND SCHEDULING

- A. Order replacement materials required to duplicate existing materials at the earliest possible date, to avoid delaying the work.
- B. Perform historic treatment of ornamental metal work in the following sequence.
 - 1. Stabilize existing deteriorating ornamental metal. Provide temporary protection for items to be repaired at a later date during construction.
 - 2. Clean ornamental metal surfaces.
 - 3. Remove deteriorated paint.
 - 4. Remove or treat corrosion.
 - 5. Repair existing ornamental metal, including patching, splicing, and reinforcing. Retain as much original material as possible.
 - 6. Replace existing ornamental metal with new materials.

PART 2 - PRODUCTS

2.1 METAL MATERIALS

- A. Metals: Provide ornamental metalwork composed of metals of the forms and types that comply with requirements of referenced standards and which match existing metals for alloy and finish. Exposed-to view surfaces exhibiting imperfections that are not consistent with the original materials are not acceptable.
- B. Steel: Provide steel in form indicated to comply with the following requirements:
 - 1. Steel Plate, Shapes, and Bars: ASTM A 36.
- C. Wrought Iron (Mild Steel): ASTM A 29, Grade 1010

2.2 MISCELLANEOUS MATERIALS

- A. Welding Electrodes and Filler Metal: Type and alloy of filler metal and electrodes as recommended by producer of metal to be welded or filled, complying with applicable AWS specifications, and as required for color match, strength, and compatibility in fabricated items.
 - 1. Filler metal shall match as closely as possible existing metal to be filled.
- B. Fasteners: Use fasteners of same basic metal as fastened metal, unless otherwise indicated. Do not use metals that are corrosive or incompatible with materials joined.
 - 1. Provide fasteners to match existing fasteners, in material and type of fastener.
 - 2. Provide concealed fasteners for interconnecting ornamental metal components and for attaching them to other work

2.3 FABRICATION, GENERAL

- A. Form ornamental metal to match existing shapes and sizes, with true curves, lines, and angles. Provide components in sizes and profiles indicated to match existing ornamental metal.
- B. Provide rebates, lugs, and brackets necessary to assemble units and to attach to existing work. Drill and tap for required fasteners. Use concealed fasteners where possible; use exposed fasteners to match existing work.

- C. Comply with AWS for recommended practices in welding and brazing. Provide welds and brazes behind finished surfaces without distorting or discoloring exposed side. Clean exposed welded and brazed joints of flux, and dress exposed and contact surfaces.
- D. Mill joints to a tight, hairline fit. Cope or miter corner joints.
- E. Provide castings that are sound and free of warp, cracks, blowholes, or other defects that impair strength or appearance. Grind, wire brush, sandblast, and buff castings to remove seams, gate marks, casting flash, and other casting marks.
- F. Finish exposed surfaces to smooth, sharp, well-defined lines and as required to match existing work.

PART 3 - EXECUTION

3.1 HISTORIC TREATMENT PROCEDURES, GENERAL

- A. General: Treatment of historic items shall be based on minimal disturbance.
- B. Stabilize existing ornamental metal to reestablish weather resistance and structural integrity while maintaining the existing form of each item of ornamental metal.
 - 1. Stop the progress of deterioration and corrosion by removing deteriorated coatings and corrosion and reapplication of protective coatings.
- C. Repair items where stabilization is not sufficient to stop progress of deterioration. Repair items in place and retain as much original material as possible.
 - 1. Patching, repairs, replacements, and additions to existing materials shall be reversible whenever possible.
 - 2. Install temporary protective measures to stabilize existing ornamental metal that is scheduled to be completed later.
- D. Duplication and replacement of historic items shall be used only where indicated or scheduled.

3.2 CORROSION

- A. Remove and stabilize existing deteriorating corrosion. Use mechanical methods including scraping, wire brushing, or sanding. Use manual methods, including hand power tools, for corrosion removal.
 - 1. Chemical Removal of Corrosion: Apply chemical corrosion remover where corroded spots are not accessible to mechanical methods.
 - 2. Reapply Protective Coatings. Reapply protective coatings to prepared ornamental metal in compliance with manufacturer's recommendations.

3.3 REPAIR ORNAMENTAL METAL ITEMS

- A. Match existing materials and features and repair existing work in place, retaining as much original material as possible to complete the repair.
 - 1. Unless otherwise indicated, repair ornamental metals by patching, piecing-in, splicing, or otherwise reinforcing metals with new metal to match existing metal.
 - 2. Where indicated, repair ornamental metal by limited replacement in kind.

- B. Control of Corrosion: Prevent galvanic action and other forms of corrosion by insulating metals and other materials from direct contact with incompatible materials.
 - 1. Coat concealed surfaces of aluminum that will be in contact with grout, concrete, masonry, wood, or dissimilar metals, with a heavy coat of bituminous paint.
- C. Replace: Where indicated, duplicate and replace items with new material in kind.
 - 1. Replace heavily deteriorated or missing parts or features of ornamental metal with compatible materials, using surviving prototypes to create patterns or molds for duplicate replacements.

3.4 CLEANING AND PROTECTION

- A. Use only those cleaning methods indicated for each type of ornamental metal.
 - 1. Use natural-fiber brushes only.
 - 2. For chemical cleaner application recommended by manufacturer.
- B. Perform each cleaning method indicated in a manner that results in uniform coverage of all surfaces including corners, moldings, and interstices, and that produces an even effect without streaking or damaging ornamental metal surfaces.

3.5 REMOVAL, REPAIR, AND REINSTALLATION

- A. Removal, General: Carefully detach items indicated to be removed from existing construction.
 - 1. Tag and record location of each item removed and indicated to be salvaged or reinstalled.
 - 2. Store ornamental metal indicated to be salvaged or reinstalled in a secure location.
- B. Items Indicated "Remove and Reinstall": Carefully remove, repair, and clean items for reuse as indicated, and reinstall where indicated.

END OF SECTION 050170

SECTION 062013 - EXTERIOR FINISH CARPENTRY

PART 1 - GENERAL

1.1 RELATED DOCUMENTS

- A. Drawings and general provisions of the Contract, including General and Supplementary Conditions and Division 01 Specification Sections, apply to this Section.

1.2 SUMMARY

- A. Section Includes:

- 1. Exterior wood trim and fascia.

- B. Related Requirements:

- 1. Division 09 Section "Painting" for priming and painting of exterior finish carpentry.
- 2. Division 09 Section "Maintenance of Painting and Coating" for re-painting requirements for historic window repair.

1.3 QUALITY ASSURANCE

- A. Testing Agency Qualifications: For testing agency providing classification marking for fire-retardant-treated material, an inspection agency acceptable to authorities having jurisdiction that periodically performs inspections to verify that the material bearing the classification marking is representative of the material tested.

1.4 DELIVERY, STORAGE, AND HANDLING

- A. Stack lumber, plywood, and other panels flat with spacers between each bundle to provide air circulation. Protect materials from weather by covering with waterproof sheeting, securely anchored. Provide for air circulation around stacks and under coverings.

1.5 FIELD CONDITIONS

- A. Weather Limitations: Proceed with installation only when existing and forecast weather conditions permit work to be performed and at least one coat of specified finish can be applied without exposure to rain, snow, or dampness.
- B. Do not install finish carpentry materials that are wet, moisture damaged, or mold damaged.
 - 1. Indications that materials are wet or moisture damaged include, but are not limited to, discoloration, sagging, or irregular shape.
 - 2. Indications that materials are mold damaged include, but are not limited to, fuzzy or splotchy surface contamination and discoloration.

1.6 WARRANTY

- A. Manufacturer's Warranty for Columns: Manufacturer agrees to repair or replace columns that fail in materials or workmanship within specified warranty period.

PART 2 - PRODUCTS

2.1 MATERIALS, GENERAL

- A. Lumber: DOC PS 20 and the following grading rules:
 - 1. NeLMA: Northeastern Lumber Manufacturers' Association, "Standard Grading Rules for Northeastern Lumber."
 - 2. NLGA: National Lumber Grades Authority, "Standard Grading Rules for Canadian Lumber."
 - 3. WCLIB: West Coast Lumber Inspection Bureau, Standard No. 17, "Grading Rules for West Coast Lumber."
 - 4. WWPA: Western Wood Products Association, "Western Lumber Grading Rules."
- B. Factory mark each piece of lumber with grade stamp of inspection agency indicating grade, species, moisture content at time of surfacing, and mill.
 - 1. For exposed lumber, mark grade stamp on end or back of each piece, or omit grade stamp and provide certificates of grade compliance issued by inspection agency.

2.2 WOOD-PRESERVATIVE-TREATED MATERIALS

- A. Preservative Treatment by Pressure Process: AWP A U1; Use Category UC3b.
 - 1. Kiln dry lumber and plywood after treatment to a maximum moisture content of 19 and 18 percent respectively.
 - 2. Preservative Chemicals: Acceptable to authorities having jurisdiction and containing no arsenic or chromium.
 - 3. For exposed items indicated to receive transparent finish, do not use chemical formulations that contain colorants or that bleed through or otherwise adversely affect finishes.
 - 4. Do not use material that is warped or does not comply with requirements for untreated material.
 - 5. Application: All exterior lumber.

2.3 EXTERIOR TRIM

- A. Moldings for Opaque-Stained Finish: WMMPA WM 4, P-grade wood moldings. Made from kiln-dried stock to patterns included in WMMPA WM 12.
 - 1. Species: Eastern white, Idaho white, lodgepole, ponderosa, radiata, or sugar pine.
 - 2. Finger Jointing: Not allowed.
 - 3. Factory Priming: Factory coated on faces and edges with exterior primer compatible with topcoats specified.

2.4 MISCELLANEOUS MATERIALS

- A. Fasteners for Exterior Finish Carpentry: Provide nails or screws, in sufficient length to penetrate not less than 1-1/2 inches into wood substrate.
 - 1. For pressure-preservative-treated wood, provide stainless-steel fasteners.
 - 2. For applications not otherwise indicated, provide stainless-steel fasteners.
- B. Sealants: Latex, complying with ASTM C 834 Type OP, Grade NF recommended by sealant manufacturer and manufacturer of substrates for intended application.
 - 1. Manufacturers: Subject to compliance with requirements, available manufacturers offering products that may be incorporated into the Work include, but are not limited to the following:
 - a. "Tremflex" by Tremco
 - b. "Chemcaulk 600" by Bostik, Inc.
 - c. "AC-20 + Silicone" by Pecora Corporation.

2.5 FABRICATION

- A. Back out or kerf backs of standing and running trim wider than 5 inches, except members with ends exposed in finished work.
- B. Ease edges of lumber less than 1 inch in nominal thickness to 1/16-inch radius and edges of lumber 1 inch or more in nominal thickness to 1/8-inch radius.

PART 3 - EXECUTION

3.1 EXAMINATION

- A. Examine substrates, with Installer present, for compliance with requirements for installation tolerances and other conditions affecting performance.
- B. Examine finish carpentry materials before installation. Reject materials that are wet, moisture damaged, and mold damaged.
- C. Proceed with installation only after unsatisfactory conditions have been corrected.

3.2 PREPARATION

- A. Clean substrates of projections and substances detrimental to application.
- B. Prime lumber and moldings to be painted, including both faces and edges, unless factory primed. Cut to required lengths and prime ends. Comply with requirements in Section 099000 "Painting."

3.3 INSTALLATION, GENERAL

- A. Do not use materials that are unsound, warped, improperly treated or finished, inadequately seasoned, or too small to fabricate with proper jointing arrangements.
- B. Install exterior finish carpentry level, plumb, true, and aligned with adjacent materials. Use concealed shims where necessary for alignment.

1. Scribe and cut exterior finish carpentry to fit adjoining work. Refinish and seal cuts as recommended by manufacturer.
2. Install to tolerance of 1/8 inch in 96 inches for level and plumb. Install adjoining exterior finish carpentry with 1/32-inch maximum offset for flush installation and 1/16-inch maximum offset for reveal installation.
3. Coordinate exterior finish carpentry with materials and systems in or adjacent to it. Provide cutouts for mechanical and electrical items that penetrate exterior finish carpentry.

3.4 STANDING AND RUNNING TRIM INSTALLATION

- A. Install flat-grain lumber with bark side exposed to weather.
- B. Install trim with minimum number of joints practical, using full-length pieces from maximum lengths of lumber available. Do not use pieces less than 24 inches long except where necessary.
 1. Use scarf joints for end-to-end joints.
 2. Stagger end joints in adjacent and related members.
- C. Fit exterior joints to exclude water. Cope at returns and miter at corners to produce tight-fitting joints with full-surface contact throughout length of joint. Plane backs of casings to provide uniform thickness across joints, where necessary for alignment.
- D. Where face fastening is unavoidable, countersink fasteners, fill surface flush, and sand unless otherwise indicated.

3.5 ADJUSTING

- A. Replace exterior finish carpentry that is damaged or does not comply with requirements. Exterior finish carpentry may be repaired or refinished if work complies with requirements and shows no evidence of repair or refinishing. Adjust joinery for uniform appearance.

3.6 CLEANING

- A. Clean exterior finish carpentry on exposed and semiexposed surfaces. Touch up factory-applied finishes to restore damaged or soiled areas.

3.7 PROTECTION

- A. Protect installed products from damage from weather and other causes during construction.
- B. Remove and replace finish carpentry materials that are wet, moisture damaged, and mold damaged.
 1. Indications that materials are wet or moisture damaged include, but are not limited to, discoloration, sagging, or irregular shape.
 2. Indications that materials are mold damaged include, but are not limited to, fuzzy or splotchy surface contamination and discoloration.

END OF SECTION 062013

SECTION 062023 - INTERIOR FINISH CARPENTRY

PART 1 - GENERAL

1.1 RELATED DOCUMENTS

- A. Drawings and general provisions of the Contract, including General and Supplementary Conditions and Division 01 Specification Sections, apply to this Section.

1.2 SUMMARY

- A. Section Includes:

- 1. Interior trim.

- B. Related Requirements:

- 1. Division 08 "Wood Windows."
- 2. Division 09 Section "Painting" for priming and painting of interior finish carpentry.
- 3. Division 09 Section "Maintenance of Painting and Coating" for re-painting requirements for historic window repair.

1.3 DELIVERY, STORAGE, AND HANDLING

- A. Deliver interior finish carpentry materials only when environmental conditions meet requirements specified for installation areas. If interior finish carpentry materials must be stored in other than installation areas, store only where environmental conditions meet requirements specified for installation areas.

1.4 FIELD CONDITIONS

- A. Environmental Limitations: Do not deliver or install interior finish carpentry materials until building is enclosed and weatherproof, wet work in space is completed and nominally dry, and HVAC system is operating and maintaining temperature and relative humidity at occupancy levels during the remainder of the construction period.
- B. Do not install finish carpentry materials that are wet, moisture damaged, or mold damaged.
 - 1. Indications that materials are wet or moisture damaged include, but are not limited to, discoloration, sagging, or irregular shape.
 - 2. Indications that materials are mold damaged include, but are not limited to, fuzzy or splotchy surface contamination and discoloration.

PART 2 - PRODUCTS

2.1 MATERIALS, GENERAL

- A. Lumber: DOC PS 20 and the following grading rules:

1. NeLMA: Northeastern Lumber Manufacturers' Association, "Standard Grading Rules for Northeastern Lumber."
2. NHLA: National Hardwood Lumber Association, "Rules for the Measurement and Inspection of Hardwood & Cypress."
3. NLGA: National Lumber Grades Authority, "Standard Grading Rules for Canadian Lumber."
4. SPIB: The Southern Pine Inspection Bureau, "Standard Grading Rules for Southern Pine Lumber."
5. WCLIB: West Coast Lumber Inspection Bureau, Standard No. 17, "Grading Rules for West Coast Lumber."
6. WWPA: Western Wood Products Association, "Western Lumber Grading Rules."

- B. Factory mark each piece of lumber with grade stamp of inspection agency indicating grade, species, moisture content at time of surfacing, and mill.
1. For exposed lumber, mark grade stamp on end or back of each piece, or omit grade stamp and provide certificates of grade compliance issued by inspection agency.

2.2 INTERIOR TRIM

- A. Lumber Trim for Opaque Finish (Painted Finish):

1. Species and Grade: Eastern white, Idaho white, lodgepole, ponderosa, radiata, or sugar pine; Premium or 2 Common (Sterling); NeLMA, NLGA, or WWPA.
2. Maximum Moisture Content: 19 percent.
3. Finger Jointing: Not allowed.
4. Face Surface: Surfaced (smooth).

2.3 MISCELLANEOUS MATERIALS

- A. Fasteners for Interior Finish Carpentry: Nails, screws, and other anchoring devices of type, size, material, and finish required for application indicated to provide secure attachment, concealed where possible.
- B. Multipurpose Construction Adhesive: Formulation complying with ASTM D 3498 that is recommended for indicated use by adhesive manufacturer.

2.4 FABRICATION

- A. Back out or kerf backs of the following members except those with ends exposed in finished work:
1. Interior standing and running trim except shoe and crown molds.
- B. Ease edges of lumber less than 1 inch in nominal thickness to 1/16-inch radius and edges of lumber 1 inch or more in nominal thickness to 1/8-inch radius.

PART 3 - EXECUTION

3.1 EXAMINATION

- A. Examine substrates, with Installer present, for compliance with requirements for installation tolerances and other conditions affecting performance.
- B. Examine finish carpentry materials before installation. Reject materials that are wet, moisture damaged, and mold damaged.

- C. Proceed with installation only after unsatisfactory conditions have been corrected.

3.2 PREPARATION

- A. Clean substrates of projections and substances detrimental to application.
- B. Before installing interior finish carpentry, condition materials to average prevailing humidity in installation areas for a minimum of 24 hours.

3.3 INSTALLATION, GENERAL

- A. Do not use materials that are unsound, warped, improperly treated or finished, inadequately seasoned, too small to fabricate with proper jointing arrangements, or with defective surfaces, sizes, or patterns.
- B. Install interior finish carpentry level, plumb, true, and aligned with adjacent materials. Use concealed shims where necessary for alignment.
 - 1. Scribe and cut interior finish carpentry to fit adjoining work. Refinish and seal cuts as recommended by manufacturer.
 - 2. Where face fastening is unavoidable, countersink fasteners, fill surface flush, and sand unless otherwise indicated.
 - 3. Install to tolerance of 1/8 inch in 96 inches for level and plumb. Install adjoining interior finish carpentry with 1/32-inch maximum offset for flush installation and 1/16-inch maximum offset for reveal installation.
 - 4. Coordinate interior finish carpentry with materials and systems in or adjacent to it. Provide cutouts for mechanical and electrical items that penetrate interior finish carpentry.

3.4 STANDING AND RUNNING TRIM INSTALLATION

- A. Install with minimum number of joints practical, using full-length pieces from maximum lengths of lumber available. Do not use pieces less than 24 inches long, except where necessary. Stagger joints in adjacent and related standing and running trim. Miter at returns, miter at outside corners, and cope at inside corners to produce tight-fitting joints with full-surface contact throughout length of joint. Use scarf joints for end-to-end joints. Plane backs of casings to provide uniform thickness across joints where necessary for alignment.
 - 1. Install without splitting; drill pilot holes before fastening where necessary to prevent splitting. Fasten to prevent movement or warping. Countersink fastener heads on exposed carpentry work and fill holes.

3.5 ADJUSTING

- A. Replace interior finish carpentry that is damaged or does not comply with requirements. Interior finish carpentry may be repaired or refinished if work complies with requirements and shows no evidence of repair or refinishing. Adjust joinery for uniform appearance.

3.6 CLEANING

- A. Clean interior finish carpentry on exposed and semiexposed surfaces. Restore damaged or soiled areas and touch up factory-applied finishes, if any.

3.7 PROTECTION

- A. Protect installed products from damage from weather and other causes during construction.
- B. Remove and replace finish carpentry materials that are wet, moisture damaged, and mold damaged.
 - 1. Indications that materials are wet or moisture damaged include, but are not limited to, discoloration, sagging, or irregular shape.
 - 2. Indications that materials are mold damaged include, but are not limited to, fuzzy or splotchy surface contamination and discoloration.

END OF SECTION 062023

SECTION 080152.93 - HISTORIC TREATMENT OF WOOD WINDOWS

PART 1 - GENERAL

1.1 RELATED DOCUMENTS

- A. Drawings and general provisions of the Contract, including General and Supplementary Conditions and Division 01 Specification Sections, apply to this Section.

1.2 SUMMARY

A. Section Includes:

1. Wood window repair.
2. Reglazing.
3. Window hardware repair, refinishing, and replacement.
4. Providing new storm-window,, units.

B. Related Section:

1. Division 02 Section "Selective Demolition" for specific requirements relating to selectively demolishing construction, including window and trim removal.
2. Division 08 Section "Wood Windows" for replacement wood windows or new replacement sash not included in this Section.
3. Division 09 Section "Maintenance of Painting and Coating" for window painting.

1.3 DEFINITIONS

- A. Wood Window Component Terminology: As identified in AWI's "Architectural Woodwork Quality Standards." Wood window components for historic treatment work include the following classifications:

1. Frame Components: Head, jamb, and sill.
2. Sash Components: Stile and rails, parting bead, stop, and muntins.
3. Exterior Trim: Exterior casing, brick mould, and drip cap.
4. Interior Trim: Casing, stool, and apron.

- B. Replicate: To reproduce in exact detail, materials, and finish unless otherwise indicated.

- C. Glazing: Includes glass, glazing points, glazing tapes, glazing sealants, and glazing compounds.

- D. Window: Includes window frame, sash, storm window, shutters, and louvered blinds unless otherwise indicated by the context.

1.4 ACTION SUBMITTALS

- A. Product Data: For each type of product indicated. Include recommendations for application and use. Include test data substantiating that products comply with requirements.

- B. Shop Drawings: For repair and replacement of historic wood windows and components. Show location and extent of replacement work, with enlarged details of replacement parts indicating materials, profiles, joinery, reinforcing, method of splicing into or attaching to existing wood window, accessory items, and finishes. Include field-verified dimensions and the following:
 - 1. Full-size shapes and profiles with complete dimensions for new wood window components and their jointing, showing relation of existing to new components.
 - 2. Component numbers and corresponding window locations in the building on annotated plans and elevations.

- C. Samples for Verification: For the following items of size indicated below, finished as required for use in the Work:
 - 1. New Units: 12-inch-long, full-size frame sections with applied finish.
 - 2. Replacement Members: 12 inches long for each replacement member; including parts of frame, sash, exterior trim, and interior trim.
 - a. Architect reserves the right to require additional Samples of replacement members that show fabrication techniques, materials, and finishes.
 - 3. Repaired and Refinished Wood Window Members: Prepare Samples using existing wood window members removed from site, repaired, and refinished.
 - 4. Hardware: Full-size units with factory-applied finishes.
 - 5. Weather Stripping: 12-inch-long sections.

1.5 QUALITY ASSURANCE

- A. Historic Treatment Specialist Qualifications: A qualified historic wood window specialist.
- B. AWI Quality Standard: Comply with applicable requirements in AWI's "Architectural Woodwork Quality Standards" for construction, finishes, grades of wood windows, and other requirements.

1.6 PROJECT CONDITIONS

- A. Weather Limitations: Proceed with historic treatment of wood windows only when existing and forecasted weather conditions are within the environmental limits set by each manufacturer's written instructions and specified requirements.
- B. Concealed and undocumented historic items, relics, and similar objects encountered during historic treatment remain Owner's property. Carefully dismantle and salvage each item or object.

1.7 SEQUENCING AND SCHEDULING

- A. Perform historic treatment of wood windows in the following sequence:
 - 1. Stamp each window frame with permanent opening-identification number in inconspicuous location.
 - 2. Tag existing window sash with opening-identification numbers and remove for on-site or off-site shop repair. Indicate on tags the locations on window of these components such as top sash, bottom sash, left shutter, and right shutter.
 - 3. Allow installation of temporary protection and security at window openings according to Division 01 Section "Temporary Facilities and Controls."

4. Remove window, dismantle hardware, and tag hardware with window opening-identification numbers.
5. In the shop, stamp each sash, storm window, shutter, and louvered blind unit with permanent opening-identification number in inconspicuous location and remove site-applied tags.
6. Sort units by condition, separating those that need extensive repair.
7. Clean surfaces.
8. General Wood-Repair Sequence:
 - a. Remove paint to bare wood according to Division 09 Section "Maintenance of Painting and Coating."
 - b. Rack frames slightly; inject adhesive into mortise and tenon joints.
 - c. If thicker than original glass is required, rout muntins to required rebate size.
 - d. Repair wood by consolidation, member replacement, partial member replacement, and patching.
 - e. Sand, prime, fill, sand again, and prime surfaces again for refinishing according to Division 09 Section "Maintenance of Painting and Coating."
9. Repair, refinish, and replace hardware if required. Reinstall essential operating hardware.
10. Install glazing.
11. Allow removal of temporary protection and security at window openings according to Division 01 Section "Temporary Facilities and Controls."
12. Reinstall units.
13. Apply finish coats according to Division 09 Section "Maintenance of Painting and Coating."
14. Install remaining hardware and weather stripping.

PART 2 - PRODUCTS

2.1 REPLACEMENT WOOD MATERIALS

- A. Wood: Clear fine-grained lumber; kiln dried to a moisture content of 6 to 12 percent at time of fabrication; free of visible finger joints, blue stain, knots, pitch pockets, and surface checks larger than 1/32 inch deep by 2 inches wide.
 1. Species: Match species of each existing type of wood product.

2.2 WOOD REPAIR MATERIALS

- A. Wood Consolidant: Ready-to-use product designed to penetrate, consolidate, and strengthen soft fibers of wood materials that have deteriorated due to weathering and decay and designed specifically to enhance the bond of wood-patching compound to existing wood.
- B. Wood-Patching Compound: Two-part epoxy-resin wood-patching compound; knife-grade formulation as recommended by manufacturer for type of wood repair indicated, tooling time required for the detail of work, and site conditions. Compound shall be designed for filling voids in damaged wood materials that have deteriorated due to weathering and decay. Compound shall be capable of filling deep holes and spreading to feather edge.

2.3 GLAZING MATERIALS

- A. Glass and Glazing Materials: See Division 08 Section "Glazing."
- B. Glazing Systems:

1. Single Glass Units: Primer as recommended by glazing material manufacturer, with oil-based glazing putty or glazing compound and glazing points, tape glazing, or sealant glazing according to Section 088000 "Glazing."

2.4 WINDOW HARDWARE

- A. General: Provide complete sets of window hardware consisting of sash balances, hinges, pulls, latches, and accessories indicated for each window or required for proper operation. Window hardware shall smoothly operate, tightly close, and securely lock wood windows and be sized to accommodate sash or ventilator weight and dimensions.
- B. Material and Design:
 1. Material and Design: To match existing.
 2. Weight and Pulley Sash-Balance: Concealed weight and pulley balance system including steel or cast iron weights, cast-bronze pulleys, synthetic sash cord or sash chain; size and capacity to hold sash stationary at any open position.
 3. Replacement Window Hardware: Match existing window hardware of the following types:
 - a. Window lock.
- C. Window Hardware Finishes: Comply with BHMA A156.18 for base material and finish requirements indicated by the following:
 1. Oil-Rubbed Bronze.

2.5 STORM WINDOWS

- A. General: Custom fabricated, tight fitting, removable, and with operating and latching hardware.
 1. Fabricate storm windows for installation on inside of primary window.
 2. Fabricate storm window frame and sash so as not to be visible from the exterior.
 3. Make storm windows removable for cleaning and storage.
- B. Wood Storm Windows: Fabricated according to AWI Section 1000 requirements for Custom Grade.
 1. Joint Construction: Mortise and tenon joints.
 2. Wood Species: Match wood species of exterior trim and frame parts.
 3. Wood Storm-Window Members: As shown.
 4. Hardware: As required to secure storm window to window frames.
 5. Glazing Material: Uncoated clear float glass.

2.6 WEATHER STRIPPING

- A. Weather Stripping: Provide full-perimeter weather stripping for each operable sash.

2.7 MISCELLANEOUS MATERIALS

- A. Borate Preservative Treatment: Inorganic, borate-based solution, with disodium octaborate tetrahydrate as the primary ingredient; manufactured for preserving weathered and decayed wood from further damage by decay fungi and wood-boring insects; complying with AWWA P5; containing no boric acid.

- B. Cleaning Materials:
 - 1. Detergent Solution: Solution prepared by mixing 2 cups of tetrasodium polyphosphate, 1/2 cup of laundry detergent that contains no ammonia, 5 quarts of 5 percent sodium hypochlorite bleach, and 15 quarts of warm water for each 5 gal. of solution required.
 - 2. Mildewcide: Provide commercial proprietary mildewcide or a solution prepared by mixing 1/3 cup of household detergent that contains no ammonia, 1 quart of 5 percent sodium hypochlorite bleach, and 3 quarts of warm water.
- C. Adhesives: Wood adhesives for exterior exposure, with minimum 15- to 45-minute cure at 70 deg F, in gunnable and liquid formulations as recommended by adhesive manufacturer for each type of repair.
- D. Fasteners: Fasteners of same basic metal as fastened metal unless otherwise indicated. Use metals that are noncorrosive and compatible with each material joined.
 - 1. Match existing fasteners in material and type of fastener unless otherwise indicated.
 - 2. Use concealed fasteners for interconnecting wood components.
 - 3. Use concealed fasteners for attaching items to other work unless exposed fasteners are unavoidable or the existing fastening method.
 - 4. For exposed fasteners, use Phillips-type machine screws of head profile flush with metal surface unless otherwise indicated.
 - 5. Finish exposed fasteners to match finish of metal fastened unless otherwise indicated.
- E. Anchors, Clips, and Accessories: Fabricate anchors, clips, and window accessories of aluminum, nonmagnetic stainless steel, or hot-dip zinc-coated steel complying with requirements in ASTM B 633 for SC 3 (Severe) service condition.

PART 3 - EXECUTION

3.1 HISTORIC TREATMENT SPECIALIST

- A. Historic Treatment Specialist Firms: Subject to compliance with requirements, have historic treatment for wood windows.

3.2 PREPARATION

- A. Protect adjacent materials from damage by historic treatment of wood windows.
- B. Clean existing wood windows of mildew, algae, moss, plant material, loose paint, grease, dirt, and other debris by scrubbing with bristle brush or sponge and detergent solution. Scrub mildewed areas with mildewcide. After cleaning, rinse thoroughly with fresh water. Allow to dry before repairing or painting.
- C. Condition replacement wood members and replacement windows to prevailing conditions at installation areas before installing.

3.3 HISTORIC TREATMENT PROCEDURES, GENERAL

- A. General: Have historic treatment of wood windows directed by a qualified historic treatment specialist. Ensure that historic treatment specialist's field supervisors are present when historic treatment of wood windows begins and during its progress. In treating historic items, disturb them as minimally as possible and as follows:

1. Follow the historic treatment sequence in "Sequencing and Scheduling" Article.
 2. Apply each product according to manufacturer's written instructions unless otherwise indicated.
 3. Stabilize and repair wood windows to reestablish structural integrity and weather resistance while maintaining the existing form of each item.
 4. Stop the progress of deterioration by removing coatings and applying borate preservative treatment before repair.
 5. Repair items in place where possible and retain as much original material as possible.
 6. Replace or reproduce historic items where indicated or scheduled.
 7. Make historic treatment of materials reversible whenever possible.
 8. Install temporary protective measures to protect wood window work that is indicated to be completed later.
- B. Mechanical Abrasion: Where mechanical abrasion is needed for the work, use only the gentlest mechanical methods, such as scraping and natural-fiber bristle brushing, that will not abrade wood substrate, reducing clarity of detail. Do not use abrasive methods such as sanding, wire brushing, or power tools except as indicated as part of the historic treatment program and as approved by Architect.
- C. Repair and Refinish Existing Hardware: Dismantle window hardware; repair and refinish it to match finish samples.
- D. Repair Wood Windows: Match existing materials and features, retaining as much original material as possible to perform repairs.
1. Unless otherwise indicated, repair wood windows by consolidating, patching, splicing, or otherwise reinforcing wood with new wood matching existing wood or with salvaged, sound, original wood.
 2. Where indicated, repair wood windows by limited replacement matching existing material.
- E. Replace Wood Window Units: Where indicated, duplicate and replace units with salvaged, sound, original wood or with new wood matching existing wood. Use surviving prototypes to create patterns for duplicate replacements.
1. Compatible substitute materials may be used.
- F. Protection of Openings: Where sash or windows are indicated for removal, cover resultant openings with temporary enclosures so that openings are weathertight during repair period.
- G. Identify removed windows, sash, and members with numbering system corresponding to window locations to ensure reinstallation in same location. Key windows, sash, and members to Drawings showing location of each removed unit. Permanently stamp units in a location that will be concealed after reinstallation.
- 3.4 GLAZING
- A. Remove cracked and damaged glass, plexiglass and glazing materials from openings and prepare surfaces for reglazing.
- B. Install new glass with indicated glazing system and according to Section 088000 "Glazing."
- C. Disposal of Removed Glass: Remove from Owner's property and legally dispose of it unless indicated to be reinstalled.

3.5 WOOD WINDOW PATCH-TYPE REPAIR

- A. General: Patch wood members that are damaged and exhibit depressions, holes, or similar voids, and that have limited rotted or decayed wood.
 - 1. Remove sash from windows before performing patch-type repairs at meeting or sliding surfaces unless otherwise indicated. Reglaze units prior to reinstallation.
 - 2. Verify that surfaces are sufficiently clean and free of paint residue prior to patching.
 - 3. Treat wood members with wood consolidant prior to application of patching compound. Coat wood surfaces by brushing, applying multiple coats until wood is saturated and refuses to absorb more. Allow treatment to harden before filling void with patching compound.
- B. Apply borate preservative treatment to accessible surfaces either before applying wood consolidant. Apply treatment liberally by brush to joints, edges, and ends; top, sides, and bottom.
- C. Apply wood-patching compound to fill depressions, nicks, cracks, and other voids created by removed or missing wood.
 - 1. Prime patch area with application of wood consolidant or manufacturer's recommended primer.
 - 2. Mix only as much patching compound as can be applied according to manufacturer's written instructions.
 - 3. Apply patching compound in layers as recommended by manufacturer until the void is completely filled.
 - 4. Finish patch surface to match contour of adjacent wood member. Sand patching compound smooth and flush, matching contour of existing wood member.
 - 5. Clean spilled compound from adjacent materials immediately.

3.6 WOOD WINDOW MEMBER-REPLACEMENT REPAIR

- A. General: Replace parts of or entire wood window members at locations indicated on Drawings and where damage is too extensive to patch.
 - 1. Remove sash from windows before performing member-replacement repairs unless otherwise indicated.
 - 2. Verify that surfaces are sufficiently clean and free of paint residue prior to repair.
 - 3. Remove broken, rotted, and decayed wood down to sound wood.
 - 4. Custom fabricate new wood to replace missing wood; either replace entire wood member or splice new wood part into existing member. Fabricate replacement members according to AWI Section 1000 requirements for Custom Grade.
 - 5. Secure new wood using finger joints or multiple dowels with adhesive and nailing to ensure maximum structural integrity at each splice. Use only concealed fasteners. Fill nail holes and patch surface to match surrounding wood.
- B. Apply borate preservative treatment to accessible surfaces after replacements are made. Apply treatment liberally by brush to joints, edges, and ends; top, sides, and bottom.
- C. Repair remaining depressions, holes, or similar voids with patch-type repairs.
- D. Clean spilled materials from adjacent surfaces immediately.
- E. Glazing: Reglaze units prior to reinstallation.
 - 1. Mill new and existing glazed members to accommodate new glass thickness.

2. Provide replacement glazing stops coordinated with glazing system indicated.
3. Provide glazing stops to match contour of sash frames.

F. Reinstall units removed for repair into original openings.

G. Weather Stripping: Replace nonfunctioning and install missing weather stripping to ensure full-perimeter weather stripping for each operable sash.

3.7 STORM WINDOW INSTALLATION

A. Install wood storm windows at each window jamb.

B. Install units by mounting to window frames as indicated on Drawings and according to manufacturer's written instructions.

3.8 ADJUSTMENT

A. Adjust existing and replacement operating sash, screens, hardware, weather stripping, and accessories for a tight fit at contact points and weather stripping for smooth operation and weathertight closure. Lubricate hardware and moving parts.

3.9 CLEANING AND PROTECTION

A. Protect window surfaces from contact with contaminating substances resulting from construction operations. Monitor window surfaces adjacent to and below exterior concrete and masonry during construction for presence of dirt, scum, alkaline deposits, stains, or other contaminants. If contaminating substances contact window surfaces, remove contaminants immediately according to glass manufacturer's written recommendations.

B. Clean exposed surfaces immediately after historic treatment of wood windows. Avoid damage to coatings and finishes. Remove excess sealants, glazing and patching materials, dirt, and other substances.

C. Remove and replace glass that has been broken, chipped, cracked, abraded, or damaged during construction period.

END OF SECTION 080152.93

SECTION 085200 - WOOD WINDOWS

PART 1 - GENERAL

1.1 RELATED DOCUMENTS

- A. Drawings and general provisions of the Contract, including General and Supplementary Conditions and Division 01 Specification Sections, apply to this Section.

1.2 ACTION SUBMITTALS

- A. Product Data: For each type of product.
 - 1. Include construction details, material descriptions, glazing and fabrication methods, dimensions of individual components and profiles, hardware, and finishes for wood windows.
- B. Shop Drawings: Include plans, elevations, sections, hardware, accessories, insect screens, operational clearances, and details of installation, including anchor, flashing, and sealant installation.
- C. Samples for Verification: For wood windows and components required, prepared on Samples of size indicated below:
 - 1. Exposed Finishes: 2 by 4 inches.
 - 2. Exposed Hardware: Full-size units.

1.3 INFORMATIONAL SUBMITTALS

- A. Sample Warranties: For manufacturer's warranties.

1.4 QUALITY ASSURANCE

- A. Installer Qualifications: An installer acceptable to wood window manufacturer for installation of units required for this Project.

1.5 WARRANTY

- A. Manufacturer's Warranty: Manufacturer agrees to repair or replace wood windows that fail in materials or workmanship within specified warranty period.
 - 1. Failures include, but are not limited to, the following:
 - a. Failure to meet performance requirements.
 - b. Structural failures including excessive deflection, water leakage, and air infiltration.
 - c. Faulty operation of movable sash and hardware.
 - d. Deterioration of materials and finishes beyond normal weathering.
 - e. Failure of insulating glass.

2. Warranty Period:
 - a. Window: 5 years from date of Substantial Completion.
 - b. Hardware and Glazing Units: 10 years from date of Substantial Completion.

PART 2 - PRODUCTS

2.1 MANUFACTURERS

- A. Basis-of-Design for Wood Windows: Subject to compliance with requirements, provide the following Basis of Design product or approved comparable product:
 1. "Wood Double Hung Weight & Chain Windows" by Parrett Windows & Doors
- B. Source Limitations: Obtain wood windows from single source from single manufacturer.

2.2 WINDOW PERFORMANCE REQUIREMENTS

- A. Product Standard: Comply with AAMA/WDMA/CSA 101/I.S.2/A440 for definitions and minimum standards of performance, materials, components, accessories, and fabrication unless more stringent requirements are indicated.
 1. Window Certification: WDMA certified with label attached to each window.
- B. Performance Requirements: AAMA/WDMA 101/I.S. 2-97 Section 2.2.9 Fixed Windows and Section 2.2.4 Hung Windows.
 1. Performance Rating: H-C70
- C. Testing: Test each type and size of required window unit through a recognized Independent Testing Laboratory or Agency, in accordance with ASTM E283 for air infiltration, and with ASTM E331 for water penetration.
 1. Air Infiltration: ASTM E 283-04 at a uniform pressure of 6.24 PSF
 - a. Exterior windows will not exceed 0.10 CFM per lineal foot of sash crack.
 2. Water Resistance: ASTM E 331-00 at a static pressure of 10.00 PSF
 - a. No water leakage.
 3. Uniform Load Deflection Test: ASTM E330-02 at both a positive and a negative load in minimum of 70 PSF
 - a. No glass breakage, permanent damage to fasteners, hardware parts, or damage to make window inoperable or deflection of any unsupported span (meeting rails, muntins, frames, mullions, or other appurtenances) in excess of L/175.
 4. Uniform Structural Load: ASTM E 330-02 at 1.5 x design wind pressure, both positive and negative at 105 PSF
 - a. There shall be no glass breakage, permanent damage to fasteners, hardware parts or any other damage to make the window inoperable.

- b. There shall be no permanent deformation of any main frame or sash member in excess of 2% of its span.

2.3 WOOD WINDOWS

- A. Operating Types: Provide the following operating types in locations indicated on Drawings:
 1. Awning: Project out.
 2. Double hung.
- B. Frames and Sashes: Fine-grained wood lumber complying with AAMA/WDMA/CSA 101/I.S.2/A440; kiln dried to a moisture content of not more than 12 percent at time of fabrication; free of visible finger joints, blue stain, knots, pitch pockets, and surface checks larger than 1/32 inch deep by 2 inches wide; water-repellent preservative treated. Wood frame and sash will be a minimum of 3/4" thick.
 1. Exterior Finish: Prefinished with to meet or exceed the performance requirements of AAMA 605.
 - a. Product: Polyurethane enamel; Sherwin Williams "Polane S+UVR" or approved equal.
 - b. Lumber Species: Pine
 2. Interior Finish: Manufacturer's standard factory-prime coat.
 - a. Product: Sherwin Williams "Ultra" primer or approved equal.
 - b. Lumber Species: Pine
- C. Glass: Clear annealed glass, ASTM C 1036, Type 1, Class 1, q3.
- D. Glazing System: Manufacturer's standard factory-glazing system that produces weathertight seal.
- E. Hardware, General: Provide manufacturer's standard hardware fabricated from aluminum, stainless steel, carbon steel complying with AAMA 907, or other corrosion-resistant material compatible with adjacent materials; designed to smoothly operate, tightly close, and securely lock windows, and sized to accommodate sash weight and dimensions.
 1. Exposed Hardware Color and Finish: Oil-Rubbed Bronze.
- F. Projected Window Hardware:
 1. Hinges: Manufacturer's standard type for sash weight and size indicated.
 2. Single-Handle Locking System: Operates positive-acting arms that pull sash into locked position. Provide one arm on sashes up to 29 inches tall and two arms on taller sashes.
- G. Hung Window Hardware:
 1. Counterbalancing Mechanism: Weight and chain, pulley with two locks and two lifts.
 2. Locks and Latches: Allow unobstructed movement of the sash across adjacent sash in direction indicated and operated from the inside only.
- H. Weather Stripping: Provide full-perimeter weather stripping for each operable sash unless otherwise indicated.
- I. Fasteners: Noncorrosive and compatible with window members, trim, hardware, anchors, and other components.

1. Exposed Fasteners: Do not use exposed fasteners to the greatest extent possible. For application of hardware, use fasteners that match finish hardware being fastened.

2.4 FABRICATION

- A. Fabricate wood windows in sizes indicated. Include a complete system for installing and anchoring windows.
- B. Glaze wood windows in the factory.
- C. Weather strip each operable sash to provide weathertight installation.
- D. Mullions: Provide mullions and cover plates, matching window units, complete with anchors for support to structure and installation of window units. Allow for erection tolerances and provide for movement of window units due to thermal expansion and building deflections. Provide mullions and cover plates capable of withstanding design wind loads of window units.
- E. Complete fabrication, assembly, finishing, hardware application, and other work in the factory to greatest extent possible. Disassemble components only as necessary for shipment and installation. Allow for scribing, trimming, and fitting at Project site.

PART 3 - EXECUTION

3.1 EXAMINATION

- A. Examine openings, substrates, structural support, anchorage, and conditions, with Installer present, for compliance with requirements for installation tolerances and other conditions affecting performance of the Work.
- B. Verify rough opening dimensions, levelness of sill plate, and operational clearances.
- C. Examine wall flashings, vapor retarders, water and weather barriers, and other built-in components to ensure weathertight window installation.
- D. Proceed with installation only after unsatisfactory conditions have been corrected.

3.2 INSTALLATION

- A. Comply with manufacturer's written instructions for installing windows, hardware, accessories, and other components. For installation procedures and requirements not addressed in manufacturer's written instructions, comply with installation requirements in ASTM E 2112.
- B. Install windows level, plumb, square, true to line, without distortion, anchored securely in place to structural support, and in proper relation to wall flashing and other adjacent construction to produce weathertight construction.
 1. Install operating hardware.
 2. Install perimeter sealant to method required to achieve performance criteria.
- C. Install window trim and casings in accordance with AWI Premium Quality Standards and as indicated on the drawings.

1. Carefully scribe work abutting other components, with maximum gaps of 1/32 inch. Do not use additional overlay trim to conceal larger gaps.
2. Install components and trim with fasteners of type and size to suit application.
3. Avoid exposed nailing as far as possible; when necessary to nail, use blind nailing methods and set all nail beads.
4. Install running woodwork in single lengths.
5. Except where pre-finished matching fasteners heads are required, use fine finishing nail for exposed nailing, countersunk and filled flush with finished surface, and matching final finish where transparent is indicated.

3.3 ADJUSTING, CLEANING, AND PROTECTION

- A. Adjust operating sashes and hardware for a tight fit at contact points and weather stripping for smooth operation and weathertight closure.
- B. Clean exposed surfaces immediately after installing windows. Remove excess sealants, glazing materials, dirt, and other substances.
 1. Keep protective films and coverings in place until final cleaning.
- C. Remove and replace sashes if glass has been broken, chipped, cracked, abraded, or damaged during construction period.
- D. Protect window surfaces from contact with contaminating substances resulting from construction operations. If contaminating substances do contact window surfaces, remove contaminants immediately according to manufacturer's written instructions.

END OF SECTION 085200

SECTION 088000 - GLAZING

PART 1 - GENERAL

1.1 SUMMARY

- A. Section includes:
 - 1. Glass for windows.
 - 2. Glazing sealants and accessories.

1.2 COORDINATION

- A. Coordinate glazing channel dimensions to provide necessary bite on glass, minimum edge and face clearances, and adequate sealant thicknesses, with reasonable tolerances.

1.3 ACTION SUBMITTALS

- A. Product Data: For each type of product.

PART 2 - PRODUCTS

2.1 GLASS PRODUCTS, GENERAL

- A. Glazing Publications: Comply with published recommendations of glass product manufacturers and organizations below unless more stringent requirements are indicated. See these publications for glazing terms not otherwise defined in this Section or in referenced standards.
 - 1. GANA Publications: "Glazing Manual."
- B. Thickness: Where glass thickness is indicated, it is a minimum.

2.2 GLASS PRODUCTS

- A. Clear Annealed Float Glass: ASTM C 1036, Type I, Class 1 (clear), Quality-Q3.

2.3 GLAZING SEALANTS

- A. General:
 - 1. Compatibility: Compatible with one another and with other materials they contact, including glass products, seals of insulating-glass units, and glazing channel substrates, under conditions of service and application, as demonstrated by sealant manufacturer based on testing and field experience.
 - 2. Suitability: Comply with sealant and glass manufacturers' written instructions for selecting

glazing sealants suitable for applications indicated and for conditions existing at time of installation.

- B. Glazing Sealant: Neutral-curing silicone glazing sealant complying with ASTM C 920, Type S, Grade NS, Class 50, Use NT.
 - 1. Products: Subject to compliance with requirements, available products that may be incorporated into the Work include, but are not limited to, the following:
 - a. GE Construction Sealants; Momentive Performance Materials Inc.; GE Window & Door Max 1000
 - b. Tremco Incorporated; Trem Glaze SA1100.
 - 2. Applications: Re-glazing windows.

PART 3 - EXECUTION

3.1 GLAZING, GENERAL

- A. Comply with combined written instructions of manufacturers of glass, sealants, gaskets, and other glazing materials, unless more stringent requirements are indicated, including those in referenced glazing publications.
- B. Protect glass edges from damage during handling and installation. Remove damaged glass from Project site and legally dispose of off Project site. Damaged glass includes glass with edge damage or other imperfections that, when installed, could weaken glass, impair performance, or impair appearance.
- C. Apply primers to joint surfaces where required for adhesion of sealants, as determined by preconstruction testing.
- D. Do not exceed edge pressures stipulated by glass manufacturers for installing glass lites.
- E. Provide spacers for glass lites where length plus width is larger than 50 inches.
- F. Provide edge blocking where indicated or needed to prevent glass lites from moving sideways in glazing channel, as recommended in writing by glass manufacturer and according to requirements in referenced glazing publications.

3.2 SEALANT GLAZING (WET)

- A. Install continuous spacers, or spacers combined with cylindrical sealant backing, between glass lites and glazing stops to maintain glass face clearances and to prevent sealant from extruding into glass channel and blocking weep systems until sealants cure. Secure spacers or spacers and backings in place and in position to control depth of installed sealant relative to edge clearance for optimum sealant performance.
- B. Force sealants into glazing channels to eliminate voids and to ensure complete wetting or bond of sealant to glass and channel surfaces.
- C. Tool exposed surfaces of sealants to provide a substantial wash away from glass.

3.3 CLEANING AND PROTECTION

- A. Immediately after installation remove nonpermanent labels and clean surfaces.
- B. Protect glass from contact with contaminating substances resulting from construction operations. Examine glass surfaces adjacent to or below exterior concrete and other masonry surfaces at frequent intervals during construction, but not less than once a month, for buildup of dirt, scum, alkaline deposits, or stains.
 - 1. If, despite such protection, contaminating substances do come into contact with glass, remove substances immediately as recommended in writing by glass manufacturer. Remove and replace glass that cannot be cleaned without damage to coatings.
- C. Remove and replace glass that is damaged during construction period.

3.4 MONOLITHIC GLASS SCHEDULE

- A. Glass Type: Clear float glass.
 - 1. Minimum Thickness: 6 mm.

END OF SECTION 088000

SECTION 090190 - MAINTENANCE OF PAINTING AND COATING

PART 1 - GENERAL

1.1 RELATED DOCUMENTS

- A. Drawings and general provisions of the Contract, including General and Supplementary Conditions and Division 01 Specification Sections, apply to this Section.

1.2 SUMMARY

- A. Section includes historic treatment of painting as follows:
 - 1. Monochromatic painting of historic surfaces.
- B. Related Sections:
 - 1. Division 05 Section "Maintenance of Decorative Metal" for patching and repair of historic metal.
 - 2. Division 08 Section "Historic Treatment of Wood Windows" for patching and repair of historic wood windows.

1.3 DEFINITIONS

- A. Glazing: Applying translucent paint material (glaze) to protect paint beneath it and impart a more uniform surface gloss.

1.4 ACTION SUBMITTALS

- A. Product Data: For each paint system and type of product indicated. Include recommendations for application and use. Include test data substantiating that products comply with requirements.

1.5 QUALITY ASSURANCE

- A. Historic Treatment Specialist Qualifications: A qualified historic painting specialist.
 - 1. At Contractor's option, work may be divided between historic treatment specialists in the following categories: monochromatic painting.
 - 2. Field Supervision: Require that an experienced full-time supervisor be at Project site during times that historic treatment of painting is in progress.
- B. Color Matching: Custom computer-match paint colors to match existing colors.

1.6 DELIVERY, STORAGE, AND HANDLING

- A. Store materials not in use in tightly covered containers in well-ventilated areas with ambient temperatures continuously maintained at not less than 45 deg F.

1. Maintain containers in clean condition, free of foreign materials and residue.
2. Remove rags and waste daily.

1.7 PROJECT CONDITIONS

- A. Weather Limitations: Proceed with historic treatment of painting only when existing and forecasted weather conditions are within the environmental limits set by each manufacturer's written instructions and specified requirements.
- B. Apply paints only when temperature of surfaces to be painted and ambient air temperatures are between 50 and 95 deg F.
- C. Do not apply paint in snow, rain, fog, or mist; when relative humidity exceeds 85 percent; at temperatures less than 5 deg F above the dew point; or to damp or wet surfaces.
 1. Painting may continue during inclement weather if surfaces and areas to be painted are enclosed and heated within temperature limits specified by manufacturer during application and drying periods.

PART 2 - PRODUCTS

2.1 CLEANING MATERIALS

- A. Water: Potable.
- B. Hot Water: Water heated to a temperature of 140 to 160 deg F.
- C. Detergent Solution: Solution prepared by mixing 2 cups of tetrasodium polyphosphate, 1/2 cup of laundry detergent that contains no ammonia, 5 quarts of 5 percent sodium hypochlorite bleach, and 15 quarts of warm water for each 5 gal. of solution required.
- D. Abrasives for Ferrous Metal Cleaning: Aluminum oxide paper, emery paper, fine steel wool, steel scrapers, and steel-wire brushes of various sizes.

2.2 PAINT REMOVERS

- A. Alkaline-Paste Paint Remover: Manufacturer's standard alkaline-paste formulation for removing paint and coatings from masonry, stone, wood, plaster, and metal; and containing no methylene chloride.
- B. Covered or Skin-Forming Alkaline Paint Remover: Manufacturer's standard covered or skin-forming alkaline formulation for removing paint and coatings from masonry, stone, wood, plaster, and metal; and containing no methylene chloride.

2.3 PATCHING MATERIALS

- A. Wood Windows: Refer to Division 08 Section "Historic Treatment of Wood Windows" for patching and repair of historic wood windows.
- B. Wood Patching Compound: Two-part, epoxy-resin patching system; knife-grade formulation as recommended by manufacturer for type of wood repair indicated, tooling time required for the detail of work, and site conditions. Compound shall be designed for filling voids in damaged wood materials that have deteriorated due to weathering and decay. Compound shall be capable of filling deep holes and spreading to feather edge.

PART 3 - EXECUTION

3.1 HISTORIC TREATMENT PROCEDURES, GENERAL

- A. General: Have historic treatment of painting directed by a qualified historic treatment specialist. Ensure that historic treatment specialist's field supervisors are present when painting begins and during its progress. In treating historic items, disturb them as minimally as possible and as follows:
1. Apply each product according to manufacturer's written instructions unless otherwise indicated.
 2. Stop the progress of deterioration and corrosion by removing failed coatings and corrosion and repainting.
 3. Verify that substrate surface conditions are suitable for painting.
 4. Allow other trades to repair items in place and retain as much original material as possible before repainting.
 5. Reproduce original, historic paint systems where indicated or scheduled.
 6. Make historic treatment of materials reversible whenever possible unless otherwise indicated.
 7. Install temporary protective measures to protect historic painted surfaces that are indicated to be treated later.
- B. Mechanical Abrasion: Where mechanical abrasion is needed for the work, use only the gentlest mechanical methods, such as scraping and lightly hand sanding, that will not abrade softer substrates, reducing clarity of detail. Do not use abrasive methods such as rotary sanding, rotary wire brushing, or power tools except as indicated as part of the historic treatment program and as approved by Architect.
- C. Heat Processes: Do not use torches, heat guns, or heat plates.

3.2 EXAMINATION

- A. Examine substrates and conditions, with historic treatment specialist present, for compliance with requirements for maximum moisture content and other conditions affecting performance of the painting work. Comply with paint manufacturer's written instructions for inspection.
- B. Maximum Moisture Content of Substrates: Do not begin application of coatings unless moisture content of exposed surface is below the maximum value recommended in writing by paint manufacturer and not greater than the following maximum values when measured with an electronic moisture meter appropriate to the substrate material:
1. Wood: 15 percent.
- C. Begin coating application only after unsatisfactory conditions have been corrected and surfaces are dry.
1. Beginning coating application constitutes Contractor's acceptance of substrates and conditions.

3.3 PREPARATION

- A. General: Protect persons, motor vehicles, building site, plants, surrounding surfaces of building being worked on, and surrounding buildings from harm resulting from historic treatment of painting.
1. Erect temporary protective covers over walkways and at points of pedestrian and vehicular entrance and exit that must remain in service during course of historic treatment Work.

3.4 CLEANING

- A. General: Use only the gentlest, appropriate method necessary to clean surfaces in preparation for painting. Clean all surfaces, corners, contours, and interstices.
- B. Detergent Cleaning: Wash surfaces by hand using clean rags, sponges, and bristle brushes. Scrub surface with detergent solution and bristle brush until soil is thoroughly dislodged and can be removed by rinsing. Use small brushes to remove soil from joints and crevices. Dip brush in solution often to ensure that adequate fresh detergent is used and that surface remains wet. Rinse with water applied by clean rags or sponges.

3.5 PAINT REMOVAL

- A. General: Remove paint where indicated. Where cleaning methods have been attempted and further removal of the paint is required because of incompatible or unsatisfactory surfaces for repainting, remove paint to extent required by conditions.
 - 1. Brushes: Use brushes that are resistant to chemicals being used.
 - 2. Spray Equipment: Use spray equipment that provides controlled application at volume and pressure indicated, measured at spray tip. Adjust pressure and volume to ensure that spray methods do not damage surfaces.
 - a. Equip units with pressure gages.
 - b. Unless otherwise indicated, hold spray tip at least 6 inches from surface and apply material in horizontal, back-and-forth sweeping motion, overlapping previous strokes to produce uniform coverage.
 - c. For chemical spray application, use low-pressure tank or chemical pump suitable for chemical indicated, equipped with cone-shaped spray tip.
 - d. For water-spray application, use fan-shaped spray tip that disperses water at an angle of 25 to 50 degrees.
 - e. For heated water-spray application, use equipment capable of maintaining temperature between 140 and 160 deg Fat flow rates indicated.
- B. Paint Removal with Alkaline-Paste Paint Remover:
 - 1. Remove loose and peeling paint using water, scrapers, stiff brushes, or a combination of these. Let surface dry thoroughly.
 - 2. Apply paint remover to dry, painted surface with brushes or as recommended by manufacturer.
 - 3. Allow paint remover to remain on surface for period recommended by manufacturer or as determined by preconstruction testing.
 - 4. Rinse with hot water applied by low-pressure spray to remove chemicals and paint residue.
 - 5. Use mechanical methods recommended by manufacturer to remove chemicals and paint residue.
 - 6. Repeat process if necessary to remove all paint.
- C. Paint Removal with Covered or Skin-Forming Alkaline Paint Remover:
 - 1. Remove loose and peeling paint using water, scrapers, stiff brushes, or a combination of these. Let surface dry thoroughly.
 - 2. Apply paint remover to dry, painted surface with brushes or as recommended by manufacturer.
 - 3. Apply cover, if required by manufacturer, per manufacturer's written instructions.
 - 4. Allow paint remover to remain on surface for period recommended by manufacturer or as determined by preconstruction testing.
 - 5. Scrape off paint and remover and collect for disposal.
 - 6. Rinse with hot water applied by low-pressure spray to remove chemicals and paint residue.

7. Use mechanical methods recommended by manufacturer to remove chemicals and paint residue.
8. Use alkaline-paste paint remover according to "Paint Removal with Alkaline-Paste Paint Remover" Paragraph if necessary to remove remaining paint.

3.6 SUBSTRATE REPAIR

- A. General: Repair substrate surface defects that are inconsistent with the surface appearance of adjacent materials and finishes.
- B. Wood Windows: Refer to Division 08 Section "Historic Treatment of Wood Windows" for patching and repair of historic wood windows.
- C. Wood Substrate:
 1. Repair wood defects including dents and gouges more than 1/8 inch in size and all holes and cracks by filling with wood patching compound and sanding smooth. Reset or remove protruding fasteners.
 2. Where existing paint is allowed to remain, sand irregular buildup of paint, runs, and sags to achieve a uniformly smooth surface.

3.7 PAINT APPLICATION, GENERAL

- A. Comply with manufacturers' written instructions for application methods.
- B. Blending Monochromatic Painted Surfaces: When painting new substrates patched into existing surfaces or touching up missing or damaged finishes, apply coating system specified for the specific substrate. Apply final finish coat over entire surface from edge to edge and corner to corner.

3.8 CLEANUP AND PROTECTION

- A. At end of each workday, remove rubbish, empty cans, rags, and other discarded materials from Project site.
- B. After completing paint application, clean spattered surfaces. Remove spattered paints by washing, scraping, or other methods. Do not scratch or damage adjacent finished surfaces.
- C. Protect work of other trades against damage from paint application. Correct damage to work of other trades by cleaning, repairing, replacing, and refinishing, as approved by Architect, and leave in an undamaged condition.
- D. At completion of construction activities of other trades, touch up and restore damaged or defaced painted surfaces.

END OF SECTION 090190

SECTION 099113 - EXTERIOR PAINTING

PART 1 - GENERAL

1.1 RELATED DOCUMENTS

- A. Drawings and general provisions of the Contract, including General and Supplementary Conditions and Division 01 Specification Sections, apply to this Section.

1.2 SUMMARY

- A. Section includes surface preparation and the application of paint systems on the following exterior substrates:
 - 1. Steel and iron.
 - 2. Wood trim.
- B. Related Requirements:
 - 1. Division 05 Section "Maintenance of Decorative Metal" for cleaning of metal work.
 - 2. Division 08 Section "Wood Windows" for shop painted exterior faces of new replacement windows.

1.3 DEFINITIONS

- A. MPI Gloss Level 4: 20 to 35 units at 60 degrees and not less than 35 units at 85 degrees, according to ASTM D 523.
- B. MPI Gloss Level 5: 35 to 70 units at 60 degrees, according to ASTM D 523.
- C. MPI Gloss Level 6: 70 to 85 units at 60 degrees, according to ASTM D 523.

1.4 ACTION SUBMITTALS

- A. Product Data: For each type of product. Include preparation requirements and application instructions.
 - 1. Include printout of current "MPI Approved Products List" for each product category specified, with the proposed product highlighted.
 - 2. Indicate VOC content.
 - 3. Submit evidence of paint system compatibility.
- B. Samples for Verification: For each type of paint system and each color and gloss of topcoat.
 - 1. Submit Samples on rigid backing, 8 inches square.
 - 2. Step coats on Samples to show each coat required for system.
 - 3. Label each coat of each Sample.
 - 4. Label each Sample for location and application area.

1.5 DELIVERY, STORAGE, AND HANDLING

- A. Store materials not in use in tightly covered containers in well-ventilated areas with ambient temperatures continuously maintained at not less than 45 deg F.
 - 1. Maintain containers in clean condition, free of foreign materials and residue.
 - 2. Remove rags and waste from storage areas daily.

1.6 FIELD CONDITIONS

- A. Apply paints only when temperature of surfaces to be painted and ambient air temperatures are between 50 and 95 deg F.
- B. Do not apply paints in snow, rain, fog, or mist; when relative humidity exceeds 85 percent; at temperatures less than 5 deg F above the dew point; or to damp or wet surfaces.

PART 2 - PRODUCTS

2.1 MANUFACTURERS

- A. Products: Subject to compliance with requirements, available products that may be incorporated into the Work include, but are not limited to products listed in the Exterior Painting Schedule for the paint category indicated.

2.2 PAINT, GENERAL

- A. MPI Standards: Products shall comply with MPI standards indicated and shall be listed in its "MPI Approved Products Lists."
- B. Material Compatibility:
 - 1. Materials for use within each paint system shall be compatible with one another and substrates indicated, under conditions of service and application as demonstrated by manufacturer, based on testing and field experience.
 - 2. For each coat in a paint system, products shall be recommended in writing by topcoat manufacturers for use in paint system and on substrate indicated.
- C. VOC Content: Products shall comply with VOC limits of authorities having jurisdiction.
- D. Colors: As selected by Architect from manufacturer's full range that match Architect's samples.

PART 3 - EXECUTION

3.1 EXAMINATION

- A. Examine substrates and conditions, with Applicator present, for compliance with requirements for maximum moisture content and other conditions affecting performance of the Work.

- B. Maximum Moisture Content of Substrates: When measured with an electronic moisture meter as follows:
 - 1. Wood: 15 percent.
- C. Verify suitability of substrates, including surface conditions and compatibility, with existing finishes and primers.
- D. Proceed with coating application only after unsatisfactory conditions have been corrected.
 - 1. Application of coating indicates acceptance of surfaces and conditions.

3.2 PREPARATION

- A. Comply with manufacturer's written instructions and recommendations in "MPI Architectural Painting Specification Manual" applicable to substrates and paint systems indicated.
- B. Remove hardware and similar items already in place that are removable and are not to be painted. If removal is impractical or impossible because of size or weight of item, provide surface-applied protection before surface preparation and painting.
 - 1. After completing painting operations, use workers skilled in the trades involved to reinstall items that were removed. Remove surface-applied protection.
- C. Clean substrates of substances that could impair bond of paints, including dust, dirt, oil, grease, and incompatible paints and encapsulants.
 - 1. Remove incompatible primers and reprime substrate with compatible primers or apply tie coat as required to produce paint systems indicated.
- D. Steel Substrates: Remove rust, loose mill scale, and shop primer if any. Clean using methods recommended in writing by paint manufacturer but not less than the following:
 - 1. SSPC-SP 3.
- E. Galvanized-Metal Substrates: Remove grease and oil residue from galvanized sheet metal by mechanical methods to produce clean, lightly etched surfaces that promote adhesion of subsequently applied paints.
- F. Wood Substrates:
 - 1. Scrape and clean knots. Before applying primer, apply coat of knot sealer recommended in writing by topcoat manufacturer for exterior use in paint system indicated.
 - 2. Sand surfaces that will be exposed to view, and dust off.
 - 3. Prime edges, ends, faces, undersides, and backsides of wood.
 - 4. After priming, fill holes and imperfections in the finish surfaces with putty or plastic wood filler. Sand smooth when dried.

3.3 APPLICATION

- A. Apply paints according to manufacturer's written instructions and recommendations in "MPI Architectural Painting Specification Manual."
 - 1. Use applicators and techniques suited for paint and substrate indicated.

2. Paint surfaces behind movable items same as similar exposed surfaces. Before final installation, paint surfaces behind permanently fixed items with prime coat only.
 3. Do not paint over labels of independent testing agencies or equipment name, identification, performance rating, or nomenclature plates.
 4. Primers specified in painting schedules may be omitted on items that are factory primed or factory finished if acceptable to topcoat manufacturers.
- B. Tint undercoats same color as topcoat, but tint each undercoat a lighter shade to facilitate identification of each coat if multiple coats of same material are to be applied. Provide sufficient difference in shade of undercoats to distinguish each separate coat.
- C. If undercoats or other conditions show through topcoat, apply additional coats until cured film has a uniform paint finish, color, and appearance.
- D. Apply paints to produce surface films without cloudiness, spotting, holidays, laps, brush marks, roller tracking, runs, sags, ropiness, or other surface imperfections. Cut in sharp lines and color breaks.

3.4 FIELD QUALITY CONTROL

- A. Dry Film Thickness Testing: Owner may engage the services of a qualified testing and inspecting agency to inspect and test paint for dry film thickness.
1. Contractor shall touch up and restore painted surfaces damaged by testing.
 2. If test results show that dry film thickness of applied paint does not comply with paint manufacturer's written recommendations, Contractor shall pay for testing and apply additional coats as needed to provide dry film thickness that complies with paint manufacturer's written recommendations.

3.5 CLEANING AND PROTECTION

- A. At end of each workday, remove rubbish, empty cans, rags, and other discarded materials from Project site.
- B. After completing paint application, clean spattered surfaces. Remove spattered paints by washing, scraping, or other methods. Do not scratch or damage adjacent finished surfaces.
- C. Protect work of other trades against damage from paint application. Correct damage to work of other trades by cleaning, repairing, replacing, and refinishing, as approved by Architect, and leave in an undamaged condition.
- D. At completion of construction activities of other trades, touch up and restore damaged or defaced painted surfaces.

3.6 EXTERIOR PAINTING SCHEDULE

- A. Steel and Iron Substrates:
1. Water-Based Light Industrial Coating System MPI EXT 5.1C:
 - a. Prime Coat: Primer, alkyd, anti-corrosive for metal, MPI #79.
 - 1) Benjamin Moore, "Super Spec HP Alkyd Metal Primer", P06
 - 2) Sherwin Williams, "Kem Kromik" B50WZ1.

- b. Intermediate Coat: Light industrial coating, exterior, water based, matching topcoat.
 - c. Topcoat: Light industrial coating, exterior, water based, gloss (MPI Gloss Level 6), MPI #164.
 - 1) Benjamin Moore, "Ultra Spec HP D.T.M. Acrylic Gloss Enamel", HP28
 - 2) Sherwin Williams, "DTM Acrylic Gloss" B66W01051.
- B. Wood Substrates: Wood trim.
- 1. Latex System MPI EXT 6.3A:
 - a. Prime Coat: Primer, alkyd for exterior wood, MPI #5.
 - 1) Benjamin Moore, "Fresh Start Multi-Purpose Oil Based Primer", 024
 - 2) Sherwin Williams, "Exterior Oil-Based Wood Primer" Y24W8020.
 - b. Intermediate Coat: Latex, exterior, matching topcoat.
 - c. Topcoat: Latex, exterior, semi-gloss (MPI Gloss Level 5), MPI #11.
 - 1) Benjamin Moore, "Ultra Spec EXT Paint - Gloss Finish", 449
 - 2) Sherwin Williams, "A-100 Exterior Latex Gloss" A08W00151.

END OF SECTION 099113

SECTION 099123 - INTERIOR PAINTING

PART 1 - GENERAL

1.1 RELATED DOCUMENTS

- A. Drawings and general provisions of the Contract, including General and Supplementary Conditions and Division 01 Specification Sections, apply to this Section.

1.2 SUMMARY

- A. Section includes surface preparation and the application of paint systems on the following interior substrates:
 - 1. Wood trim and replacement wood windows.
- B. Related Requirements:
 - 1. Division 06 Section 062023 "Interior Finish Carpentry" for replacement wood trim.
 - 2. Division 08 Section "Wood Windows" for shop primed interior surface of replacement wood windows.
 - 3. Division 09 Section "Maintenance of Painting and Coating" for re-painting requirements for historic window repair.

1.3 DEFINITIONS

- A. MPI Gloss Level 1: Not more than five units at 60 degrees and 10 units at 85 degrees, according to ASTM D 523.
- B. MPI Gloss Level 2: Not more than 10 units at 60 degrees and 10 to 35 units at 85 degrees, according to ASTM D 523.
- C. MPI Gloss Level 3: 10 to 25 units at 60 degrees and 10 to 35 units at 85 degrees, according to ASTM D 523.
- D. MPI Gloss Level 4: 20 to 35 units at 60 degrees and not less than 35 units at 85 degrees, according to ASTM D 523.
- E. MPI Gloss Level 5: 35 to 70 units at 60 degrees, according to ASTM D 523.

1.4 ACTION SUBMITTALS

- A. Product Data: For each type of product. Include preparation requirements and application instructions.
 - 1. Include Printout of current "MPI Approved Products List" for each product category specified, with the proposed product highlighted.
 - 2. Indicate VOC content.

- B. Samples for Verification: For each type of paint system and in each color and gloss of topcoat.
 - 1. Submit Samples on rigid backing, 8 inches square.
 - 2. Step coats on Samples to show each coat required for system.
 - 3. Label each coat of each Sample.
 - 4. Label each Sample for location and application area.

1.5 DELIVERY, STORAGE, AND HANDLING

- A. Store materials not in use in tightly covered containers in well-ventilated areas with ambient temperatures continuously maintained at not less than 45 deg F.
 - 1. Maintain containers in clean condition, free of foreign materials and residue.
 - 2. Remove rags and waste from storage areas daily.

1.6 FIELD CONDITIONS

- A. Apply paints only when temperature of surfaces to be painted and ambient air temperatures are between 50 and 95 deg F.
- B. Do not apply paints when relative humidity exceeds 85 percent; at temperatures less than 5 deg F above the dew point; or to damp or wet surfaces.

PART 2 - PRODUCTS

2.1 PAINT, GENERAL

- A. MPI Standards: Products shall comply with MPI standards indicated and shall be listed in its "MPI Approved Products Lists."
- B. Material Compatibility:
 - 1. Materials for use within each paint system shall be compatible with one another and substrates indicated, under conditions of service and application as demonstrated by manufacturer, based on testing and field experience.
 - 2. For each coat in a paint system, products shall be recommended in writing by topcoat manufacturers for use in paint system and on substrate indicated.
- C. Colors: As selected by Architect from manufacturer's full range that match Architect's samples.

PART 3 - EXECUTION

3.1 EXAMINATION

- A. Examine substrates and conditions, with Applicator present, for compliance with requirements for maximum moisture content and other conditions affecting performance of the Work.
- B. Maximum Moisture Content of Substrates: When measured with an electronic moisture meter as follows:

1. Wood: 15 percent.

C. Verify suitability of substrates, including surface conditions and compatibility, with existing finishes and primers.

D. Proceed with coating application only after unsatisfactory conditions have been corrected.

1. Application of coating indicates acceptance of surfaces and conditions.

3.2 PREPARATION

A. Comply with manufacturer's written instructions and recommendations in "MPI Architectural Painting Specification Manual" applicable to substrates and paint systems indicated.

B. Clean substrates of substances that could impair bond of paints, including dust, dirt, oil, grease, and incompatible paints and encapsulants.

1. Remove incompatible primers and reprime substrate with compatible primers or apply tie coat as required to produce paint systems indicated.

C. Wood Substrates:

1. Scrape and clean knots, and apply coat of knot sealer before applying primer.

2. Sand surfaces that will be exposed to view, and dust off.

3. Prime edges, ends, faces, undersides, and backsides of wood.

4. After priming, fill holes and imperfections in the finish surfaces with putty or plastic wood filler. Sand smooth when dried.

3.3 APPLICATION

A. Apply paints according to manufacturer's written instructions and to recommendations in "MPI Manual."

1. Use applicators and techniques suited for paint and substrate indicated.

2. Paint surfaces behind movable equipment and furniture same as similar exposed surfaces. Before final installation, paint surfaces behind permanently fixed equipment or furniture with prime coat only.

3. Paint front and backsides of access panels, removable or hinged covers, and similar hinged items to match exposed surfaces.

4. Do not paint over labels of independent testing agencies or equipment name, identification, performance rating, or nomenclature plates.

5. Primers specified in painting schedules may be omitted on items that are factory primed or factory finished if acceptable to topcoat manufacturers.

B. Tint each undercoat a lighter shade to facilitate identification of each coat if multiple coats of same material are to be applied. Tint undercoats to match color of topcoat, but provide sufficient difference in shade of undercoats to distinguish each separate coat.

C. If undercoats or other conditions show through topcoat, apply additional coats until cured film has a uniform paint finish, color, and appearance.

D. Apply paints to produce surface films without cloudiness, spotting, holidays, laps, brush marks, roller tracking, runs, sags, ropiness, or other surface imperfections. Cut in sharp lines and color breaks.

3.4 FIELD QUALITY CONTROL

- A. Dry Film Thickness Testing: Owner may engage the services of a qualified testing and inspecting agency to inspect and test paint for dry film thickness.
 - 1. Contractor shall touch up and restore painted surfaces damaged by testing.
 - 2. If test results show that dry film thickness of applied paint does not comply with paint manufacturer's written recommendations, Contractor shall pay for testing and apply additional coats as needed to provide dry film thickness that complies with paint manufacturer's written recommendations.

3.5 CLEANING AND PROTECTION

- A. At end of each workday, remove rubbish, empty cans, rags, and other discarded materials from Project site.
- B. After completing paint application, clean spattered surfaces. Remove spattered paints by washing, scraping, or other methods. Do not scratch or damage adjacent finished surfaces.
- C. Protect work of other trades against damage from paint application. Correct damage to work of other trades by cleaning, repairing, replacing, and refinishing, as approved by Architect, and leave in an undamaged condition.
- D. At completion of construction activities of other trades, touch up and restore damaged or defaced painted surfaces.

3.6 INTERIOR PAINTING SCHEDULE

- A. Wood Substrates: Wood trim and Windows.
 - 1. Latex over Latex Primer System MPI INT 6.3T:
 - a. Prime Coat: Primer, latex, for interior wood, MPI #39.
 - 1) Benjamin Moore, "Multi-Purpose Latex Primer", N023
 - 2) Sherwin Williams, "Mulit Purpose Latex Primer Sealer" B51W00450.
 - b. Intermediate Coat: Latex, interior, matching topcoat.
 - c. Topcoat: Latex, interior (MPI Gloss Level 4), MPI #43.
 - 1) Benjamin Moore, "Ultra Spec 500" Semi-Gloss, 539
 - 2) Sherwin Williams, "Super Paint" Interior Semi-Gloss A88W01151.

END OF SECTION 099123