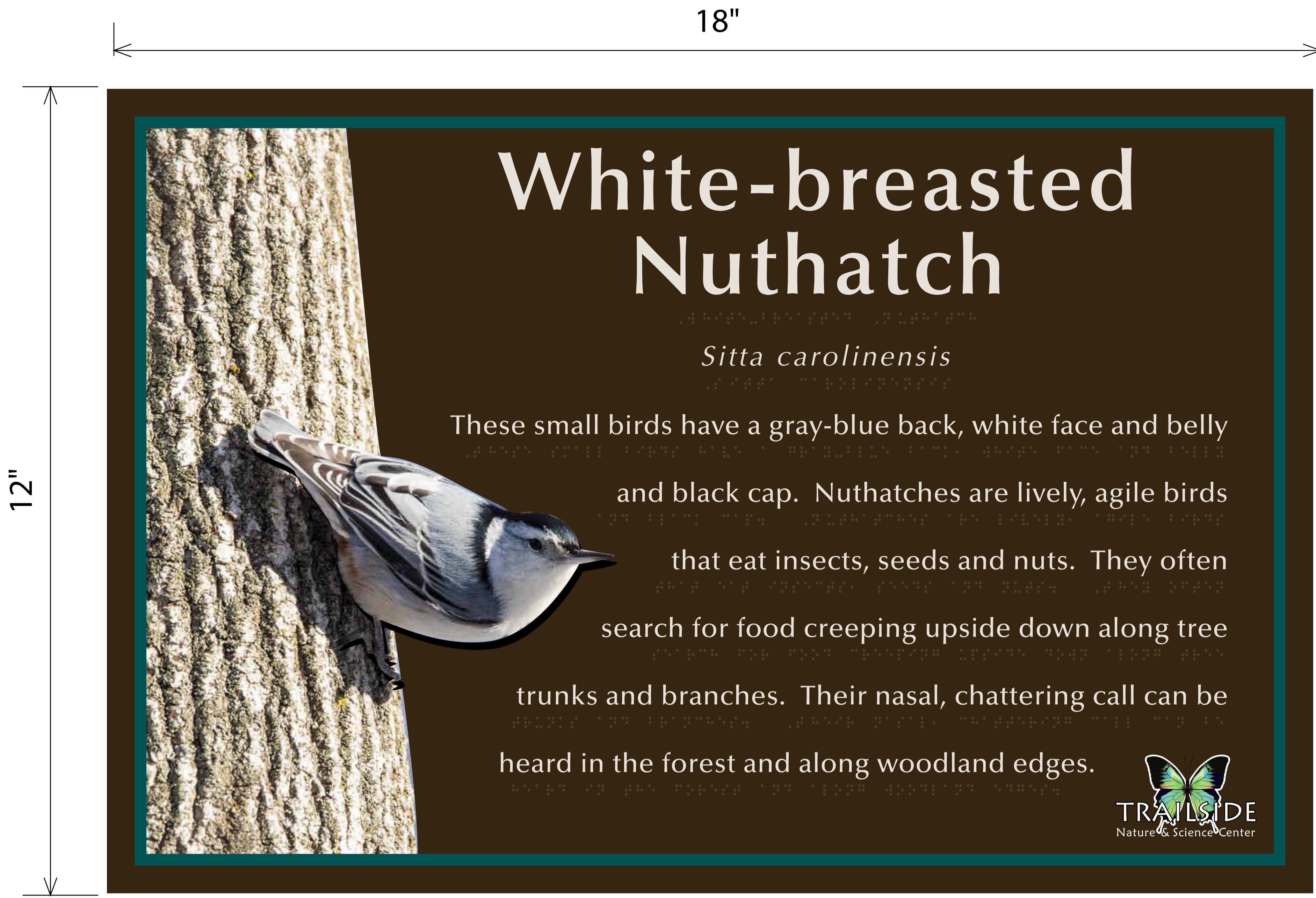


DESCRIPTION:

- Design and produce 1/2" thick FOSSIL High Pressure Laminate with Braille and raised cut out icons (such as Maple leaf and fruit). Post not included.



SUBSTRATE:

- Fossil
- Molded Metal

SIZE (HEIGHT x WIDTH):

- 12" x 18"

THICKNESS/DEPTH:

- .5"

ADDITIONAL INFO:


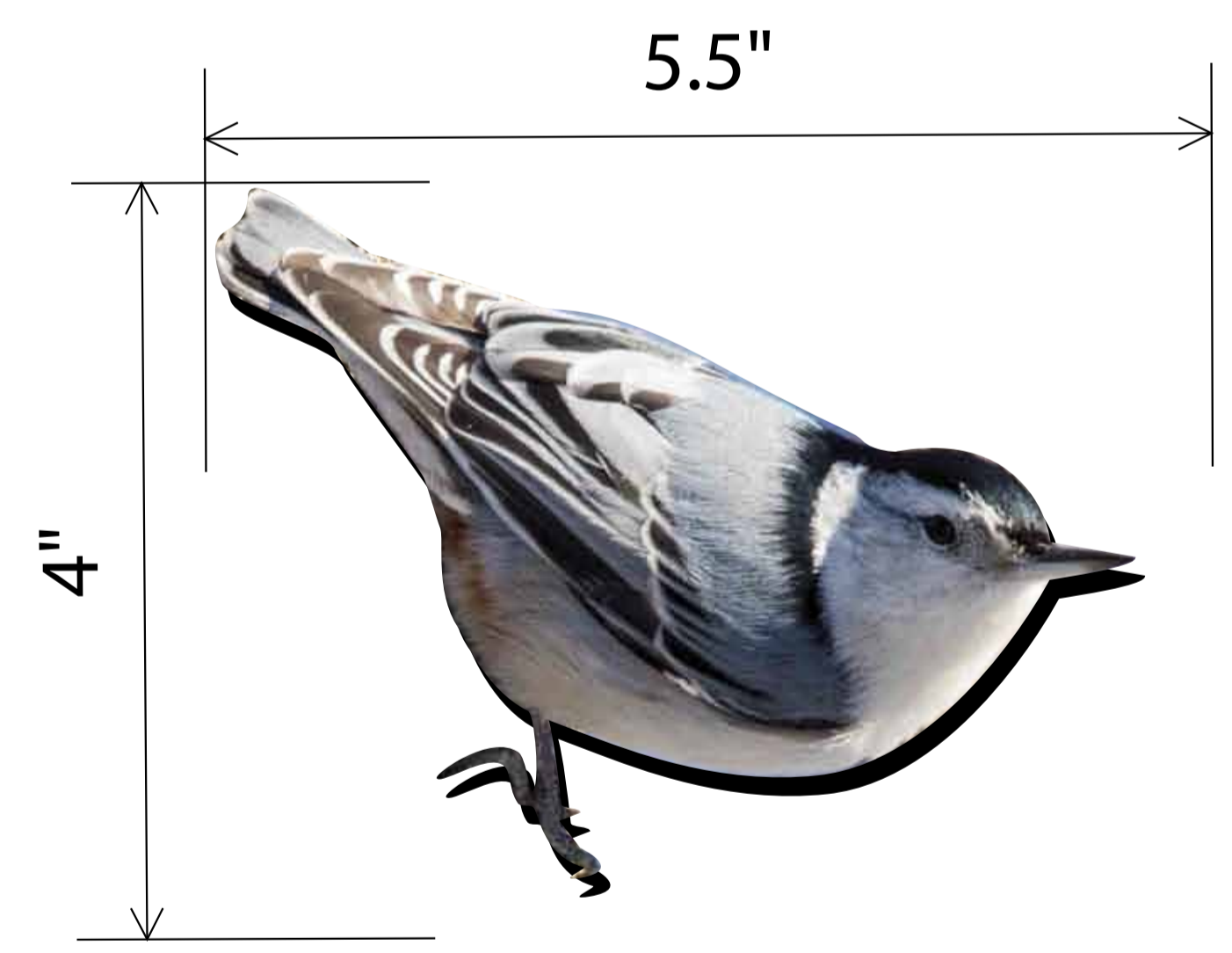
- N/A

COLOR KEY:

- Duranodic Bronze
- Pantone: Cool Gray 2
- Various Digital

NOTE: Colors represented in the drawing are for review purposes only. They may not match your finished product.

Please review ALL info carefully .



Approved by _____ Date _____

I have reviewed the above specifications and design and hereby fully understand and approve this project.



PROJECT REFERENCE # **32159**

Job Name: CME Assoc. Watchung Reserve	Original Design Date: 10/18/17	Block: ### Lot: ###
Address: 452 New Providence Road	1st Set Revisions (included):	
City, State: Mountainside, NJ	Add'l Revisions (may accrue charges):	Design Scale (Photo): 1000%
Designer: Teri Olsen	See PDF (N/A) For Install Detail	

This design is the property of Loumarc Signs and MAY NOT be used by any other individual, company, corporation or entity without express written consent. Compensation will be required for all artwork, materials and labor applied to any verbal or written order that is cancelled. Any changes to final design will incur additional charges.