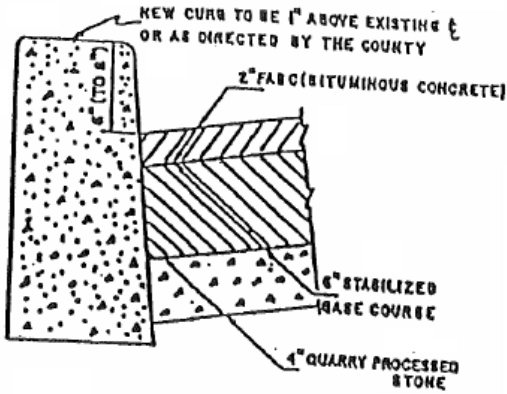
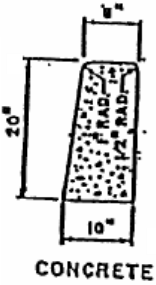


REQUIREMENTS & FEES



SHOULDER PAVEMENT

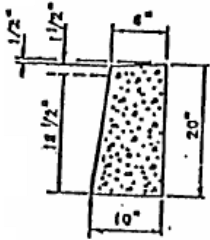


CONCRETE

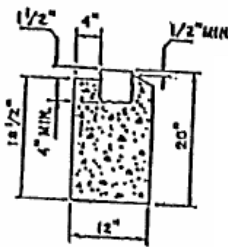


GRANITE BLOCK

CROSS SECTION STANDARD HEIGHT CURB

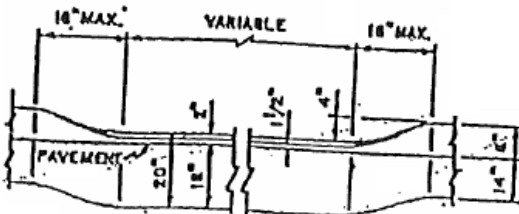


CONCRETE



GRANITE BLOCK

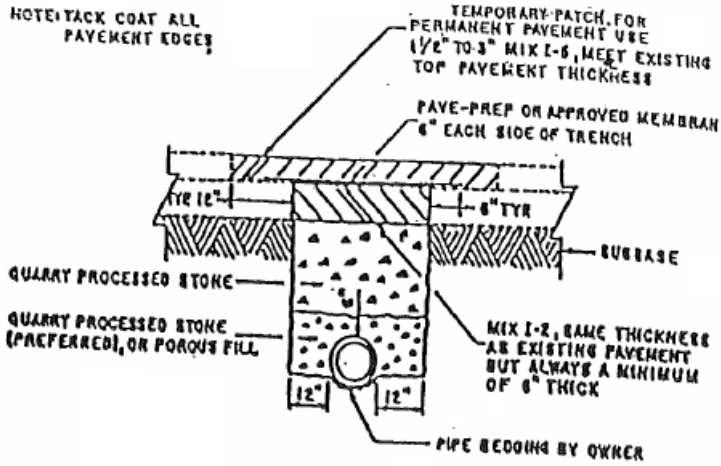
CROSS SECTION DEPRESSED CURB



DEPRESSED CURB AT DRIVEWAYS

Concrete to be class "B" air entrained. Vertical joints every 10'-0" with the fiber joint filler every other joint.

NOTE: TACK COAT ALL PAVEMENT EDGES



All quarry process stones back fill must be placed and compacted in 6 inch layers. A temporary 2" bituminous top shall be placed and rolled.

Approximately 1 month later, the temporary patch and stone must be removed to subgrade for permanent restoration. If existing pavement thickness is less than 8", a 6" thickness of bituminous stabilized base course (Mix I-2) and 2" FABC-1 top (Mix I-5) will be placed. If existing pavement thickness is greater than 8"

Thickness of stabilized based will be increased so the depth of permeant restoration is the same as existing pavement. During the winter season, the pavement restoration will be deferred until April 1st, or as soon thereafter as favorable weather permits; however, the temporary patch must be maintained.

The existing pavement abutting the trench shall be 12" beyond the edge of the trench on all sides to permit pavement edges to bear on undisturbed existing subbase.

The trench in vehicular traffic lanes must be backfilled every night. Plates over trenches are not permitted, unless specific approval is granted by the Union County Bureau of Inspections. Plates must be raped and pinned.

The applicant is responsible for the opening, protection of the opening, maintenance of the temporary and final pavement of the satisfaction of the County.

The County may perform any work necessary for the safety of the traveling public and deduct the cost of the work from the cash bond, or send additional billing to the permittee to cover the cost.

One year after final restoration, the County will re-inspect the site, and the cash bond will be returned to the permittee, if restoration is satisfactory.

All bar-holes must be filled within 24 hours, or a permit will be required. Traffic plans must be submitted with the permit when the traffic will be affected by the excavation.

Permits must be obtained from the Union County Shade Tree Bureau if any trees are to be disturbed in the County right-of-way during this excavation, call 908-789-3658.

Packet revised January 2016

ROAD OPENING PERMIT FEE

Normal \$36.00

Non-Reported Opening \$108.00

PERMIT FEE

Up to 20 sq. ft. \$48.00

Between 20 and 80 sq. ft. \$120.00

Additional over 80 sq. ft. \$0.60 per sq. ft.

Multiple openings Min. of \$48.00 each

CASH BOND FEE

Up to 43 sq. ft. \$800.00

Over 43 sq. ft. \$18.75 per sq. ft. per opening

Multiple openings Min. of \$800.00 each

Newly paved roads (5 years or less)

\$0.00 - \$10,000.00 determined by Cty. Engineer

CURB PERMIT FEE

Application Fee \$24.00

Depressed Curb (driveway opening) \$30.00 Full height \$00.50 per lin. ft.; \$30.00 minimum

Cash Bond Single driveway \$20.00 per linear ft All others \$20.00 per linear foot

BRIDGE PERMIT FEE

Application Fee \$30.00

Permit Fee Work within 10 ft. of Bridge \$30.00

Outside of these limits Same as road opening fee

Cash Bond All work within 10 ft. of bridge \$1,600.00

Outside of these limits \$400.00 for each 200 sq. ft. of opening

APPLICATION

Name of Municipality where work is located _____ Permit Number _____ County Permit _____

Type of Permit Road Opening Curb Other Description _____ Date _____

Application is made by _____ Phone Number _____

Construction by _____ Phone Number _____

Address _____ Emergency Phone Number _____

Type of Work _____

Location of Work _____

Total area of road opening _____ *Square Feet* Width _____ *Feet* Length _____ *Feet* Depth _____ *Feet*

Class of pavement Concrete Bituminous Concrete Other, Please Specify: _____

Total Lineal Feet of Std. Curb _____ *Feet* Depressed Curb _____ *Feet*

Type of material to be used: Concrete Granite Block

Remarks

Date work will start on _____ Date work will finish _____

Call 1-800-272-1000 72 hours before any digging. All work must be conforming to construction standards of jurisdiction. A copy of the ordinance for the standards and requirements must be accompanied with this permit.

All restoration must confirm to the requirements within this permit. You should also have a copy of the ordinance outlining the County policy and procedures pertaining to the requirements of this excavation work. This application must be made before any work is started except in cases of emergency. The original permit approved and signed must be available on the site at all times when work is in progress.

The permittee agrees to comply with the current laws of the State of New Jersey and the County Regulations. The acceptance of this permit shall be deemed an agreement to abide by all of its terms, conditions and requirements as set by the County of Union.

Notice must be given 24 hours before work starts to the County of Union to allow the inspectors sufficient time to check forming and compliance to standards. Call 908 789-3658 and leave a detailed message. No digging from December 1st to April 1st. All certificates of inspections naming the County as the additional insured is required.

APPLICANT'S SIGNATURE

INTERNAL FORM TO BE EQORNGVF BY THE COUNTY OF UNION

Application Fee \$ _____ Permit Fee \$ _____ Bond Fee (if Applicable) \$ _____

Application Issued by _____ Date _____

Permit Issued by _____ Date _____

Work actually started on _____ Completed on _____

Inspect Temporary opening by _____ Date _____

Inspect Permanent opening by _____ Date _____

Final Inspection by _____ Date _____

Remarks on Permit