

CR-05 - Goals and Outcomes

Progress the jurisdiction has made in carrying out its strategic plan and its action plan. 91.520(a)

This could be an overview that includes major initiatives and highlights that were proposed and executed throughout the program year.

PLEASE SEE ATTACHMENT FOR CDBG ACCOMPLISHMENTS

HOME:

The HOME Program in the 2020-2021 program year drew funds for the following projects:

Habitat for Humanity for Homebuyer at or below 80% of the median income.

Premier Community Development Corporation for a Homebuyer at or below 80% of the median income.

Comparison of the proposed versus actual outcomes for each outcome measure submitted with the consolidated plan and explain, if applicable, why progress was not made toward meeting goals and objectives. 91.520(g)

Categories, priority levels, funding sources and amounts, outcomes/objectives, goal outcome indicators, units of measure, targets, actual outcomes/outputs, and percentage completed for each of the grantee's program year goals.

Goal	Category	Source / Amount	Indicator	Unit of Measure	Expected – Strategic Plan	Actual – Strategic Plan	Percent Complete	Expected – Program Year	Actual – Program Year	Percent Complete
Address Homelessness	Homeless	ESG: \$	Tenant-based rental assistance / Rapid Rehousing	Households Assisted	150	0	0.00%	38	41	107.89%

Address Homelessness	Homeless	ESG: \$	Homeless Person Overnight Shelter	Persons Assisted	2000	0	0.00%	400	469	117.25%
Address Homelessness	Homeless	ESG: \$	Homelessness Prevention	Persons Assisted	400	0	0.00%	80	87	108.75%
Economic Development	Non-Housing Community Development	CDBG: \$	Public service activities other than Low/Moderate Income Housing Benefit	Persons Assisted	0	6				
Economic Development	Non-Housing Community Development	CDBG: \$	Facade treatment/business building rehabilitation	Business	0	0				
Economic Development	Non-Housing Community Development	CDBG: \$	Jobs created/retained	Jobs	25	56	224.00%	5	7	140.00%
Economic Development	Non-Housing Community Development	CDBG: \$	Businesses assisted	Businesses Assisted	0	45				
Expand Affordable Housing	Affordable Housing	HOME: \$	Rental units constructed	Household Housing Unit	11	1	9.09%	19	1	5.26%
Expand Affordable Housing	Affordable Housing	HOME: \$	Homeowner Housing Added	Household Housing Unit	2	1	50.00%	4	1	25.00%
Housing Rehabilitation	Affordable Housing	CDBG: \$	Public service activities other than Low/Moderate Income Housing Benefit	Persons Assisted	0	724		0	77	

Housing Rehabilitation	Affordable Housing	CDBG: \$	Homeowner Housing Rehabilitated	Household Housing Unit	885	35	3.95%	175	35	20.00%
Housing Rehabilitation	Affordable Housing	CDBG: \$	Direct Financial Assistance to Homebuyers	Households Assisted	0	930				
Housing Rehabilitation	Affordable Housing	CDBG: \$	Homeless Person Overnight Shelter	Persons Assisted	0	0				
Housing Rehabilitation	Affordable Housing	CDBG: \$	Homelessness Prevention	Persons Assisted	0	75				
Housing Rehabilitation	Affordable Housing	CDBG: \$	Housing Code Enforcement/Foreclosed Property Care	Household Housing Unit	0	587		0	587	
Planning, Coordination and Capacity Building	Affordable Housing Public Housing Homeless Non-Homeless Special Needs Non-Housing Community Development	CDBG: \$ / HOME: \$116118 / ESG: \$23036	Jobs created/retained	Jobs	6	6	100.00%	15	0	0.00%

Planning, Coordination and Capacity Building	Affordable Housing Public Housing Homeless Non- Homeless Special Needs Non-Housing Community Development	CDBG: \$ / HOME: \$116118 / ESG: \$23036	Other	Other	1	0	0.00%			
Public Facilities	Non-Housing Community Development	CDBG: \$	Public Facility or Infrastructure Activities other than Low/Moderate Income Housing Benefit	Persons Assisted	125000	46471	37.18%	25000	0	0.00%
Public Facilities	Non-Housing Community Development	CDBG: \$	Public service activities other than Low/Moderate Income Housing Benefit	Persons Assisted	0	92				
Public Facilities	Non-Housing Community Development	CDBG: \$	Homeowner Housing Rehabilitated	Household Housing Unit	0	47		0	40	
Public Infrastructure Improvements	Non-Housing Community Development	CDBG: \$	Public Facility or Infrastructure Activities other than Low/Moderate Income Housing Benefit	Persons Assisted	130000	63894	49.15%	26000	6140	23.62%

Public Services	Non-Housing Community Development	CDBG: \$	Public Facility or Infrastructure Activities other than Low/Moderate Income Housing Benefit	Persons Assisted	0	8				
Public Services	Non-Housing Community Development	CDBG: \$	Public service activities other than Low/Moderate Income Housing Benefit	Persons Assisted	100000	87099	87.10%	0	26718	
Public Services	Non-Housing Community Development	CDBG: \$	Public service activities for Low/Moderate Income Housing Benefit	Households Assisted	0	0		25000	0	0.00%
Public Services	Non-Housing Community Development	CDBG: \$	Homeowner Housing Rehabilitated	Household Housing Unit	0	25				
Public Services	Non-Housing Community Development	CDBG: \$	Homeless Person Overnight Shelter	Persons Assisted	0	291		0	0	
Public Services	Non-Housing Community Development	CDBG: \$	Overnight/Emergency Shelter/Transitional Housing Beds added	Beds	215	120	55.81%			

Table 1 - Accomplishments – Program Year & Strategic Plan to Date

Assess how the jurisdiction's use of funds, particularly CDBG, addresses the priorities and specific objectives identified in the plan, giving special attention to the highest priority activities identified.

The Union County Community Development Program provides grants to eligible municipalities and non-profit agencies for the development of viable urban communities through decent housing and a suitable living environment, as well as by expanding economic opportunities, principally

for persons of low and moderate-incomes. All projects must either benefit low and moderate-income persons, aid in the prevention of slums and blight, or meet other community development needs having a particular urgency.

The project and activities identified for funding in the Fiscal Year 2019 Action Plan are all projects which qualify as meeting the Five Year Consolidated Plan priorities and objectives. The procedures employed in selecting projects and activities for inclusion in the Action Plan provide that they address at least one of the priorities of the Five-Year Plan.

There are several areas of specific needs which emerge from the analysis of the community, its needs, as well as market conditions. When translated into tangible objectives, these needs are:

- Stabilization and improvement of neighborhoods;
- Maintenance and improvement of the existing housing stock;
- Continued support of programs for the homeless, especially in the areas of prevention and of transitioning to independent living;
- Continued support for provision of services & improvements to those individuals and groups with special needs, such as the elderly, the disabled, and first time homebuyers;
- Continued support of key public service programs, the improvement of public facilities and infrastructure;
- Implementation of economic development initiatives in support of and in coordination with county and state programs and entities;
- Execution of anti-poverty efforts that support and build on existing programs, related to economic development efforts, and integrate job training and placement, welfare to work initiatives, and other programs aimed at improving opportunities for economic self-sufficiency;
- Continued efforts to expand housing and homeownership opportunities.

From our Planning, Coordination and Capacity Building line we use our Admin money for the salaries of our CDBG staff member to perform the duties needed. In the future we will look at new ways to use funds to increase awareness about Fair Housing laws in Union County.

CR-10 - Racial and Ethnic composition of families assisted

Describe the families assisted (including the racial and ethnic status of families assisted).

91.520(a)

	CDBG	HOME	ESG
White	16,100	0	540
Black or African American	10,500	1	846
Asian	231	0	6
American Indian or American Native	10	0	7
Native Hawaiian or Other Pacific Islander	1	0	9
Total	26,842	1	1,408
Hispanic	6,362	1	386
Not Hispanic	20,480	0	1,142

Table 2 – Table of assistance to racial and ethnic populations by source of funds

Narrative

CR-15 - Resources and Investments 91.520(a)

Identify the resources made available

Source of Funds	Source	Resources Made Available	Amount Expended During Program Year
CDBG	public - federal	44,731,776	2,634,791
HOME	public - federal	161,189	126,518
ESG	public - federal	379,822	356,786

Table 3 - Resources Made Available

Narrative

The increase in expenditures for HOME during the 2019 program year reflects the spending of allocations from prior years.

Identify the geographic distribution and location of investments

Target Area	Planned Percentage of Allocation	Actual Percentage of Allocation	Narrative Description
Borough of Roselle	4	4	
Borough of Roselle Park	4	4	
City of Hillside	7	7	
City of Linden	11	11	
City of Plainfield	26	26	
Countywide	33	33	
Rahway	15	15	

Table 4 – Identify the geographic distribution and location of investments

Narrative

All ESG funds are targeted towards all County residents.

Leveraging

Explain how federal funds leveraged additional resources (private, state and local funds), including a description of how matching requirements were satisfied, as well as how any publicly owned land or property located within the jurisdiction that were used to address the needs identified in the plan.

All ESG sub-recipients are required to meet the 100% matching funds, per the HUD's ESG Interim Rule. Documentation per the funding regulations (Section 576.201) is required for reimbursement.

The opening number on the match log is correct as per the OIG audit. However, the corrected HOME Match Logs from 2012-2019 as per the OIG Audit have been added to this years CAPER as an attachment as directed by Annemarie C. Uebbing from HUD.

Fiscal Year Summary – HOME Match	
1. Excess match from prior Federal fiscal year	6,777,930
2. Match contributed during current Federal fiscal year	0
3. Total match available for current Federal fiscal year (Line 1 plus Line 2)	6,777,930
4. Match liability for current Federal fiscal year	0
5. Excess match carried over to next Federal fiscal year (Line 3 minus Line 4)	6,777,930

Table 5 – Fiscal Year Summary - HOME Match Report

Match Contribution for the Federal Fiscal Year								
Project No. or Other ID	Date of Contribution	Cash (non-Federal sources)	Foregone Taxes, Fees, Charges	Appraised Land/Real Property	Required Infrastructure	Site Preparation, Construction Materials, Donated labor	Bond Financing	Total Match

Table 6 – Match Contribution for the Federal Fiscal Year

HOME MBE/WBE report

Program Income – Enter the program amounts for the reporting period				
Balance on hand at begin-ning of reporting period \$	Amount received during reporting period \$	Total amount expended during reporting period \$	Amount expended for TBRA \$	Balance on hand at end of reporting period \$
32,865	0	0	0	32,865

Table 7 – Program Income

Minority Business Enterprises and Women Business Enterprises – Indicate the number and dollar value of contracts for HOME projects completed during the reporting period						
	Total	Minority Business Enterprises				White Non-Hispanic
		Alaskan Native or American Indian	Asian or Pacific Islander	Black Non-Hispanic	Hispanic	
Contracts						
Dollar Amount	0	0	0	0	0	0
Number	0	0	0	0	0	0
Sub-Contracts						
Number	0	0	0	0	0	0
Dollar Amount	0	0	0	0	0	0
	Total	Women Business Enterprises	Male			
Contracts						
Dollar Amount	0	0	0			
Number	0	0	0			
Sub-Contracts						
Number	0	0	0			
Dollar Amount	0	0	0			

Table 8 - Minority Business and Women Business Enterprises

Minority Owners of Rental Property – Indicate the number of HOME assisted rental property owners and the total amount of HOME funds in these rental properties assisted						
	Total	Minority Property Owners				White Non-Hispanic
		Alaskan Native or American Indian	Asian or Pacific Islander	Black Non-Hispanic	Hispanic	
Number	0	0	0	0	0	0
Dollar Amount	0	0	0	0	0	0

Table 9 – Minority Owners of Rental Property

Relocation and Real Property Acquisition – Indicate the number of persons displaced, the cost of relocation payments, the number of parcels acquired, and the cost of acquisition						
Parcels Acquired		0		0		
Businesses Displaced		0		0		
Nonprofit Organizations Displaced		0		0		
Households Temporarily Relocated, not Displaced		0		0		
Households Displaced	Total	Minority Property Enterprises				White Non-Hispanic
		Alaskan Native or American Indian	Asian or Pacific Islander	Black Non-Hispanic	Hispanic	
Number	0	0	0	0	0	0
Cost	0	0	0	0	0	0

Table 10 – Relocation and Real Property Acquisition

CR-20 - Affordable Housing 91.520(b)

Evaluation of the jurisdiction's progress in providing affordable housing, including the number and types of families served, the number of extremely low-income, low-income, moderate-income, and middle-income persons served.

	One-Year Goal	Actual
Number of Homeless households to be provided affordable housing units	0	0
Number of Non-Homeless households to be provided affordable housing units	92	0
Number of Special-Needs households to be provided affordable housing units	0	0
Total	92	0

Table 11 – Number of Households

	One-Year Goal	Actual
Number of households supported through Rental Assistance	0	0
Number of households supported through The Production of New Units	23	2
Number of households supported through Rehab of Existing Units	69	35
Number of households supported through Acquisition of Existing Units	0	0
Total	92	37

Table 12 – Number of Households Supported

Discuss the difference between goals and outcomes and problems encountered in meeting these goals.

Goals are our planned results but throughout the program year priorities can change and alter the final outcome totals.

Discuss how these outcomes will impact future annual action plans.

Future annual action plans will be similar projects with developers that will complete them consistent with our goals.

Include the number of extremely low-income, low-income, and moderate-income persons served by each activity where information on income by family size is required to determine the eligibility of the activity.

Number of Households Served	CDBG Actual	HOME Actual
Extremely Low-income	27	0
Low-income	15	16
Moderate-income	0	21
Total	42	37

Table 13 – Number of Households Served

Narrative Information

N/A

CR-25 - Homeless and Other Special Needs 91.220(d, e); 91.320(d, e); 91.520(c)

Evaluate the jurisdiction's progress in meeting its specific objectives for reducing and ending homelessness through:

Reaching out to homeless persons (especially unsheltered persons) and assessing their individual needs

Outreach services to persons living on the streets are primarily provided by Bridgeway, Inc. Targeting the two large urban areas of Elizabeth and Plainfield, workers from Bridgeway meet with homeless individuals wherever they are. Chronic homeless persons who are mentally ill and those with substance abuse issues are provided ongoing case management services. These individuals are provided early linkages to temporary and permanent housing and referral and advocacy for mainstream services such as Social Security, Supplemental Security Income (SSI), welfare assistance and employment services. Others served by this program are referred to appropriate services if they do not suffer from mental illness or substance abuse.

During the winter months, the Elizabeth Coalition to House the Homeless and City of Elizabeth actively provides outreach to individuals living on the street. They provide transportation and immediate shelter, warm clothing and hot meals to all homeless persons. If a particular client is in danger due to health related illness/disability, it will be addressed immediately and appropriately. If the client's primary immediate need is shelter he/she will be transported to an available shelter or hotel/motel.

Outreach to other homeless persons is conducted by individual homeless providers which conduct extensive outreach and constantly interface with private and public entities to obtain and/or receive referrals. Currently, six emergency shelters and municipal and county welfare offices perform outreach.

This process reviews the current status of the client, identifies needed services, and forms the basis of the individual client's overall case service plan. Service plans developed as a result of the assessment process specifically address the issues pertinent to the client, and serve as a case management roadmap that measures progress and vital points of focus. Services are provided by the organizations listed above and the following organizations and agencies.

Union County recognizes it is through effective outreach that homeless persons enter the CoC and are

directed to the component most likely to assure their success in permanent housing. Outreach is planned for persons living on the streets.

Addressing the emergency shelter and transitional housing needs of homeless persons

Emergency shelters and transitional housing form the core of the continuum of the homeless service system. Through the Homeless Coalition, the County will continue to support the development of new facilities and the operation of existing emergency shelters and transitional housing facilities to move homeless families and individuals to permanent supportive housing and independent living.

Helping low-income individuals and families avoid becoming homeless, especially extremely low-income individuals and families and those who are: likely to become homeless after being discharged from publicly funded institutions and systems of care (such as health care facilities, mental health facilities, foster care and other youth facilities, and corrections programs and institutions); and, receiving assistance from public or private agencies that address housing, health, social services, employment, education, or youth needs

The risk of homelessness is more prevalent than ever as a result of today's economic conditions and housing market. Households that lost jobs in the sagging construction, manufacturing, and retail sectors and those who have not been able to secure full-time employment are among those facing homelessness. One of the best methods for addressing homelessness is to prevent the household from losing their housing in the first place.

The Union County Continuum of Care Committee has prepared a list of the services in place for the prevention of homelessness in Union County. Rent and mortgage vouchers are available to eligible persons/families to assist them in maintaining permanent housing by preventing displacement, eviction, or foreclosure. Assistance is contingent upon the availability of funds, and eligibility criteria set by the funding sources. This assistance assures action is not taken against the client once the one-time payment is provided, and the client can reasonably maintain future payments. Assistance is provided by the following groups:

- Catholic Charities of the Archdiocese of Newark
- Community Access Unlimited
- Elizabeth Coalition to House the Homeless
- Family Promise (Union County)
- Plainfield Action Services
- PROCEED, Inc.
- The Salvation Army (Elizabeth)
- The Salvation Army (Plainfield)

- Urban League of Union County

Utility assistance provides direct payment to a utility company or vendor to prevent a shut-off of utilities. The assistance is contingent upon the availability of funds, and the eligibility criteria set by the funding source. Service providers include those listed below:

- Catholic Charities of the Archdiocese of Newark
- Low Income Home Energy Assistance Program (LIHEAP)
- N.J. Shares
- Plainfield Action Services
- PROCEED, Inc.
- The Salvation Army (Elizabeth)
- The Salvation Army (Plainfield)

The County developed and implements a Discharge Coordination Policy to prevent the discharge of persons from medical institutions or other systems of care resulting in homelessness. Discharge policies and programs are in place for the Union County Department of Social Services contract with Catholic Community Services, American Friends Service Committee Life Skills Project and the Bridgeway joint discharge plan with hospital and jail social workers. The County will continue to coordinate consultation between the agencies and institutions to assure viable and realistic policies and programs. The lack of affordable housing in Union County causes the failure of many individuals who are released from institutions and results in increased recidivism.

Helping homeless persons (especially chronically homeless individuals and families, families with children, veterans and their families, and unaccompanied youth) make the transition to permanent housing and independent living, including shortening the period of time that individuals and families experience homelessness, facilitating access for homeless individuals and families to affordable housing units, and preventing individuals and families who were recently homeless from becoming homeless again

Permanent supportive housing (PSH) is a combination of permanent affordable housing with voluntary services that helps people live more stable, productive lives. When developed and implemented well, PSH can be an exceptionally cost-effective way to serve those homeless persons with the greatest challenges. Not only is PSH a humane and compassionate way to provide permanent affordable housing for disabled homeless persons, but it costs no more to operate than it does to serve homeless persons through the traditional, informal network of hospital emergency rooms, jails, and emergency shelters. Beyond the simple monetary savings for communities, PSH has also been shown to contribute to

significant positive outcomes for the people it houses. For example, research indicates that when homeless persons reside in PSH they experience decreases of more than 50% in emergency room visits and hospital inpatient days, decreases in use of emergency detoxification services by more than 80%, and increases in the use of preventative health care services. In addition, PSH tenants experience increases of 50% of earned income and 40% in the rate of participant employment when employment services are provided in supportive housing. In sum, PSH is a humane way to provide permanent affordable housing to homeless persons with the greatest needs.

CR-30 - Public Housing 91.220(h); 91.320(j)

Actions taken to address the needs of public housing

The County works with local public housing agencies to help meet the needs of its residents and housing supply. The County utilizes CDBG funds to support programs that enhance the lives of their residents. In 2020, CDBG funds were used to make ADA improvements at Clifford Case Housing Apartments in Rahway and facility improvements at Scotch Plains Senior Housing Corp. We also provided a nutrition program at the Cranford Housing and youth development programs at the Plainfield Housing Authority through Premier Community Development Corp. Additionally, funding was used to offset the operating deficits associated with public housing units and modernize facilities as well as make capital improvements.

Actions taken to encourage public housing residents to become more involved in management and participate in homeownership

The Housing Authority administrative staff meets with the resident associations monthly to encourage residents to become more involved in management. Potential opportunities for residents and any problems the residents are encountering are discussed. At every board meeting, the agenda includes a scheduled time for the resident associations to meet and discuss items with the board members. Each Housing Authority within the County has positions on their board for Public Housing residents.

Actions taken to provide assistance to troubled PHAs

None of the Public Housing Authorities within the County are designated as troubled.

CR-35 - Other Actions 91.220(j)-(k); 91.320(i)-(j)

Actions taken to remove or ameliorate the negative effects of public policies that serve as barriers to affordable housing such as land use controls, tax policies affecting land, zoning ordinances, building codes, fees and charges, growth limitations, and policies affecting the return on residential investment. 91.220 (j); 91.320 (i)

The County Consortium has identified the public policies that impact the cost of housing and the incentives to develop, maintain and improve affordable housing. Many of these policies fall beyond the Consortium, which has no legal or regulatory authority of its own. Indeed, some of the issues described above are beyond the authority of any single agency or level of government.

Issues that can be addressed at the municipal level include local tax policy, land use controls, building codes fees and charges, growth limits, zoning ordinances and policies that affect the return on residential investment. To varying degrees the Consortium municipalities each have addressed their zoning and land use regulations in an attempt to make them as equitable and open as possible.

Development standards, though they sometimes add costs to construction or rehabilitation, are necessary for the safety and health of residents and are in place in most of the participating jurisdictions. Efforts have been made to streamline and facilitate the permitting process locally by most of the municipalities. Several municipalities employ impact and linkage fees for new development in an attempt to pay for the construction of roads, sewers and other infrastructure improvements required by new development.

Actions taken to address obstacles to meeting underserved needs. 91.220(k); 91.320(j)

- The county will attempt to increase the capacity and coordination of lead-based paint screening and rehabilitation programs.
- The large number of vacant and abandoned properties has a blighting effect on neighborhoods and prevents neighborhood revitalization. To address this, the County will coordinate with municipalities and housing professionals through the Union County Foreclosure Task Force.
- The current credit market makes it difficult for low and moderate income homebuyers to qualify for financing. The County will ensure its homebuyer programs provide counseling assistance to maximize success for potential buyers using federally-funded programs.
- Development costs, such as builder insurance, are higher in low-income neighborhoods. The County will work with developers to determine the appropriate amount of development subsidy for each potential project by conducting a subsidy layering analysis.
- Permanent supportive housing is the largest under-served homeless need. The County will coordinate its resources to continue the development of additional supportive housing units.
- Additional funds needed for capital improvements in neighborhoods. In response, the County will seek to combine limited CDBG funds with other funding sources to increase the sustainability of low-income neighborhoods.

Actions taken to reduce lead-based paint hazards. 91.220(k); 91.320(j)

- The county will attempt to increase the capacity and coordination of lead-based paint screening and rehabilitation programs.
- The large number of vacant and abandoned properties has a blighting effect on neighborhoods and prevents neighborhood revitalization. To address this, the County will coordinate with municipalities and housing professionals through the Union County Foreclosure Task Force.
- The current credit market makes it difficult for low and moderate income homebuyers to qualify for financing. The County will ensure its homebuyer programs provide counseling assistance to maximize success for potential buyers using federally-funded programs.
- Development costs, such as builder insurance, are higher in low-income neighborhoods. The County will work with developers to determine the appropriate amount of development subsidy for each potential project by conducting a subsidy layering analysis.
- Permanent supportive housing is the largest under-served homeless need. The County will coordinate its resources to continue the development of additional supportive housing units.
- Additional funds needed for capital improvements in neighborhoods. In response, the County will seek to combine limited CDBG funds with other funding sources to increase the sustainability of low-income neighborhoods.

Actions taken to reduce the number of poverty-level families. 91.220(k); 91.320(j)

Poverty reduction requires coordination of programming across broad areas including job training and placement, public services, education, and basic skills development. The County's anti-poverty strategy is linked to economic and educational efforts that have been implemented for several years. It is essential to provide the basic skills, training, and education necessary to make a person employable in today's competitive job market. The County works with the Boards of Education to assist persons to obtain high school diplomas or the GED certificate. The County facilitates and supports programs to coordinate training programs provided by public institutions with the needs of employers.

The County also supports the job creation efforts in several of the municipalities (Hillside Township, Plainfield City and Roselle Borough) in the Urban Enterprise Zones (UEZ). The UEZ programs create new employment and capital investment by providing tax incentives and support to new and existing businesses. UEZ provides direct benefits to businesses. Zone resources are placed in a fund specifically for economic and community development projects.

Other education and training programs contribute to reducing poverty. Examples of these include job training and job placement activities sponsored by the Workforce Investment Board, The Welfare to Work Program, day care funding throughout the County, and long-term employment opportunities for severely disabled adults, and life skills development programs. The Vo-tech schools, the community college, and Continuing Education Programs also provide important training and educational opportunities for local residents.

When feasible, Union County will provide job training, employment, and contract opportunities for public housing residents and other low- and moderate-income residents in connection with construction projects funded under the Consolidated Plan. This provision helps foster local economic development, neighborhood economic improvement, and individual self-sufficiency. In this way, the County will comply with Section 3 of the Housing and Urban Development Act of 1968. It is expected that a number of projects selected for Consolidated Plan funding will focus on assisting households in poverty.

Employment programs reach only a part of the poverty population. Many people living in poverty are not employable. The County works cooperatively with public, social, and civic service organizations to develop and implement direct assistance and service delivery programs to improve the quality of life of these persons. This first step in providing health and social services is necessary to enable an unemployed person to become employable.

Actions taken to develop institutional structure. 91.220(k); 91.320(j)

The County of Union will implement the Consolidated Plan and Annual Action Plan through the combined efforts of the County CDBG staff and the County's Community Development Revenue Sharing Committee, the various sub-committees of the Community Development Revenue Sharing Committee and, private, non-profit, and for-profit organizations.

The County's housing and community development programs are administered by the Union County Department of Economic Development – Division of Planning and Community Development and the Union County Department of Human Services. The Department of Economic Development works with the Union County Alliance, an organization of business, education, government, and civic leaders that works for legislative change in the areas of economic and community development; with the Union County Improvement Authority, a public authority working to provide lower cost financing and other incentives for economic development and acquisitions; the Union County College Small Business Institute and Center for Advancement, which develops workforce training, continuing education and curriculum to address the needs of the County workforce, the Union County Economic Development Corporation, a private, non-profit organization specializing in business retention and expansion activities; and the Workforce Investment Board, which reviews and approves all applications for government financing of workforce training programs.

The Union County Department of Human Services delivers programs and services that recognize and respond to the quality of life needs of the County's elderly, poor, unemployed, underemployed and youth populations. The Department serves as the facilitator of the Homeless Continuum of Care System.

The Department's Division of Planning is the coordinator and advisor to the County's Comprehensive Emergency Assistance System (CEAS) Committee, the County's primary planning, coordination and advocacy mechanism relating to homelessness. The composition of the Committee includes county and municipal welfare agency directors, homeless advocates and service providers, public sector representatives, government officials and concerned citizens. It is a standing sub-committee of the

Union County Human Services Advisory Council (HSAC), a board appointed by the Board of Chosen Freeholders that consolidates data pertinent to homeless services and housing – data that is used to develop both.

Union County has worked closely with local non-profit organizations to actively encourage housing programs for very-low, low- and moderate-income persons. The County has been successful in qualifying the following organizations as Community Housing Development Organizations (CHDO's): The Interfaith Council for the Homeless of Union County; the Puerto Rican Organization for Cultural, Economic, and Educational Development (PROCEED); Faith, Bricks and Mortar, Partnerships for People; and the Association of Retarded Citizens of Union County (ARC).

Though these entities work well together, there are opportunities for improved coordination and communication. All agencies involved in these efforts are seeking new ways to better serve their target populations and the general public.

Actions taken to enhance coordination between public and private housing and social service agencies. 91.220(k); 91.320(j)

The County will continue to work with the partners and stakeholders listed above to insure funds are flowing to needed areas of investment.

Identify actions taken to overcome the effects of any impediments identified in the jurisdictions analysis of impediments to fair housing choice. 91.520(a)

Union County has updated its Analysis of Impediments to Fair Housing (AI). The Analysis of Impediments to Fair Housing is a review of an Entitlement jurisdiction's laws, regulations, administrative policies, procedures, and practices to assess how these affect the locations availability and accessibility of housing. It is also a review of conditions, both public and private, affecting fair housing choice. The AI examines existing and potential barriers to fair housing in a community, for all classes protected under the Fair Housing Act, such as lending discrimination, inequities in service delivery; and obstacles to the provision of housing for the effect of any impediments identified. The final AI has been completed and already submitted to HUD.

CR-40 - Monitoring 91.220 and 91.230

Describe the standards and procedures used to monitor activities carried out in furtherance of the plan and used to ensure long-term compliance with requirements of the programs involved, including minority business outreach and the comprehensive planning requirements

In accordance with HUD's Community Planning and Development Notice 03-09, Union County developed a Performance Measurement System designed to measure both the productivity and impact of the Community Development Block Grant Program.

The County's "Union County Measuring-Up Performance Matrix" performance measurement system has begun to be used in Program Year 2020. This new system will capture output and outcome information on each of the following

- Suitable Living Environment/Neighborhood Revitalization through the Multi-Jurisdictional Housing Rehab Program by measuring Number of housing units assisted that have eliminated at least one significant health and safety deficiency as a result of housing rehabilitation, as defined by local codes
- Affordable Housing through tracking number of unit years of affordability in rental projects, based on the investment of HOME dollars
- Economic Revitalization/Economic Opportunities through tracking decrease in abandoned or non-revenue producing properties (new homes/units)
- Downpayment Assistance through tracking increase in minority homeownership rates and neighborhood revitalization activities
- Activities to End Chronic Homelessness by tracking outcome information from our Emergency Shelter Grant Program (ESG), in addition to several other performance measurement areas

The Department of Economic Development will be responsible for most performance measurement activities and will incorporate measurement standards and methods into the process of awarding funds, allocating resources to programs and agencies and obtaining completion reports from those programs and agencies. The standard Grant Agreement specifies the required activities and conditions which must be met in order to carry out grant programs, including compliance with statutory and regulatory requirements. The monitoring requirements and procedures under this Consolidated Plan will build upon existing monitoring systems and experience in administering federal and state programs and funds.

The Department administers the CDBG, HOME, and Section 8 Housing Assistance Payment Programs, and executes a housing rehabilitation program for homes owned by very-low, low- and moderate-income persons. The Union County Department of Human Services administers the ESG Supportive

Housing programs.

The County's standards and procedures for monitoring are designed to ensure that:

- 1) objectives of the National Affordable Housing Act are met
- 2) program activities are progressed in compliance with the specifications and schedule for each program
- 3) recipients are in compliance with other applicable laws, implementing regulations, and with the requirements to affirmatively further fair housing and minimize displacement of low-income households

Both the Action Plan and the Consolidated Plan will be monitored through the use of checklists and forms that are currently used to facilitate uniform monitoring of program activity. The Division will identify performance measures in advance of allocating funds. Each description of projects and activities will contain the specific measures by which the project will be evaluated. The strategies presented earlier each present measures that can or may be employed. Measures will be kept as simple and direct as possible.

Monitoring will occur through regular telephone and on-site monitoring visits. These visits will occur as necessary, but at least once a year. On all housing rehabilitation activities an inspection is made to insure housing code compliance.

All sub-recipients must identify the personnel working on the project, keep accurate records and filing systems to document program benefits and compliance, maintain an appropriate financial management system, submit to an audit, and submit a final report as a closeout procedure.

Citizen Participation Plan 91.105(d); 91.115(d)

Describe the efforts to provide citizens with reasonable notice and an opportunity to comment on performance reports.

To solicit public input during the planning process, the County follows its adopted Citizen Participation Plan (CPP). This includes holding a number of public meetings and hearings, publishing notice of opportunities to participate, and publishing the plan for a period of thirty days for review.

CR-45 - CDBG 91.520(c)

Specify the nature of, and reasons for, any changes in the jurisdiction's program objectives and indications of how the jurisdiction would change its programs as a result of its experiences.

HUD allocated special Community Development Block Grant-Coronavirus (CDBG-CV) funds for Entitlement Entities. The County of Union received \$2,770,145 in CDBG-CV funds through the CARES Act passed in response to the COVID-19 pandemic. The entitlement funds were used to prevent, prepare & respond to COVID-19. As part of the response, the County amended the 2019-2020 Consolidated Action Plan. The following, details the amendments that were proposed.

The proposed activities for CDBG-CV met one of the three National Objectives as required by CDBG regulation:

- Benefit low-and moderate income persons
- Aid in the prevention or elimination of slums or blight, and
- Meet an urgent need

COVID-19 Housing Assistance Program – Funds were used to provide housing assistance to low & moderate-income households located within the jurisdiction of the Union County CDBG program. The assistance was used for up to three (3) consecutive months & the payments went directly to the landlord or mortgage/management company. This activity was administered by three (3) local non-profits who currently run housing assistance programs.

CDBG-CV - Program Admin - Up to twenty (20) percent of a recipient's allocation was used for administrative activities. These include general management, oversight, & coordination; reporting on the program; the cost of providing training on CDBG-CV requirements & attending HUD sponsored trainings; the costs of preparing & amending the Annual Action Plan, & CAPER; and the costs of carrying out environmental review responsibilities.

ESG-CV –Funds were used to provide emergency shelter nights w/case management support to stabilize program participants; street outreach as a bridge to link consumers with the CoC system for homelessness services; Homeless Management Information System (HMIS) to provide staff for HMIS data entry & equipment; Rapid Re-Housing to provide individuals/families experiencing homelessness & need temporary assistance in order to obtain housing & retain it; and Homelessness Prevention to individuals/ families who are currently in housing but are at risk of becoming homeless & need temporary rent/utility assistance or help moving to another unit.

Does this Jurisdiction have any open Brownfields Economic Development Initiative (BEDI) grants?

No

[BEDI grantees] Describe accomplishments and program outcomes during the last year.

CR-50 - HOME 91.520(d)

Include the results of on-site inspections of affordable rental housing assisted under the program to determine compliance with housing codes and other applicable regulations

Please list those projects that should have been inspected on-site this program year based upon the schedule in §92.504(d). Indicate which of these were inspected and a summary of issues that were detected during the inspection. For those that were not inspected, please indicate the reason and how you will remedy the situation.

The County was granted a waiver from HUD for on site inspections due to COVID-19. We did not perform any inspections as per the CARES Act.

Provide an assessment of the jurisdiction's affirmative marketing actions for HOME units. 92.351(b)

The Union County Participating Jurisdiction has developed procedures which insure long-term adherence to the Affirmative Marketing rules described in 24CFR92.351. Each HOME Investment Partnerships Agreement, including those with other governmental bodies, for-profit developers, non-profit sponsors, and certified CHDO's, contains procedures requiring a specific plan for how the sponsor will affirmatively market the project in accordance with 24CFR92.351. Occupancy and admission requirements are presented and made part of the Partnerships Agreement.

Refer to IDIS reports to describe the amount and use of program income for projects, including the number of projects and owner and tenant characteristics

N/A

Describe other actions taken to foster and maintain affordable housing. 91.220(k) (STATES ONLY: Including the coordination of LIHTC with the development of affordable housing). 91.320(j)

N/A

CR-60 - ESG 91.520(g) (ESG Recipients only)

ESG Supplement to the CAPER in *e-snaps*

For Paperwork Reduction Act

1. Recipient Information—All Recipients Complete

Basic Grant Information

Recipient Name	UNION COUNTY
Organizational DUNS Number	086217044
EIN/TIN Number	226002481
Identify the Field Office	NEWARK
Identify CoC(s) in which the recipient or subrecipient(s) will provide ESG assistance	Elizabeth/Union County CoC

ESG Contact Name

Prefix	Ms
First Name	Christina
Middle Name	M
Last Name	Topolosky
Suffix	0
Title	CoC Coordinator

ESG Contact Address

Street Address 1	Union County Administration Building
Street Address 2	10 Elizabethtown Plaza, 4th flr
City	Elizabeth
State	NJ
ZIP Code	-
Phone Number	9085274839
Extension	0
Fax Number	9085582562
Email Address	ctopolosky@ucnj.org

ESG Secondary Contact

Prefix
First Name
Last Name
Suffix
Title
Phone Number
Extension
Email Address

2. Reporting Period—All Recipients Complete

Program Year Start Date 08/01/2019
Program Year End Date 07/31/2020

3a. Subrecipient Form – Complete one form for each subrecipient

Subrecipient or Contractor Name: THE SALVATION ARMY

City: Elizabeth

State: NJ

Zip Code: 07201, 2510

DUNS Number: 062517941

Is subrecipient a victim services provider: N

Subrecipient Organization Type: Faith-Based Organization

ESG Subgrant or Contract Award Amount: 44610

Subrecipient or Contractor Name: ELIZABETH COALITION TO HOUSE THE HOMELESS

City: Elizabeth

State: NJ

Zip Code: 07201, 2874

DUNS Number: 018019641

Is subrecipient a victim services provider: N

Subrecipient Organization Type: Other Non-Profit Organization

ESG Subgrant or Contract Award Amount: 116543

Subrecipient or Contractor Name: URBAN LEAGUE OF UNION CO.

City: Elizabeth

State: NJ

Zip Code: 07208, 3711

DUNS Number: 010906279

Is subrecipient a victim services provider: N

Subrecipient Organization Type: Other Non-Profit Organization

ESG Subgrant or Contract Award Amount: 11334

Subrecipient or Contractor Name: YWCA OF EASTERN UNION CO.

City: Elizabeth

State: NJ

Zip Code: 07201, 2440

DUNS Number: 052559929

Is subrecipient a victim services provider: Y

Subrecipient Organization Type: Faith-Based Organization

ESG Subgrant or Contract Award Amount: 16074

Subrecipient or Contractor Name: YMCA OF EASTERN UNION CO.

City: Elizabeth

State: NJ

Zip Code: 07201, 2478

DUNS Number: 085659811

Is subrecipient a victim services provider: N

Subrecipient Organization Type: Faith-Based Organization

ESG Subgrant or Contract Award Amount: 46311

Subrecipient or Contractor Name: Bridgeway Rehabilitation Services, Inc.

City: Elizabeth

State: NJ

Zip Code: 07208, 3409

DUNS Number: 039391719

Is subrecipient a victim services provider: N

Subrecipient Organization Type: Other Non-Profit Organization

ESG Subgrant or Contract Award Amount: 27022

Subrecipient or Contractor Name: Family Promise

City: Summit

State: NJ

Zip Code: 07901, 3690

DUNS Number: 787036284

Is subrecipient a victim services provider: N

Subrecipient Organization Type: Faith-Based Organization

ESG Subgrant or Contract Award Amount: 45006

Subrecipient or Contractor Name: Central Jersey Legal Services

City: New Brunswick

State: NJ

Zip Code: 08901, 2008

DUNS Number: 067822668

Is subrecipient a victim services provider: N

Subrecipient Organization Type: Other Non-Profit Organization

ESG Subgrant or Contract Award Amount: 6000

Subrecipient or Contractor Name: PROCEED, Inc.

City: Elizabeth

State: NJ

Zip Code: 07201, 2401

DUNS Number: 043980531

Is subrecipient a victim services provider: N

Subrecipient Organization Type: Other Non-Profit Organization

ESG Subgrant or Contract Award Amount: 43886

CR-65 - Persons Assisted

4. Persons Served

4a. Complete for Homelessness Prevention Activities

Number of Persons in Households	Total
Adults	41
Children	25
Don't Know/Refused/Other	0
Missing Information	0
Total	66

Table 16 – Household Information for Homeless Prevention Activities

4b. Complete for Rapid Re-Housing Activities

Number of Persons in Households	Total
Adults	73
Children	71
Don't Know/Refused/Other	0
Missing Information	0
Total	144

Table 17 – Household Information for Rapid Re-Housing Activities

4c. Complete for Shelter

Number of Persons in Households	Total
Adults	451
Children	83
Don't Know/Refused/Other	0
Missing Information	0
Total	534

Table 18 – Shelter Information

4d. Street Outreach

Number of Persons in Households	Total
Adults	89
Children	0
Don't Know/Refused/Other	0
Missing Information	0
Total	89

Table 19 – Household Information for Street Outreach

4e. Totals for all Persons Served with ESG

Number of Persons in Households	Total
Adults	654
Children	179
Don't Know/Refused/Other	0
Missing Information	0
Total	833

Table 20 – Household Information for Persons Served with ESG

5. Gender—Complete for All Activities

	Total
Male	246
Female	583
Transgender	4
Don't Know/Refused/Other	0
Missing Information	0
Total	833

Table 21 – Gender Information

6. Age—Complete for All Activities

	Total
Under 18	139
18-24	40
25 and over	654
Don't Know/Refused/Other	0
Missing Information	0
Total	833

Table 22 – Age Information

7. Special Populations Served—Complete for All Activities

Number of Persons in Households				
Subpopulation	Total	Total Persons Served – Prevention	Total Persons Served – RRH	Total Persons Served in Emergency Shelters
Veterans	12	1	0	11
Victims of Domestic Violence	42	0	3	39
Elderly	78	1	7	70
HIV/AIDS	12	0	0	12
Chronically Homeless	45	0	5	40
Persons with Disabilities:				
Severely Mentally Ill	131	0	5	126
Chronic Substance Abuse	37	0	0	37
Other Disability	361	1	12	348
Total (Unduplicated if possible)	718	3	32	0

Table 23 – Special Population Served

CR-70 – ESG 91.520(g) - Assistance Provided and Outcomes

10. Shelter Utilization

Number of New Units - Rehabbed	0
Number of New Units - Conversion	0
Total Number of bed-nights available	0
Total Number of bed-nights provided	0
Capacity Utilization	0.00%

Table 24 – Shelter Capacity

11. Project Outcomes Data measured under the performance standards developed in consultation with the CoC(s)

873 County residents were provided homeless assistance services. This grant funds a wide variety of services to Union County residents who met the income eligibility guidelines (30% of the Area Median Income). Services included emergency shelter; meals for shelter residents; street outreach; staffing for data system entry; rapid re-housing case management services; rapid re-housing cash assistance for rent/utilities; homelessness prevention case management services and homelessness prevention cash assistance for rent/utilities. All funded providers work in collaboration with other agencies within the CoC to ensure that all persons served success in obtaining and maintaining self-sufficiency through housing.

CR-75 – Expenditures

11. Expenditures

11a. ESG Expenditures for Homelessness Prevention

	Dollar Amount of Expenditures in Program Year		
	2017	2018	2019
Expenditures for Rental Assistance	0	5,727	18,275
Expenditures for Housing Relocation and Stabilization Services - Financial Assistance	0	0	0
Expenditures for Housing Relocation & Stabilization Services - Services	0	6,000	0
Expenditures for Homeless Prevention under Emergency Shelter Grants Program	0	0	0
Subtotal Homelessness Prevention	0	11,727	18,275

Table 25 – ESG Expenditures for Homelessness Prevention

11b. ESG Expenditures for Rapid Re-Housing

	Dollar Amount of Expenditures in Program Year		
	2017	2018	2019
Expenditures for Rental Assistance	0	30,867	50,548
Expenditures for Housing Relocation and Stabilization Services - Financial Assistance	0	0	0
Expenditures for Housing Relocation & Stabilization Services - Services	0	6,431	16,676
Expenditures for Homeless Assistance under Emergency Shelter Grants Program	0	0	0
Subtotal Rapid Re-Housing	0	37,298	67,224

Table 26 – ESG Expenditures for Rapid Re-Housing

11c. ESG Expenditures for Emergency Shelter

	Dollar Amount of Expenditures in Program Year		
	2017	2018	2019
Essential Services	0	14,438	45,561
Operations	0	57,247	72,656
Renovation	0	0	0

Major Rehab	0	0	0
Conversion	0	0	0
Subtotal	0	71,685	118,217

Table 27 – ESG Expenditures for Emergency Shelter

11d. Other Grant Expenditures

	Dollar Amount of Expenditures in Program Year		
	2017	2018	2019
Street Outreach	0	11,259	15,762
HMIS	0	1,889	3,450
Administration	0	0	0

Table 28 - Other Grant Expenditures

11e. Total ESG Grant Funds

Total ESG Funds Expended	2017	2018	2019
	0	133,858	222,928

Table 29 - Total ESG Funds Expended

11f. Match Source

	2017	2018	2019
Other Non-ESG HUD Funds	0	0	0
Other Federal Funds	0	0	127,133
State Government	0	0	182,378
Local Government	0	0	5,667

Private Funds	0	0	15,183
Other	0	0	63,329
Fees	0	0	0
Program Income	0	0	0
Total Match Amount	0	0	393,690

Table 30 - Other Funds Expended on Eligible ESG Activities

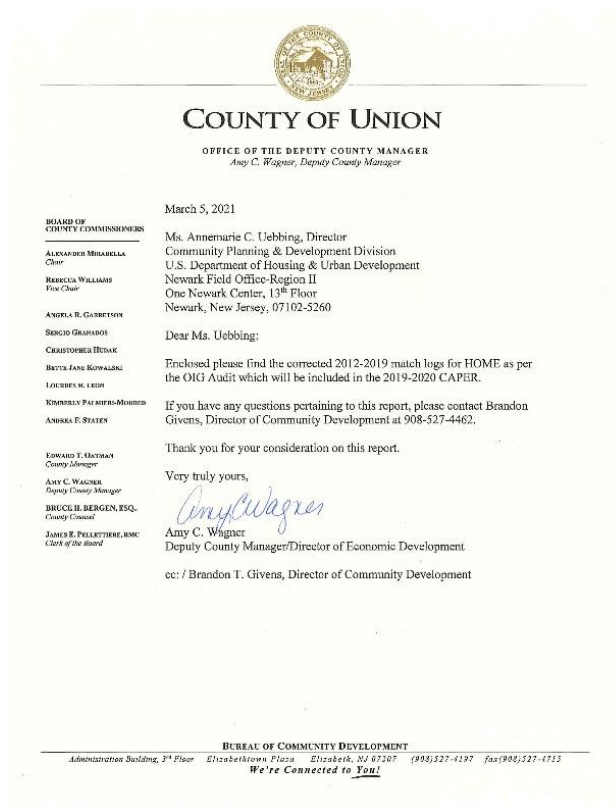
11g. Total

Total Amount of Funds Expended on ESG Activities	2017	2018	2019
	0	133,858	616,618

Table 31 - Total Amount of Funds Expended on ESG Activities

Attachment

2012-2019 HOME Match Log Reports



CHB Approval No. 2506-0171
(exp. 12/31/2012)

form HUD-40107-A (12/84)

OMB App. No. 2508-0171
(exp. 12/31/2012)

form KUP-00107-A (12/94)

OMB App. No. 2506-0171
(exp. 12/31/2012)

[illegible]

OMB App. No. 2506-0171
(exp. 12/31/2012)

[illegible]

[illegible][illegible]

CAPER YR45 Public Notice

PUBLIC NOTICE

**PUBLIC NOTICE
COUNTY OF UNION
CONSOLIDATED ANNUAL PERFORMANCE AND EVALUATION REPORT
FISCAL YEAR 2019**

NOTICE OF AVAILABILITY

Pursuant to the requirements of the U.S. Department of Housing and Urban Development's (HUD) Consolidated Plan regulations (24 CFR 91.520), the County of Union, New Jersey is providing notice of the availability of its Consolidated Annual Performance and Evaluation Report (CAPER). The original submission deadline was October 30, 2020, however, an extension was granted as part of the CARES Act, with a new submission deadline of January 30, 2021. The report covers activities funded by HUD's Community Development Block Grant (CDBG), HOME Investment Partnerships (HOME), and the Emergency Solutions Grant (ESG) programs during the Fiscal Year 2019 (August 1, 2019 through July 31, 2020).

In August 2019, the County of Union submitted its Fiscal Year 2019 Consolidated Action Plan for affordable housing, homelessness, and its community development and economic development activities designed to address its priority needs; including: the provision of decent housing and support services, the provision of a suitable living environment, and the expansion of economic opportunities. The CAPER covers the actions taken to address the needs outlined in the Consolidated Action Plan, the accomplishments made, and an assessment of the program's overall performance.

A draft copy of the CAPER is available for public review online at <https://ucnj.org/departments-of-economic-development/bureau-of-community-development/>. Residents wishing to submit comments during the public review and comment period may do so by emailing Charlene Bathelus at cbathelus@ucnj.org. All commentary received will be included in the final report. Commentary period will last for fifteen days, ending at 4:30 p.m. on **February 1, 2021**.

**Brandon Givens, Director
Community Development
Department of Economic Development
County of Union**



PUBLIC NOTICE
COUNTY OF UNION
CONSOLIDATED ANNUAL PERFORMANCE
AND EVALUATION REPORT
FISCAL YEAR 2019
NOTICE OF AVAILABILITY

Pursuant to the requirements of the U.S. Department of Housing and Urban Development's (HUD) Consolidated Plan regulations (24 CFR 91.570), the County of Union, New Jersey is providing notice of the availability of its Consolidated Annual Performance and Evaluation Report (CAPER). The original submission deadline was October 30, 2020; however, an extension was granted as part of the CARES Act, with a new submission deadline of January 30, 2021. The report covers activities funded by HUD's Community Development Block Grant (CDBG), HOME Investment Partnerships (HOME), and the Emergency Solutions Grant (ESG) programs during the Fiscal Year 2019 (August 1, 2019 through July 31, 2020).

In August 2019, the County of Union submitted its Fiscal Year 2019 Consolidated Action Plan for affordable housing, homelessness, and its community development and economic development activities designed to address its priority needs including: the provision of decent housing and support services, the provision of a suitable living environment, and the expansion of economic opportunities. The CAPER covers the actions taken to address the needs outlined in the Consolidated Action Plan, the accomplishments made, and an assessment of the program's overall performance.

A draft copy of the CAPER is available for public review online at <https://ucnj.org/departments/economic-development/bureau-of-community-development/>. Residents wishing to submit comments during the public review and comment period may do so by emailing Charlene Barthelus at charlens@ucnj.org. All commentary received will be included in the final report. Commentary period will last for fifteen days, ending at 4:00 p.m. on February 3, 2021.

Brandon Givens, Director
Community Development
Department of Economic Development
County of Union

1/18/2021 \$100.75

COUNTY OF UNION, NEW JERSEY
ADMINISTRATION BUILDING, ELIZABETH, NJ 07207

DEPARTMENT OF ECONOMIC DEVELOPMENT
Division of Community Services

MEMO TO: NJ Advance Media / Legal Department
(Via e-mail legalads@njadvancemedia.com)
FROM: Brandon Givens, Director
Division of Community Services
RE: PUBLIC NOTICE (CAPER FY 2019)
DATE: January 13, 2021

Please publish the attached public notice in the COUNTY SECTION of the paper on Monday, January 18th.

Thank You.

Please send *signed invoice* to:

County of Union
Division of Community Services
Administration Bldg., 3rd Floor
Elizabethtown Plaza
Elizabeth, NJ 07207
Attn: Rosa Santos

Should you not receive all of the information indicated, and /or have any questions, please call Rosa at (908) 527-4197 or email at rsantos@ucnj.org

****PLEASE USE STAR LEDGER ACCOUNT #1130834**

COUNTY OF UNION, NEW JERSEY
ADMINISTRATION BUILDING, ELIZABETH, NJ 07207

DEPARTMENT OF ECONOMIC DEVELOPMENT
Division of Community Services

MEMO TO: LaVoz Newspaper
(Via e-mail LaVozNJ@aol.com)
FROM: Brandon Givens, Director
Division of Community Services
RE: PUBLIC NOTICE (CAPER FY 2019)
DATE: January 13, 2021

Please publish the attached public notice in the paper on Thursday, January 21st.
28TH

Thank you.

Please send invoice to:

County of Union
Division of Community Services
Administration Building, 3rd Floor
Elizabethtown Plaza
Elizabeth, NJ 07207
Attn: Rosa Santos

Should you not receive all of the information indicated, and /or have any questions,
please call Rosa at (908) 527-4197 or email at rsantos@ucnj.org

CAPER YR45 Summary of Accomplishments ÿ Affirmative Marketing Program

CAPER YR 45

SUMMARY OF ACCOMPLISHMENTS

**COUNTY OF UNION
CONSOLIDATED ANNUAL PERFORMANCE AND EVALUATION REPORT
FISCAL YEAR 2019**

Executive Summary

The Consolidated Annual Performance and Evaluation Report (CAPER) details the County of Union accomplishments during Fiscal Year 2019 (August 1, 2019 -- July 31, 2020) towards meeting the goals outlined in the County's Five Year Consolidated Plan (2015 - 2019). The CAPER reports on activities funded by the U.S. Department of Housing and Urban Development (HUD) for the Community Development Block Grant Program (CDBG), HOME Program and Emergency Shelter Grant (ESG) programs.

HUD Funding Amounts

\$4,518,881.00	Community Development Block Grant Funds (CDBG)
\$1,161,189.00	HOME Investment Partnerships Program (HOME)
\$ 379,822.00	Emergency Solutions Grants (ESG)

General Goals

The Union County Consortium Consolidated Plan 2015-2019 outlines community housing and economic development goals and objectives for this five year period. This document identifies three basic goals against which HUD will evaluate the Consolidated Plan and the local jurisdiction's performance. Each of these goals must benefit primarily HUD eligible households (very low, low and moderate income). Very low income is defined as less than 30 percent of Median Family Income, Low Income as between 30 and 50 percent of Median Family Income, and Moderate Income as between 50 and 80 percent of Median Family Income.

These goals are:

- Provide decent housing
- Provide a suitable living environment
- Provide expanded economic opportunities

This CAPER Report documents the activities undertaken during this program year to meet these goals and continue the overall housing strategies set forth in the 2015-2019 Consolidated Plan.

Program Objectives

There are several areas of specific needs which emerge from the analysis of the community, its needs, as well as market conditions. These needs, translated into tangible objectives are:

- Stabilization and improvement of neighborhoods
- Maintenance and improvement of the existing housing stock
- Continued support of programs for the homeless, especially in the areas of prevention and of transitioning to independent living
- Continued support for provision of services & improvements to those individuals and groups with special needs, such as the elderly, the disabled, and first time homebuyers
- Continued support of key public service programs, the improvement of public facilities and infrastructure
- Implementation of economic development initiatives in support of and in coordination with county and state programs and entities
- Execution of anti-poverty efforts that support and build on existing programs, relate to economic development efforts, and integrate job training and placement, welfare to work initiatives, and other programs aimed at improving opportunities for economic self-sufficiency
- Continued efforts to expand housing and homeownership opportunities

Performance Measures

Consistent with HUD regulations and in an effort to better demonstrate the benefits derived from the programs funded by HUD, this report will quantify beneficiaries and outcomes from projects funded in the County of Union by the CDSG, HOME and ESG grants.

All projects have been classified into meeting one of the three goals listed below:

- Decent Housing
- Suitable Living Environment
- Creating Economic Opportunities

All projects have been further classified into achieving one of the following three potential outcome measures:

- Availability/Accessibility
- Affordability
- Sustainability

All of the projects funded are consistent with the goals and objectives identified in the 2019 Action Plan.

The specific achievements of each project are described in the IDIS reports included in this report. The IDIS reports contain the specific measurements required including: summary/description of project; objective; outcome; funding sources; organization carrying out the activity; form of assistance and beneficiaries by ethnic and economic status, to name a few categories.

Citizen Participation Requirements

In accordance with the Consolidated Plan regulations, the County of Union has made this Consolidated Annual Performance and Evaluation Report available to the public for examination and comment for a period of fifteen (15) days prior to its submission to the New Jersey State Office of HUD. The citizen participation period ended on February 5, 2021 and no comments were received. The original submission deadline was October 30, 2020, however, an extension was granted as part of the CARES Act, with a new submission deadline of January 30, 2021.

Summary of Accomplishments

CDBG, HOME, ESG

Community Development Block Grant Program

Below is a summary of accomplishments for the CDBG program during this reporting period:

Housing

Home Improvement Programs

Funds were utilized to provide income eligible homeowners improvements on their home such as: the repair or replacement of substandard heating, electrical and plumbing systems, structural repairs, repairs to correct code violations, energy saving measures such as insulation, new windows and storms doors.

A total of 45 housing units were rehabilitated through the following programs

<u>Municipality</u>	<u>Approx. Completed</u>
Countywide Home Improvement	9
Linden Home Improvement	6
Plainfield Comprehensive Housing	16
Rahway Home Improvement	<u>17</u>
Total	48

No Handyman Program in Year 45

Facilities Improvements

A total of **\$477,000** was allocated for facility projects. Some of the accomplishments are as follows:

Senior Housing Corporation of Scotch Plains was funded **\$30,000** for the purchase and installation of new windows.

Westfield Community Center was funded **\$35,000** for duct work & LED lighting installation.

Cerebral Palsy League was funded **\$45,000** to purchase and install new flooring within one of the two area of the building.

Rahway Housing Clifford Case Apartment was funded **\$15,000** to create a fully ADA compliant apartment.

Rahway JFK Community Center was funded **\$20,000** for the installation of gym doors.

Hillside Buie Center was funded **\$50,530** to replace the roof.

Kenilworth Borough Hall was funded **\$20,000** to remodel Handicapped ADA restroom.

New Providence Decorso Center was funded **\$15,000** to replace/kitchen equipment.

Plainfield Neighborhood House was funded **\$35,000** to replace the gym floor.

Plainfield Second Street Youth Center was funded **\$34,000** to install automated parking gates.

Summit Housing Authority was funded **\$30,000** for senior housing facility improvements.

Westfield YMCA was funded **\$10,000** for ADA Compliant individual locker rooms. As a result of COVID 19, funds were used for the purchase and installation of HVAC filter anti COVID 19 equipment.

Public Improvements

A total of **\$1,288,000** was allocated for projects. Some of the accomplishments are as follows:

Clark, Cranford and Kenilworth utilized **\$18,000** each for curb cuts and ramps at various locations within each municipality for the purpose of complying with ADA codes.

Linden utilized **\$230,000** of CDBG funding for various streets, curbs and sidewalk improvements.

Hillside utilized **\$140,000** of CDBG funding for resurfacing various streets that had deteriorated.

Plainfield utilized a total of **\$405,000** CDBG funding for three (3) projects covering street rehabilitation, playground and drainage improvements.

Rahway utilized **\$239,000** of CDBG funds for the rehabilitation of deteriorated streets at various locations within the city proper.

Public Services

A total of **\$580,000** was allocated for projects. Some of the accomplishments are as follows:

Child Care Services

Over **1,112** children Countywide from low to moderate income families were provided with daycare programs; as well as afterschool and summer programs. The after school programs provided homework and reading assistance, tutoring, cultural and recreational activities. The summer programs the children were provided activities such as swimming, arts and crafts, field trips and other recreational services. This funding allowed parents the opportunity to work without having to worry about their children receiving quality care.

Emergency Shelter Services

To address homelessness in the County, **252** individuals were served by programs such as **Family Promise, Fish Hospitality, Gateway YMCA of Eastern Union County and YWCA of Union County**. These programs provide case management, counseling, follow-up services, hot meals, transitional housing, one-time rental assistance payments, transportation, clothing, assistance with job and apartment searches and medical care to persons who are homeless and are homeless due to abusive family members.

Food Pantry Program

Linden Food Pantry LINCS and **The Salvation Army Hygiene Pantry** programs have served approximately **1,414** people and families with essential food and health care products. These programs have helped to support hard working families in their biggest time of need. This population consists of low-income and no income residents of Union County.

Handicapped Services

Approximately **2,275** Handicapped individuals were served in the County of Union with programs that provided individuals with rehabilitation services promoting physical, emotional and cognitive development and assuring their safety and wellbeing. Program included **County of Union Recreation Program for Disabled Adults, ARC of Union County Adult Medical Day Care, Cerebral Palsy, Occupational Center of Union County, Shut-In Council for Disabled Care Services in Plainfield and Westfield Y Adult Special Needs Program**; providing individuals with rehabilitation services promoting physical, emotional and cognitive development and assuring their safety and wellbeing. These programs provided services to low and moderate income families who would not be able to afford these programs and also allows other family members the chance to work which otherwise would not be possible.

Maternal & Child Health Care Services

Over 65 parents and their children were able to participate in Hillside's **Maternal Child Health Care Program**. Public nursing staff provided counseling services, medical screening and referrals to appropriate resources as needed. Children care wellness was also provided on a monthly basis, which included vaccinations administered by physicians to ensure proper immunizations protection, lead screening and more. A Health Fair was also held which administered immunizations for children, flu shots for children, eye screening and lead screening.

Mental Health Services

To address mental health in the County, approximately 50 individuals were served by programs such as **Jewish Family Services of Central NJ** and **United Family & Children Services**.

Senior Citizens Social Service Programs

Approximately 12,158 Senior Citizens throughout the County received a variety of cultural, educational, nutritional, medical, health related, and recreational programs and the following benefits during the contract year: health benefits included educational presentations by guest speakers on topics of maintaining wellness and fitness through nutrition and exercise, health aide services to seniors who are unable to attend outside programs showing them how to live safely in their homes and prevent nursing home placement or hospitalization, health assessments including weight and vital signs, cardiovascular, diabetic, urinary, mental health, skin and wound healing and much more.

Recreational benefits included Arts & Crafts workshops, Line Dancing, Bingo, Tai Chi, Yoga and Zumba just to name a few. Seniors also had the opportunity to participate in special events such as a Fashion Show and Holiday Party.

Transportation benefits included pick up and drop off service to various senior programs as well as weekly trips to food markets, doctor appointments, post office, hair appointments and many more events.

These programs enable the seniors to have a more enjoyable life in addition to giving them the opportunity to socialize with other individuals which promotes a better quality of life.

Teen Programs

Over 550 teens were assisted in achieving a better quality of life by several agencies and programs including the, the **Boys and Girls Club of Plainfield**, **Buie Center Youth Recreation Program in Hillside**, **Second Street Youth Center Afterschool Program** and **Teen Resource Program in Plainfield** and the **Institute of Music Summer Program**.

United Way of Greater Union County

The County of Union and **United Way of Greater Union County** partnered to administer a project called the "Family Strengthening Program". Community Development funds in the amount of \$146,000 was provided to the United Way for this program. This program is designed to support family strengthening activities for the most vulnerable and at-risk population in Union County. Funds were spent on quality child care services, services for battered and abused children, disabled services, homeless prevention, youth services, domestic violence programs, and mental health/counseling services.

Fifteen agencies working directly with United Way provided a coordinated systematic approach to delivering the various services. The agencies included: HomeFirst, Cerebral Palsy League, Occupational Center of Union County, YMCA of Eastern Union County, ARC of Union County, Catholic Charities, Community Coordinated Child Care, Kings Daughter Day Care, Neighborhood House Association, Rahway Community Action Organization, Rahway Day Care, Roselle Day Care, Holy Redeemer Home Care, Jewish Family Services, and United Family and Children's Services.

Housing Counseling Agencies

A total of **\$87,000** was allocated to Counseling Agencies.

The County of Union has utilized the services of two HUD certified Housing Counseling Agencies – **Urban League** and **Faith, Bricks and Mortar**. Both have expanded their services beyond regular counseling services to include foreclosure, rental and mortgage issues. These agencies are CBDO (Community Based Development Organization) agencies.

Economic Development

A total of **\$155,000** was allocated to the **Union County Economic Development Corporation** to provide technical assistance to businesses and to administer a loan program.

Analysis of Impediments

Union County has updated its Analysis of Impediments to Fair Housing (AI). The Analysis of Impediments to Fair Housing is a review of an Entitlement jurisdiction's laws, regulations, administrative policies, procedures, and practices to assess how these affect the locations, availability and accessibility of housing. It is also a review of conditions, both public and private, affecting fair housing choice. The AI examines existing and potential barriers to fair housing in a community, for all classes protected under the Fair Housing Act, such as lending discrimination, inequities in service delivery; and obstacles to the provision of housing for the effect of any impediments identified. The final AI has been completed and already submitted to HUD.

NARRATIVE STATEMENTS

a. Assessment of Three to Five Year Goals and Objectives

The Department of Housing and Urban Development (HUD) Community Development Block Grant (CDBG) program provides financial assistance to state, cities, and counties in support of a variety of housing, community, and economic development projects. These projects range from assisting senior citizens to repairing and building roads, bridges and other infrastructures.

The primary objective of the CDBG program is the development of viable urban communities through the provision of decent housing, suitable living environments, and economic opportunities, principally to benefit persons of low and very low-income.

Union County's priority housing and community development needs include:

- the provision of safe and decent housing;
- assisting the homeless and persons at-risk of homelessness obtain housing;
- increasing access to quality public and private facilities;
- providing for the revitalization of deteriorating neighborhoods;
- the expansion of economic opportunities;
- providing employment accessibility;
- fostering capital investment that promotes long term economic growth.

Priorities for homelessness alleviation include:

- the increasing the number of transitional facilities and companion services engaging in preventative measures to preclude further increases in homelessness;
- expanding the number of support services;
- expanding the number of facilities for the homeless.

Priorities for affordable housing include:

- increase accessibility to safe affordable housing;
- assure the continuation of adequate housing stock;
- preserve the existing supply of affordable housing.

Union County's priority for economic development includes:

- the continuation of low unemployment;
- provide increased year-round employment opportunities;
- enhance the tax base by encouraging compatible industrial, commercial, office and retail facilities to locate or expand in Union County;
- the development of new jobs skills and labor markets;
- the revitalization and maintenance of the existing commercial and industrial base and facilities.

As illustrated in the descriptive analysis of each project contained in the IDIS reports sections of this CAPER, the activities listed in the County's 2019 Consolidated Plan/ Action Plan were consistent with aforementioned County objectives.

To ensure all CDBG, HOME, and ESG programs met the requirements as set forth in the 2019 Consolidated Plan / Action Plan, Union County brought together both public and private housing coordinators, community leaders, and business leaders. Also, when feasible, CDBG, HOME and ESG projects were planned in conjunction with individual neighborhood preservation, affordable housing and housing rehabilitation projects.

Geographic Location of Community Development Block Grant Investments

The Geographic area in which Union County directed assistance included: the Township of Berkeley Heights, Township of Clark, Township of Cranford, Borough of Fanwood, Borough of Garwood, Township of Hillside, Borough of Kenilworth, City of Linden, Borough of Mountainside, Borough of New Providence, City of Plainfield, City of Rahway, Borough of Roselle, Borough of Roselle Park, Township of Scotch Plains, Township of

Springfield, City of Summit, Town of Westfield, and Township of Winfield. These nineteen (19) municipalities comprise an Urban County for Community Development Block Grant entitlements. The Urban County and the Township of Union have formed an Urban County Consortium for the purposes of planning and allocation HOME Investment Partnership Program entitlements.

b. Affirmatively Furthering Fair Housing

One way the Union County Department of Economic Development ensured fair housing guidelines were strictly enforced was by providing funding for the Urban League of Union County, Inc.'s Comprehensive Housing Counseling Program. The Comprehensive Housing Counseling Program is committed to working toward the goals of affirmative action and fair housing to increase housing opportunities for low- and moderate-income residents.

Through comprehensive housing counseling services for homeowners and tenants, the Urban League provided low- and moderate-income families with a full array of services in order to achieve neighborhood stabilization. These services include home selection, tenant/landlord counseling, mortgage default, household management, emergency assistance, assistance for person with HIV/AIDS, and anti-discrimination information.

The Comprehensive Housing Counseling Program assists clients in housing discrimination issues. The Urban League investigates discrimination claims, counsel's clients who are discriminated against in their search for housing, assists in directing clients to appropriate legal and governmental regulatory services. The program also provides public education through speakers, public announcements, and literature distribution to schools, churches, businesses and community based organizations.

Also, to ensure the continuance of fair housing, each HOME Partnership Agreement, including those with other governmental entities, contains procedures requiring a specific plan for how the sponsor will affirmatively market the project in accordance with federal guidelines. Occupancy and admission requirements are presented and made part of the Partnership Agreement.

Finally, the County of Union has implemented a Countywide Fair Housing Program that uses the following methods of informing the public about fair housing laws and its countywide affirmative marketing policies:

- Union County includes the Equal Housing logo or a Fair Housing statement in all press releases, advertising, brochures, etc., which describe the HOME program.
- The County includes the housing developer or owner requirements in each HOME Sub-grantee Agreement and provides technical assistance to each Sub-grantee in implementing their Affirmative Marketing Program.

c. Affordable Housing

The Department of Economic Development is one of the primary focal points in Union County's effort to increase accessibility to safe affordable housing and assure the continuation of adequate housing stock. It is the fiscal operator for CDBG, HOME, and

Section 8 programs. The Department of Human Services is the operator of the Continuum of Care Homelessness Assistance, which includes the Supportive Housing, Shelter Plus, and ESG Programs. The County maximizes these funds by partnering with municipalities and non-profit organizations.

In Program Year 2019, the County allocated **\$1,147,000** to the Union County Home Improvement Program, Linden Home Improvement Program, Plainfield Comprehensive Housing Assistance Program, and the Rahway Home Improvement Program. These projects provided funds to low- and moderate-income homeowners with the opportunity to rehabilitate their homes.

The County of Union increased access of decent housing and suitable living environments to low- and very-low income families through the Section 8 Housing Choice Voucher Program. The Housing Choice Voucher Program is the County's major program for assisting very-low-income families, the elderly, and the disabled in affording decent, safe, and sanitary housing in the private market. Since housing assistance is provided on behalf of the family or individual, participants are able to find their own housing, including single-family homes, townhouses and apartments. The participant is free to choose any housing that meets the requirements of the program and is not limited to units located in subsidized housing projects.

Housing Choice Vouchers are administered through the County, some by local authorized public housing agencies (PHAs). The County of Union has retained a private consultant to serve as the administrator of the program. The consultant determines the eligibility of both the clients and the rental unit. A housing subsidy is paid to the landlord directly by the County PHA on behalf of the clients. The client then pays the difference between the actual rent charged by the landlord and the amount subsidized by the program.

The HOME Investment Partnerships Program was designed to reinforce the values and principles of community development, i.e. to increase access of decent housing and suitable living environments to the low- and very-low income families and individuals.

The eligibility of households for HOME assistance varies with the nature of the funded activity. For rental housing and rent assistance, at least 90% of benefiting families must have incomes that are not more than 80% of the HUD adjusted median family income for the area. In rental projects with five or more assisted units, families with incomes that do not exceed 50% of the HUD adjusted median must occupy at least 20% of the units. The incomes of households receiving HUD assistance must not exceed 80% of the area median.

The County of Union is able to choose among a broad range of eligible activities. HOME funds may be used to provide home purchase or rehabilitation financing assistance to both eligible homeowners and new homebuyers; build or rehabilitate housing for rent or ownership; or for "other reasonable and necessary expenses related to the development of non-luxury housing", including, demolition of dilapidated housing, site acquisition or improvements, and payment of relocation expenses.

d. Continuum of Care

The Continuum of Care is a comprehensive approach to assisting individuals and families to move from homelessness to independence and self-sufficiency. It provides a continuum of services allowing individuals to move from emergency shelters to transitional housing to permanent housing.

The funding for the Continuum of Care is provided from three sources:

- Supportive Housing;
- Section 8: Moderate Rehabilitation Single Room Occupancy for Homeless Individuals, and;
- Shelter Plus Care.

Union County's Continuum of Care is designed to assist the homeless through a continuum of services, with the ultimate goal of permanent or permanent supportive housing. Strategy development and coordination is overseen by the Union County Comprehensive Emergency Assistance System (CEAS) Committee a standing subcommittee of the Human Services Council (HASC). The CEAS Committee is a network of over 60 homeless providers and is the County's primary planning, coordination and advocacy group for the homeless.

e. Other Action Listed in the Action Plan

The County of Union undertook other actions as indicated in the Strategic and Action Plans. Included among them were actions to address obstacles to meeting underserved needs, foster and maintain affordable housing, eliminate barriers to affordable housing, overcome gaps in institutional structures and enhance coordination, improve public housing and resident initiatives, evaluate and reduce lead based paint hazards, ensure compliance with program and comprehensive planning requirements, and to reduce the number of persons living below the poverty level.

The Union County Community Development Program has served as one of the catalysts for the County's efforts to increase accessibility to safe housing; assure continued adequacy of the existing housing stock; and to enhance the availability of affordable housing. Since the 1970's, the County has aggressively sought and utilized a wider range of resources to impact upon housing, particularly for those residents least financially capable of securing adequate shelter on their own. It has maximized grants such as Emergency Solutions, Community Development Block Grant, Supportive Housing, and the HOME Investment Partnerships Program in partnership with municipalities and non-profit organizations to produce a wider variety of housing.

During the program year, the County of Union continued to utilize and administer the above grant programs solely or in combination to rehabilitate existing housing, invest in new housing, help produce different types of housing for at-risk and special needs residents, help offset the cost of rental housing for its poorest residents, and co-invest with families as they purchased their first homes. It also continued to work with, develop new, and sponsor existing non-profit housing organizations, as well as to strengthen outreach to private developers in an effort to leverage funds to produce more affordable housing.

f. **Leveraging Resources**

Community Development Block Grant funds are leveraged with municipal, state and private funds in order to meet long and short term objectives. To maximize the effectiveness of CDBG dollars efforts are coordinated with the Departments of Human Services, Parks & Community Renewal and Finance.

g. **Citizen Comments**

Federal regulation 24 CFR Part 570 and 24 CFR part 91 requires the County to provide notice of the availability of its draft Consolidated Annual Performance and Evaluation Report for citizen comment.

The County allowed fifteen days to receive citizen comments on the report and is now submitting the CAPER after the end of the citizen comment period.

h. **Self-Evaluation**

A detail of Union County's progress in its execution of the 2019 Consolidated Plan – Action Plan is contained in the attached IDIS reports. Contain therein are the following breakdowns:

1. A summary of CDBG resources
A summary of CDBG expenditures
A benefit breakdown of funding to low and moderately-low income residents
A breakdown of Public Service CAP Calculations
A breakdown of Planning and Program Administration CAP
2. A detailed description of each Community Development Program funded, covering the following information on each project name of grantee, project name, activity number, matrix code, name of activity, address, description, accomplishment, status, program year accomplishment, narrative on project, date funded, national objective accomplished, aspect of population served, total funds allocated, total funds disbursed through program year, total funds disbursed in program year.
3. A detailed description of use of Community Development funding (i.e. building, acquisition, renovation, salary, rent, etc.)
4. A summary of Community Development Accomplishments listed by priority need category.

II. **ENTITLEMENT NARRATIVE STATEMENTS**

a. **Relationship of the Use of Community Development Block Grant Funds to Priorities and Objectives**

The Union County Community Development Program provides grants to eligible municipalities and non-profit agencies for the development of viable urban communities through decent housing and a suitable living environment, as well as by expanding economic opportunities, principally for persons of low and moderate-incomes. All projects must either benefit low and moderate-income persons, aid in the prevention of slums and blight, or meet other community development needs having a particular urgency.

The project and activities identified for funding in the Fiscal Year 2019 Action Plan are all projects which qualify as meeting the Five Year Consolidated Plan priorities and objectives. The procedures employed in selecting projects and activities for inclusion in the Action Plan provide that they address at least one of the priorities of the Five-Year Plan.

b. **Changes in Program Objectives**

In response to combating the effects of COVID-19, the U.S. Department of Housing and Urban Development (HUD) allocated special Community Development Block Grant (CDBG) funds for Entitlement Entities. The County of Union received \$2,770,145 in Community Development Block Grant (CDBG) Entitlement funds to be used to prevent, prepare and respond to COVID-19 emergency. A Substantial Amendment to the FY 2019 Annual Action Plan was completed and the proposed activities for the CDBG-CV funds were payments of emergency residential rent for low/moderate income Union County residents.

c. **Assessment of efforts in Carrying out Planned Actions**

The County of Union has assessed its program effectiveness in achieving measurable success in accordance with the Five Year Consolidated Plan and Annual Action Plan and has had an effective performance during the program year for the following reasons:

- The County addressed the priorities and goals outlined in the Five Year Consolidated Plan and Annual Action Plan.
- The County brought together public and private housing providers and local community and business leaders.
- The Union County Community Development Program planned in tandem with neighborhood preservation activities, affordable housing projects and housing rehabilitation projects, which resulted in an efficient use of HUD dollars and a better quality living environment for the participating communities.
- The County of Union pursued and achieved the implementation of the programs outlined in the Plans. Projects were expedited for the initial planning stage through to implementation.

d. **Use of Funds for National Objectives**

The Union County Community Development Program provides grants to eligible municipalities and non-profit agencies for the development of viable urban communities through decent housing and a suitable living environment, as well as by expanding economic opportunities, principally for persons of low and moderate-income. All projects must either benefit low and moderate income persons, aid in the prevention of slums and blight, or meet other community development needs having a particular urgency.

e. **Acquisition, Rehabilitation or Demolition of Occupied Real Property**

Demolition of structures and acquisition did not result in the displacement of residents. Rehabilitation of homes of low-income residents did not result in relocation of residents.

f. **Economic Development Activities**

Community Development Block Grant funds were provided to the Union County Economic Development Corporation, a 501 (c)(3) corporation, to permit that agency to perform Special Economic Development activities as authorized in CFR 570.203 (b) and (c). The two specific activities funded were the provision of technical assistance and administration of a revolving loan fund.

AFFIRMATIVE MARKETING PROGRAM

UNION COUNTY, NEW JERSEY
HOME INVESTMENT PARTNERSHIPS PROGRAM
AFFIRMATIVE MARKETING PROGRAM

The Union County Participating Jurisdiction has developed procedures which insure long-term adherence to the Affirmative Marketing rules described in 24CFR92.351. Each HOME Investment Partnerships Agreement, including those with other governmental bodies, for-profit developers, non-profit sponsors, and certified CHDO's, contains procedures requiring a specific plan for how the sponsor will affirmatively market the project in accordance with 24CFR92.351. Occupancy and admission requirements are presented and made part of the Partnerships Agreement.

EFFORTS BY THE COUNTY

Public Awareness

Union County has utilized multiple avenues to outreach to the public to communicate the right to fair housing choice and how to identify and report potential discrimination. Efforts have included the following:

1. **Material Distribution:** Union County has distributed fair housing marketing materials aimed at educating residents of their right to fair housing, how to identify discrimination, and how to report it. The purpose of distributing material is to reach people who experience discrimination but do not report it. Union County has researched strategies for increasing awareness and collaboration opportunities with other agencies, institutions of higher education, churches, schools and fair housing advocates.
2. **Fair Housing Website:** Union County has maintained a page dedicated to fair housing on its website. The webpage serves as an information clearinghouse for residents, housing professionals working in Union County, and government employees. The website has been updated periodically with issues related to fair housing.
3. **Media Advertising and Press Releases:** Union County has displayed ads in local newspapers to advertise local fair housing resources, including its web page. Union County has issued periodic press releases to highlight current fair housing issues, publication of reports, conferences and other newsworthy events.
4. **Coordination with Nonprofits and Other Government Agencies:** Union County has worked closely with HUD, fair housing agencies, nonprofit housing professionals, and other local government agencies to ensure fair housing efforts are coordinated among agencies. Union County has served as an information resource to other local government departments and organizations for fair housing related issues.

5. Union County has included the Equal Housing Opportunity logo or a Fair Housing statement in all press releases, advertising, brochures, etc., which describe the HOME Investment Partnerships Program.
6. Union County has included the housing developer or owner requirements to each Subgrantee in implementing their Affirmative Marketing Program.

EFFORTS BY HOME HOUSING DEVELOPERS OR OWNERS

All HOME Subgrantee Agreements include an Affirmative Marketing Certification. This certification will include requirements for maintaining fair housing policies and affirmative marketing efforts and will require submission of a detailed Affirmative Marketing Program that includes the following components.

1. The use of specifically identified community organizations, churches, fair housing groups or housing counseling agencies to publicize sale offerings or vacancies and otherwise attract eligible persons for all social, ethnic and gender groups in the housing market area to the available housing.
2. Use of Equal Housing Opportunity logo, slogan or statement in all advertising.
3. When vacancies or sale offering are advertised, use of media, including identified minority outlets, likely to reach persons least likely to apply for the housing.
4. Acceptance of a Fair Housing policy.
5. Display of a Fair Housing Poster in the rental office.
6. Display of the Equal Housing Opportunity logo on project signs, when posted; and,
7. Maintenance of records showing the results achieved, including the characteristics of units that become available and applicants. Applicant data should include household size, race and ethnicity, household income level (very low, low, or other) and sex of household head.

ALL HOME Subgrantees are required to report on their affirmative marketing efforts annually, as long as there are affordability requirements on the property (between five and twenty years depending upon the level of assistance provided). This provides information on the demographics of applicants, purchasers and tenants, marketing efforts used to recruit tenants and buyers for HOME units and, such other information as may be required by Federal Regulations.

SPECIAL OUTREACH EFFORTS

Special outreach efforts will be required to attract those persons least likely to apply for housing. Program applicants proposing projects in neighborhoods with minority concentrations will be required to use media and recruiting sources likely to reach non-minority occupants. Conversely, program applicants proposing projects in the neighborhoods without minority concentrations will be required to use media and recruiting sources likely to reach minority occupants.

ASSESSMENT OF AFFIRMATIVE MARKETING EFFORTS AND CORRECTIVE ACTIONS

The Annual Affirmative Marketing reports of all active HOME assisted properties have been recorded and analyzed. Program participants with questionable records will be referred to the fair housing staff for technical assistance.

Where HOME Subgrantees do not comply with the requirements of the Affirmative Marketing Certification and reject technical assistance, corrective action will be initiated.

Corrective actions that may be taken for documented failure to comply with affirmative marketing requirements will include:

1. Declaring the Owner in default and enforcing the default provisions of the Mortgage and Promissory Note, including immediate repayment of the full HOME subsidy.
2. Notification to HUD regarding the failure to comply.
3. Suspension or debarment from other publicly funded programs; and,
4. Other appropriate legal action.

PR-26 CDBG Financial Summary Report Program YR 45

PR26 CDBG FINANCIAL SUMMARY REPORT

PART II: SUMMARY OF CDBG RESOURCES

01 UNEXPENDED CDBG FUNDS AT END OF PREVIOUS PROGRAM YEAR	2,942,176.31
02 INTERIM GRANT	4,518,881.00
03 SURPLUS URBAN RENEWAL	0.00
04 SECTION 108 GUARANTEED LOAN FUNDS	0.00
05 CURRENT YEAR PROGRAM INCOME	867,481.10
05a CURRENT YEAR SECTION 108 PROGRAM INCOME (FOR SJ TYPE)	0.00
06 FUNDS RETURNED TO THE LINE OF CREDIT	0.00
06a FUNDS RETURNED TO THE LOCAL CDBG ACCOUNT	0.00
07 ADJUSTMENT TO COMPUTE TOTAL AVAILABLE	0.00
08 TOTAL AVAILABLE (SUM, LINES 01-07)	8,008,532.41

PART III: SUMMARY OF CDBG EXPENDITURES

09 CONSUMERS' OTHER THAN SECTION 108 REPAYMENTS AND PLANNING/ADMINISTRATION	2,000,518.83
10 ADJUSTMENT TO COMPUTE TOTAL AMOUNT SUBJECT TO LOW/MOD BENEFIT	0.00
11 AMOUNT SUBJECT TO LOW/MOD BENEFIT (LINE 09 + LINE 10)	2,000,518.83
12 DISBURSED IN EDS FOR PLANNING/ADMINISTRATION	632,272.48
13 DISBURSED IN EDS FOR SECTION 108 REPAYMENTS	0.00
14 ADJUSTMENT TO COMPUTE TOTAL EXPENDITURES	0.00
15 TOTAL EXPENDITURES (SUM, LINES 12-14)	2,632,791.31
16 UNEXPENDED BALANCE (LINE 08 - LINE 15)	5,395,741.10

PART III: LOW/MOD BENEFIT THIS REPORTING PERIOD

17 EXPENSES FOR LOW/MOD HOUSING IN SPECIAL AREAS	0.00
18 EXPENSES FOR LOW/MOD MULTI-FAMILY HOUSING	0.00
19 DISBURSED FOR OTHER LOW/MOD ACTIVITIES	2,000,518.83
20 ADJUSTMENT TO COMPUTE TOTAL LOW/MOD CREDIT	0.00
21 TOTAL LOW/MOD CREDIT (SUM, LINES 17-20)	2,000,518.83
22 PERCENT LOW/MOD CREDIT (LINE 21 / LINE 11)	100.00%

LOW/MOD BENEFIT FOR MULTI-YEAR CERTIFICATIONS

23 PROGRAM YEAR(S) COVERED IN CERTIFICATION	PP1; PP1; PP1
24 CUMULATIVE NET UNPAID LINES SUBJECT TO LOW/MOD BENEFIT CALCULATION	0.00
25 CUMULATIVE EXPENDITURES BENEFITTING LOW/MOD PERSONS	0.00
26 PERCENT BENEFIT TO LOW/MOD PERSONS (LINE 25 / LINE 24)	0.00%

PART IV: PUBLIC SERVICE (PS) CAP CALCULATIONS

27 DISBURSED IN EDS FOR PUBLIC SERVICES	454,853.85
28 PS UNLIQUIDATED OBLIGATIONS AT END OF CURRENT PROGRAM YEAR	361,560.41
29 PS UNLIQUIDATED OBLIGATIONS AT END OF PREVIOUS PROGRAM YEAR	122,333.28
30 ADJUSTMENT TO COMPUTE TOTAL PS OBLIGATIONS	0.00
31 TOTAL PS OBLIGATIONS (LINE 27 + LINE 28 - LINE 29 + LINE 30)	693,076.99
32 INTERIM GRANT	4,518,881.00
33 PRIOR YEAR PROGRAM INCOME	471,467.13
34 ADJUSTMENT TO COMPUTE TOTAL SUBJECT TO PS CAP	0.00
35 TOTAL SUBJECT TO PS CAP (SUM, LINES 32-34)	4,990,349.13
36 PERCENT FUNDS OBLIGATED FOR PS ACTIVITIES (LINE 31 / LINE 35)	11.99%

PART VI: PLANNING AND ADMINISTRATION (PA) CAP

37 DISBURSED IN EDS FOR PLANNING/ADMINISTRATION	632,272.48
38 PA UNLIQUIDATED OBLIGATIONS AT END OF CURRENT PROGRAM YEAR	403,513.29
39 PA UNLIQUIDATED OBLIGATIONS AT END OF PREVIOUS PROGRAM YEAR	197,616.42
40 ADJUSTMENT TO COMPUTE TOTAL PA OBLIGATIONS	0.00
41 TOTAL PA OBLIGATIONS (LINE 37 + LINE 38 - LINE 39 + LINE 40)	935,785.79
42 INTERIM GRANT	4,518,881.00
43 CURRENT YEAR PROGRAM INCOME	867,481.10
44 ADJUSTMENT TO COMPUTE TOTAL SUBJECT TO PA CAP	0.00
45 TOTAL SUBJECT TO PA CAP (SUM, LINES 41-43)	5,086,362.89
46 PERCENT FUNDS OBLIGATED FOR PA ACTIVITIES (LINE 41 / LINE 45)	18.62%


LINE 17 DETAIL: ACTIVITIES TO CONSIDER IN DETERMINING THE AMOUNT TO ENTER ON LINE 17
Report returned no data.

LINE 18 DETAIL: ACTIVITIES TO CONSIDER IN DETERMINING THE AMOUNT TO ENTER ON LINE 18
Report returned no data.

LINE 19 DETAIL: ACTIVITIES INCLUDED IN THE COMPUTATION OF LINE 19

Plan Year	IDIS Project	IDIS Activity	Voucher Number	Activity Name	Matrix Code	National Objective	Demon Amount
2018	14	4113	6337755	Sevier Housing Corp. Facility Improvements	03A	LHC	\$18,000.00
2018	18	4117	6306350	Westfield Community Center-Valuations	03A	LHC	\$15,000.00
					03A	Matrix Code	\$140,000.00
2018	18	4115	6337766	Freeman Apartments Emergency Generator	03B	LHC	\$40,000.00
					03B	Matrix Code	\$40,000.00
2018	13	4300	6354018	Honoh Atkins Bldg/Bathtub Court Renovation	03F	LHA	\$60,000.00
					03F	Matrix Code	\$60,000.00
2018	24	4152	6306676	Hanford Roadway Rehabilitation	03K	LHA	\$6,402.66
2019	23	4242	6358008	Roadway Rehabilitation	03K	LHA	\$230,000.00
2019	25	4213	6351844	Roselle Park Roadway Rehabilitation	03K	LHA	\$130,000.00
2019	56	4253	6358008	Hanford Office of CD - Pub. Improvements	03K	LHA	\$2,362.75
					03K	Matrix Code	\$377,468.19
2018	20	4879	6306366	Carrs - ADA Curb and Ramp Replacements	03L	LHC	\$20,000.00
2018	21	4119	6358047	Conford ADA Curb/Ramp Rehabilitation	03L	LHC	\$20,000.00
					03L	Matrix Code	\$40,000.00
2018	7	4106	6358008	Neighborhood Focus HVAC Units	03M	LHC	\$14,972.00
2018	11	4110	6389345	JFK Community Center Facility Improvements	03M	LHC	\$20,000.00
					03M	Matrix Code	\$64,972.00
2018	73	4131	6318153	United Way of UC - Homeless Services	03T	LHC	\$13,100.00
2019	34	4176	6348225	Family Promise Transportation Services	03T	LHC	\$8,000.00
2019	51	4199	6336576	Pub. Accessibility Program	03T	LHC	\$5,134.58
2019	51	4199	6367046	Pub. Accessibility Program	03T	LHC	\$2,465.42
					03T	Matrix Code	\$29,316.00
2018	9	4108	6373598	Stitch Replacement of Doors & Railings	03T	LHC	\$20,000.00
					03T	Matrix Code	\$20,000.00
2018	34	4041	6318153	Cranford Senior Social Services Program	05A	LHC	\$5,600.15
2018	39	0983	6318153	Hillside Senior Social Services Program	05A	LHC	\$996.00
2018	45	4289	6318153	New Providence Senior Citizens Social Services Program	05A	LHC	\$801.34
2018	54	4068	6336676	Pointeview Senior Citizens Social Services Program	05A	LHC	\$2,857.35
2018	64	4075	6332418	Roselle Senior Citizens Transportation Program	05A	LHC	\$11,500.00
2019	26	4182	6336676	Terriway Heights Senior Citizens Center	05A	LHC	\$8,862.00
2019	26	4182	6323588	Terriway Heights Senior Citizens Center	05A	LHC	\$4,888.00
2019	27	4183	6346217	Clark Senior Social Services Program	05A	LHC	\$11,913.24
2019	33	4171	6318153	Cranford Nutrition Program	05A	LHC	\$1,528.00

Plan Year	IDIS Project	IDIS Activity	Voucher Number	Activity Name	Matrix Code	National Objective	Demon Amount
2019	32	4171	6351844	Cranford Nutrition Program	05A	LHC	\$1,508.93
2019	32	4171	6367046	Cranford Nutrition Program	05A	LHC	\$214.00
2019	32	4171	6373598	Cranford Nutrition Program	05A	LHC	\$1,017.50
2019	33	4177	6402998	Cranford Senior Social Services Program	05A	LHC	\$4,922.83
2019	35	4179	6351844	Farwood Senior Social Services	05A	LHC	\$4,165.72
2019	35	4180	6351844	Garwood Senior Citizens Social Services	05A	LHC	\$4,024.47
2019	38	4182	6348225	Hillside Senior Healthcare Program	05A	LHC	\$5,384.61
2019	39	4183	6348225	Hillside Senior Social Services Program	05A	LHC	\$3,325.90
2019	44	4187	6367046	Mountainville Senior Citizens Social Services Program	05A	LHC	\$3,118.72
2019	44	4187	6367046	Mountainville Senior Citizens Social Services Program	05A	LHC	\$1,111.28
2019	45	4188	6348225	New Providence Senior Citizens Social Services Program	05A	LHC	\$1,918.00
2019	45	4188	6366676	New Providence Senior Citizens Social Services Program	05A	LHC	\$1,776.00
2019	46	4189	6351844	New Providence Senior Citizens High Risk Health Care Program	05A	LHC	\$1,700.00
2019	50	4197	6373598	Pointeview Senior Citizens Social Services Program	05A	LHC	\$1,622.99
2019	50	4197	6402512	Pointeview Senior Citizens Social Services Program	05A	LHC	\$1,068.78
2019	54	4204	6389345	Pointeview Senior Citizens Social Services Program	05A	LHC	\$6,977.09
2019	61	4212	6402598	Roselle Senior Citizens Social Services Program	05A	LHC	\$7,228.61
2019	65	4214	6348225	Roselle Park Senior Citizens Social Services Program	05A	LHC	\$6,157.42
2019	65	4214	6389345	Roselle Park Senior Citizens Social Services Program	05A	LHC	\$6,503.75
2019	67	4216	6348225	Springfield Senior Citizens Transportation Program	05A	LHC	\$7,500.00
2019	70	4219	6336676	Summit Senior Citizens Transportation Program	05A	LHC	\$4,000.00
2019	74	4222	6321844	Winfield Senior Citizens Social Services Program	05A	LHC	\$766.75
2019	96	4252	6358008	Hanford Office of CD Project Delivery Services	05A	LHC	\$6,861.51
					05A	Matrix Code	\$121,892.26
2019	30	4046	6363566	Recreation Program for Disabled Adults	05B	LHC	\$1,800.00
2019	73	4177	6318153	United Way of UC - Handicapped Services	05B	LHC	\$21,051.00
2019	28	4164	6352419	Recreation Program for Disabled Adults	05B	LHC	\$1,100.00
2019	28	4164	6373598	Recreation Program for Disabled Adults	05B	LHC	\$1,200.00
2019	28	4164	6348225	Recreation Program for Disabled Adults	05B	LHC	\$1,000.00
2019	28	4164	6389345	Recreation Program for Disabled Adults	05B	LHC	\$1,200.00
2019	28	4164	6389345	Recreation Program for Disabled Adults	05B	LHC	\$1,200.00
					05B	Matrix Code	\$21,551.00
2018	49	4183	6318153	Progression Through Youth Empowerment	06D	LHC	\$4,115.66
2019	37	4181	6402498	Care Management Services for At-Risk Youth	06D	LHC	\$6,808.08
2019	37	4181	6402498	Care Management Services for At-Risk Youth	06D	LHC	\$2,682.34
2019	39	4213	6337755	Boys & Girls Club - Teen Program Activities	06D	LHC	\$5,500.00
2019	69	4218	6336676	Summit Youth Center	06D	LHC	\$1,000.00
					06D	Matrix Code	\$21,369.00
2018	73	4129	6318153	United Way of UC - Domestic Violence Program	06E	LHC	\$11,394.00
2018	131	4086	6324219	YVCA Eastern UC - Domestic Violence Counseling	06E	LHC	\$2,654.00
					06E	Matrix Code	\$13,418.00
2018	55	4676	6303371	Re-entry Connections	09A	LHC	\$1,250.00
2018	52	4173	6303371	UCC NJ Small Business Dev. Strategy Office	09A	LHC	\$1,050.00
2018	56	4207	6303371	Re-entry Connections	09A	LHC	\$1,250.00

 <div>Office of Community Planning and Development U.S. Department of Housing and Urban Development Integrated Disbursement and Information System PD28 - CDBG Financial Summary Report Program Year 2019 UNION COUNTY, NJ</div>						DATE: 03-25-21 TIME: 11:43 PAGE: 5		
Plan Year	IDIS Project	IDIS Activity	Voucher Number	Activity Name	Matrix Code	National Objective	Drawn Amount	
2019	56	4207	6373598	Re-Entry Connections	05H LNC		\$1,250.00	
					05H Matrix Code		\$4,800.00	
2018	47	4101	6318153	Second Street Youth Center After School Service	05L LNC		\$8,000.00	
2018	73	4139	6318153	United Way of UC - Child Care Services	05L LNC		\$15,263.30	
2019	47	4102	6402311	Second Street Youth Center After School Service	05L LNC		\$8,500.00	
2019	52	4201	6348235	HOPES Bilingual Day Care Center	05L LNC		\$70,000.00	
2019	57	4208	6352419	Toddler Learning Center-Day Care	05L LNC		\$5,000.00	
2019	73	4225	6348235	United Way of UC - Child Care Services	05L LNC		\$42,785.00	
2019	73	4275	6389355	United Way of UC - Child Care Services	05L LNC		\$18,296.27	
					05L Matrix Code		\$117,564.87	
2018	46	4100	6326355	New Providence Senior Citizens High Risk Health Care Program	05H LNC		\$1,294.21	
					05H Matrix Code		\$1,294.21	
2018	73	4132	6318153	United Way of UC - Abused & Neglected Children	05H LNC		\$1,735.00	
2019	31	4168	6386676	Child Protective Services	05H LNC		\$1,615.32	
2019	31	4168	6389345	Child Protective Services	05H LNC		\$1,684.54	
2019	71	4270	6402498	A CASA Volunteer for Every Foster Youth	05H LNC		\$5,000.00	
					05H Matrix Code		\$18,234.86	
2018	73	4128	6318153	United Way of UC - Mental Health Services	05O LNC		\$6,733.00	
2019	73	4227	6388355	United Way of UC - Mental Health Services	05O LNC		\$4,861.00	
					05O Matrix Code		\$13,594.00	
2019	81	4238	6360676	Plainfield Emergency Housing Assistance	05Q LNC		\$2,500.00	
2019	81	4238	6373598	Plainfield Emergency Housing Assistance	05Q LNC		\$1,000.00	
					05Q Matrix Code		\$3,500.00	
2018	78	4052	6326366	Urban League of UC - Comprehensive Housing Counseling	05U LNC		\$4,557.46	
2019	76	4345	6392371	Faith Bricks & Mortar TOPPS	05U LNC		\$3,655.00	
2019	76	4345	6322416	Faith Bricks & Mortar TOPPS	05U LNC		\$4,859.00	
2019	76	4345	6384676	Faith Bricks & Mortar TOPPS	05U LNC		\$3,388.00	
2019	76	4345	6341171	Faith Bricks & Mortar TOPPS	05U LNC		\$3,225.00	
2019	76	4345	6354046	Faith Bricks & Mortar TOPPS	05U LNC		\$3,525.00	
2019	76	4345	6387045	Faith Bricks & Mortar TOPPS	05U LNC		\$3,525.00	
2019	76	4345	6388720	Faith Bricks & Mortar TOPPS	05U LNC		\$3,363.00	
2019	76	4345	6387055	Faith Bricks & Mortar TOPPS	05U LNC		\$3,553.00	
2019	76	4345	6402498	Faith Bricks & Mortar TOPPS	05U LNC		\$3,553.00	
2019	76	4345	6402513	Faith Bricks & Mortar TOPPS	05U LNC		\$4,300.00	
2019	77	4346	6326366	Urban League of UC - Comprehensive Housing Counseling	05U LNC		\$5,183.00	
2019	77	4346	6326376	Urban League of UC - Comprehensive Housing Counseling	05U LNC		\$6,337.00	
2019	77	4346	6341174	Urban League of UC - Comprehensive Housing Counseling	05U LNC		\$3,336.00	
2019	77	4346	6354046	Urban League of UC - Comprehensive Housing Counseling	05U LNC		\$2,756.00	
2019	77	4346	6387045	Urban League of UC - Comprehensive Housing Counseling	05U LNC		\$3,336.00	
2019	77	4346	6387055	Urban League of UC - Comprehensive Housing Counseling	05U LNC		\$3,000.00	
2019	77	4346	6402513	Urban League of UC - Comprehensive Housing Counseling	05U LNC		\$3,241.28	
					05U Matrix Code		\$71,243.68	
2015	62	4073	6318373	Solution Activity-Vigilante Party	05W LNC		\$6,997.81	

Office of Community Planning and Development U.S. Department of Housing and Urban Development Integrated Disbursement and Information System PD28 - CDBG Financial Summary Report Program Year 2019 UNION COUNTY, NJ					DATE: 03-25-21 TIME: 11:43 PAGE: 5		
Plan Year	IDIS Project	IDIS Activity	Voucher Number	Activity Name	Matrix Code	National Objective	Drawn Amount
2019	43	4186	6342721	Union Food/Pantry Nutrition Program	05W LNC		\$4,520.00
2019	43	4186	6373598	Union Food/Pantry Nutrition Program	05W LNC		\$5,520.00
					05W Matrix Code		\$14,597.81
2018	75	4038	6326366	Union County Home Improvement	14A LNH		\$30,376.00
2018	75	4038	6322416	Union County Home Improvement	14A LNH		\$14,787.00
2018	75	4038	6337786	Union County Home Improvement	14A LNH		\$70,153.00
2018	82	4063	6386676	London - Home Improvement Program	14A LNH		\$46,365.00
2018	85	4061	6318123	Plainfield Comprehensive Housing Assistance Program (CHAP)	14A LNH		\$131,349.00
2018	85	4061	6337786	Plainfield Comprehensive Housing Assistance Program (CHAP)	14A LNH		\$33,211.00
2018	85	4061	6354046	Plainfield Comprehensive Housing Assistance Program (CHAP)	14A LNH		\$17,275.00
2019	75	4239	6342721	Union County Home Improvement	14A LNH		\$37,385.00
2019	75	4239	6341174	Union County Home Improvement	14A LNH		\$18,769.00
2019	75	4239	6348235	Union County Home Improvement	14A LNH		\$18,514.00
2019	75	4239	6359049	Union County Home Improvement	14A LNH		\$7,664.00
2019	75	4239	6360636	Union County Home Improvement	14A LNH		\$15,644.00
2019	75	4239	6380720	Union County Home Improvement	14A LNH		\$11,055.00
2019	79	4241	6389355	Union - Home Improvement Program	14A LNH		\$37,276.00
2019	80	4241	6360636	Plainfield Comprehensive Housing Assistance Program (CHAP)	14A LNH		\$41,416.00
2019	80	4244	6373598	Plainfield Comprehensive Housing Assistance Program (CHAP)	14A LNH		\$1,158.00
2019	80	4244	6382537	Plainfield Comprehensive Housing Assistance Program (CHAP)	14A LNH		\$48,588.00
2019	82	4147	6341171	Railway Home Improvement Program	14A LNH		\$62,729.50
2019	82	4147	6387045	Railway Home Improvement Program	14A LNH		\$61,888.00
2019	82	4147	6402513	Railway Home Improvement Program	14A LNH		\$22,809.00
					14A Matrix Code		\$712,839.50
2019	79	4242	6389355	Union - Home Improvement Program - Project Delivery Consultant	14H LNH		\$12,000.00
2019	80	4245	6382537	Plainfield Comprehensive Housing Assistance Program (CHAP) - Project Consultant	14H LNH		\$2,500.00
2019	80	4245	6373598	Plainfield Comprehensive Housing Assistance Program (CHAP) - Project Consultant	14H LNH		\$1,000.00
2019	80	4245	6402527	Plainfield Comprehensive Housing Assistance Program (CHAP) - Project Consultant	14H LNH		\$8,000.00
2019	82	4243	6341171	Railway Home Improvement Program - Project Delivery Consultant	14H LNH		\$18,500.00
2019	82	4243	6382537	Railway Home Improvement Program - Project Delivery Consultant	14H LNH		\$12,000.00
2019	82	4243	6402513	Railway Home Improvement Program - Project Delivery Consultant	14H LNH		\$5,000.00
					14H Matrix Code		\$59,000.00
2019	75	4240	6341174	Union County Home Improvement - Project Delivery Consultant	14I LNH		\$5,250.00
2019	75	4240	6348235	Union County Home Improvement - Project Delivery Consultant	14I LNH		\$4,500.00
2019	75	4240	6354046	Union County Home Improvement - Project Delivery Consultant	14I LNH		\$4,250.00
2019	75	4240	6386676	Union County Home Improvement - Project Delivery Consultant	14I LNH		\$3,750.00
2019	75	4240	6388720	Union County Home Improvement - Project Delivery Consultant	14I LNH		\$4,500.00
2019	96	4230	6358088	Plainfield Office of CO - Housing Project Delivery	14I LNH		\$771.92
					14I Matrix Code		\$25,973.92
2019	78	4246	6337786	Hillside Code Enforcement Program	15 LNA		\$5,631.25
2019	78	4246	6388720	Hillside Code Enforcement Program	15 LNA		\$5,029.75
2019	78	4246	6402527	Hillside Code Enforcement Program	15 LNA		\$5,577.50
2019	81	4146	6401005	Railway Code Enforcement	15 LNA		\$16,313.67

Plan Year	IDIS Project	IDIS Activity	Voucher Number	Activity Name	Matrix Code	National Objective	Drawing Amount
2018	30	4140	6358088	Union County Economic Development Corporation	15 183 188	Matrix Code LNC Matrix Code	\$35,231.17 \$77,005.00 \$72,695.60
Total							\$2,092,518.63

LINE 27 DETAIL: ACTIVITIES INCLUDED IN THE COMPUTATION OF LINE 27


Plan Year	IDIS Project	IDIS Activity	Voucher Number	Activity Name	Grant Number	Fund Type	Matrix Code	National Objective	Drawing Amount
2018	73	4131	6318151	United Way of UC - Homeless Services	018UC240100	LN	03T	LNC	\$13,216.00
2018	74	4176	6348225	Family Promise Transportation Services	018UC240100	PN	03T	LNC	\$8,658.00
2018	51	4199	6386765	Job-Habitability Program	018UC240100	LN	03T	LNC	\$5,164.68
2018	51	4199	6386765	Job-Habitability Program	018UC240100	EN	03T	LNC	\$2,866.42
2018	34	4091	6318151	Carroll Senior Social Services Program	018UC240100	EN	05A	LNC	\$5,696.35
2018	35	4093	6318151	Hillside Senior Social Services Program	018UC240100	EN	05A	LNC	\$866.00
2018	45	4099	6318151	New Providence Senior Citizens Social Services Program	018UC240100	LN	05A	LNC	\$69.94
2018	44	4088	6326676	Plainfield Senior Citizens Social Services Program	018UC240100	PN	05A	LNC	\$7,007.55
2018	64	4075	6332419	Roselle Senior Citizens Transportation Program	018UC240100	LN	05A	LNC	\$11,000.00
2018	26	4162	6326676	Berkeley Heights Senior Citizen Center	018UC240100	EN	05A	LNC	\$8,862.00
2018	26	4162	6327050	Berkeley Heights Senior Citizen Center	018UC240100	PN	05A	LNC	\$4,888.00
2018	77	4163	6318235	Clark Senior Social Services Program	018UC240100	EN	05A	LNC	\$11,915.24
2018	32	4171	6322419	Carroll Hillside Program	018UC240100	PN	05A	LNC	\$1,838.40
2018	32	4171	6318151	Carroll Hillside Program	018UC240100	LN	05A	LNC	\$1,505.39
2018	32	4171	6327050	Carroll Hillside Program	018UC240100	PN	05A	LNC	\$814.00
2018	32	4171	6327050	Carroll Hillside Program	018UC240100	LN	05A	LNC	\$1,017.00
2018	34	4171	6327050	Carroll Hillside Program	018UC240100	EN	05A	LNC	\$1,822.39
2018	35	4179	6318151	Hamwood Senior Social Services	018UC240100	LN	05A	LNC	\$4,160.72
2018	38	4180	6318151	Garwood - Senior Citizens Social Services	018UC240100	LN	05A	LNC	\$1,024.62
2018	38	4182	6348225	Hillside Senior Social Services Program	018UC240100	PN	05A	LNC	\$1,265.81
2018	39	4183	6348225	Hillside Senior Social Services Program	018UC240100	EN	05A	LNC	\$3,325.33
2018	44	4187	6348225	Mountainside Senior Citizens Social Services Program	018UC240100	EN	05A	LNC	\$9,139.72
2018	44	4187	6367045	Mountainside Senior Citizens Social Services Program	018UC240100	EN	05A	LNC	\$1,111.28
2018	45	4188	6348225	New Providence Senior Citizens Social Services Program	018UC240100	EN	05A	LNC	\$1,999.33
2018	45	4188	6367045	New Providence Senior Citizens Social Services Program	018UC240100	EN	05A	LNC	\$1,773.33
2018	46	4189	6367045	New Providence Senior Citizens High Risk Health Care Program	018UC240100	LN	05A	LNC	\$1,233.33
2018	50	4197	6327050	Plainfield Senior Social Services - Short In Council	018UC240100	EN	05A	LNC	\$532.38
2018	50	4197	6327050	Plainfield Senior Social Services - Short In Council	018UC240100	LN	05A	LNC	\$198.78
2018	54	4204	6386765	Plainfield Senior Social Services Program	018UC240100	EN	05A	LNC	\$6,377.38
2018	53	4212	6386765	Plainfield Senior Social Services Program	018UC240100	EN	05A	LNC	\$7,187.81

Plan Year	IDIS Project	IDIS Activity	Voucher Number	Activity Name	Grant Number	Fund Type	Matrix Code	National Objective	Drawing Amount
2019	65	4214	6348225	Roselle Park Senior Citizens Social Services Program	018UC240100	EN	05A	LNC	\$6,127.42
2019	65	4214	6367045	Roselle Park Senior Citizens Social Services Program	018UC240100	EN	05A	LNC	\$5,669.75
2019	67	4216	6348225	Springfield Senior Citizens Transportation Program	018UC240100	PN	05A	LNC	\$7,000.00
2019	70	4219	6336576	Summit Senior Citizens Transportation Program	018UC240100	LN	05A	LNC	\$4,000.00
2019	74	4222	6367045	Whitfield Senior Citizens Social Services Program	018UC240100	PN	05A	LNC	\$768.75
2019	96	4252	6326676	Plainfield Senior Social Services - Short In Council	018UC240100	LN	05A	LNC	\$570.61
2019	30	4046	6326676	Recreation Program for Disabled Adults	018UC240100	LN	05B	LNC	\$1,000.00
2019	73	4127	6318151	United Way of UC - Handicapped Services	018UC240100	EN	05B	LNC	\$21,051.00
2019	28	4364	6322419	Recreation Program for Disabled Adults	018UC240100	PN	05B	LNC	\$1,100.00
2019	28	4364	6347271	Recreation Program for Disabled Adults	018UC240100	LN	05B	LNC	\$1,100.00
2019	28	4364	6348225	Recreation Program for Disabled Adults	018UC240100	PN	05B	LNC	\$800.00
2019	28	4364	6387020	Recreation Program for Disabled Adults	018UC240100	LN	05B	LNC	\$1,000.00
2019	72	4221	6387045	Westfield YMCA Adult Special Needs Program	018UC240100	EN	05B	LNC	\$5,000.00
2019	49	4303	6318151	Progression Through Youth Empowerment	018UC240100	EN	05D	LNC	\$31,351.00
2019	37	4381	6348225	Case Management Services for Aged Out Youth	018UC240100	EN	05D	LNC	\$6,000.00
2019	37	4386	6348225	Bala Center Youth Recreation Program	018UC240100	LN	05D	LNC	\$5,802.34
2019	59	4210	6327050	Roy & Girls Club - Teen Program Activities	018UC240100	EN	05D	LNC	\$5,000.00
2019	69	4218	6336576	Summit Youth Center	018UC240100	LN	05D	LNC	\$3,000.00
2019	73	4129	6318151	United Way of UC - Domestic Violence Program	018UC240100	EN	05D	LNC	\$21,399.00
2018	101	6086	6332419	YWCA Eastern UC - Domestic Violence Counseling	018UC240100	LN	05C	LNC	\$11,264.00
2018	55	4090	6326676	Re-Entry Connections	018UC240100	EN	05E	LNC	\$13,418.00
2018	92	4133	6326676	UCCNY Street Business Dev. Satellite Office	018UC240100	PN	05H	LNC	\$1,550.06
2018	56	4207	6318151	Re-Entry Connections	018UC240100	LN	05H	LNC	\$1,250.00
2018	55	4207	6326676	Re-Entry Connections	018UC240100	EN	05H	LNC	\$1,250.00
2018	47	4301	6318151	Second Street Youth Center After School Service	018UC240100	PN	06L	LNC	\$8,000.00
2018	73	4130	6318151	United Way of UC - Child Care Services	018UC240100	LN	05L	LNC	\$15,253.70
2018	47	4302	6425153	Second Street Youth Center After School Service	018UC240100	LN	05L	LNC	\$8,600.00
2018	52	4201	6348225	HOPES Bilingual Day Care Center	018UC240100	PN	05L	LNC	\$26,000.00
2018	67	4308	6326676	Toddler Learning Center Day Care	018UC240100	LN	05L	LNC	\$5,000.00
2018	73	4225	6348225	United Way of UC - Child Care Services	018UC240100	EN	05L	LNC	\$42,255.00
2018	73	4225	6383555	United Way of UC - Child Care Services	018UC240100	EN	05L	LNC	\$18,286.22
2018	45	4290	6326676	New Providence Senior Citizens High Risk Health Care Program	018UC240100	PN	05L	LNC	\$117,564.97
2018	73	4332	6318151	United Way of UC - Abused & Neglected Children	018UC240100	PN	05H	LNC	\$1,254.31
2018	73	4332	6318151	United Way of UC - Abused & Neglected Children	018UC240100	LN	05H	LNC	\$1,225.00

Office of Community Planning and Development U.S. Department of Housing and Urban Development Integrated Disbursement and Information System PRHS - CDHG Financial Summary Report Program Year 2019 UNION COUNTY, NJ										DATE: 02-25-21 TIME: 11:43 PAGE: 9
Plan Year	IDIS Project	IDIS Activity	Voucher Number	Activity to prevent, prepare for, and respond to Coronavirus	Activity Name	Grant Number	Fund Type	Matrix Code	National Objective	Drawn Amount
2018	31	4369	6326676	No	Child Protective Services	819UC240108	EN	BSN	LNC	\$1,215.32
2019	31	4368	6389545	No	Child Protective Services	819UC240108	EN	BSN	LNC	\$1,884.54
2019	71	4223	6402498	No	A CASA Volunteer for Every Foster Youth	819UC240108	EN	BSN	LNC	\$5,502.00
2018	73	4128	6318153	No	United Way of UC - Mental Health Services	819UC240108	EN	BSO	LNC	\$10,224.94
2019	73	4227	6389355	No	United Way of UC - Mental Health Services	819UC240108	EN	BSO	LNC	\$5,738.08
2019	81	4238	6360526	No	Plainfield Emergency Housing Assistance	819UC240108	FN	BSO	LNC	\$4,851.00
2019	81	6738	6371908	No	Plainfield Emergency Housing Assistance	819UC240108	FN	BSO	LNC	\$1,534.00
2018	78	4852	6326766	No	Urban League of UC - Comprehensive Housing Counseling	819UC240108	LN	BSO	LNC	\$2,000.00
2019	76	4145	6328371	No	Faith Bricks & Mortar TOPPS	819UC240108	EN	BSN	LNC	\$4,550.46
2019	76	4145	6332415	No	Faith Bricks & Mortar TOPPS	819UC240108	EN	BSN	LNC	\$2,605.00
2019	76	4145	6336575	No	Faith Bricks & Mortar TOPPS	819UC240108	EN	BSN	LNC	\$4,656.00
2019	76	4145	6344174	No	Faith Bricks & Mortar TOPPS	819UC240108	EN	BSN	LNC	\$5,000.00
2019	76	4145	6354045	No	Faith Bricks & Mortar TOPPS	819UC240108	EN	BSN	LNC	\$5,225.00
2019	76	4145	6362945	No	Faith Bricks & Mortar TOPPS	819UC240108	EN	BSN	LNC	\$5,525.00
2019	76	4145	6368779	No	Faith Bricks & Mortar TOPPS	819UC240108	EN	BSN	LNC	\$5,540.00
2019	76	4145	6388255	No	Faith Bricks & Mortar TOPPS	819UC240108	EN	BSN	LNC	\$5,600.00
2019	76	4145	6402498	No	Faith Bricks & Mortar TOPPS	819UC240108	EN	BSN	LNC	\$5,650.00
2019	76	4145	6402512	No	Faith Bricks & Mortar TOPPS	819UC240108	EN	BSN	LNC	\$4,000.00
2019	77	4346	6326266	No	Urban League of UC - Comprehensive Housing Counseling	819UC240108	LN	BSO	LNC	\$5,100.00
2019	77	4346	6326476	No	Urban League of UC - Comprehensive Housing Counseling	819UC240108	LN	BSO	LNC	\$5,004.00
2019	77	4346	6344174	No	Urban League of UC - Comprehensive Housing Counseling	819UC240108	LN	BSO	LNC	\$3,336.00
2019	77	4346	6354046	No	Urban League of UC - Comprehensive Housing Counseling	819UC240108	LN	BSO	LNC	\$2,258.00
2019	77	4346	6362946	No	Urban League of UC - Comprehensive Housing Counseling	819UC240108	LN	BSO	LNC	\$2,336.00
2019	77	4346	6368779	No	Urban League of UC - Comprehensive Housing Counseling	819UC240108	LN	BSO	LNC	\$1,000.00
2019	77	4346	6402512	No	Urban League of UC - Comprehensive Housing Counseling	819UC240108	LN	BSO	LNC	\$10,241.28
2018	82	4373	6320371	No	Shafter Army Hygiene Facility	819UC240108	LN	BSO	LNC	\$71,988.88
2019	83	4186	6342721	No	Linden Food/Pantry Nutrition Program	819UC240108	FN	BSO	LNC	\$6,597.61
2019	83	4188	6375986	No	Linden Food/Pantry Nutrition Program	819UC240108	FN	BSO	LNC	\$4,000.00
2019	83	4188	6375986	No	Linden Food/Pantry Nutrition Program	819UC240108	FN	BSO	LNC	\$4,000.00
Activity to prevent, prepare for, and respond to Coronavirus										\$154,997.51
Total										\$454,851.85

LINR 37 DETAIL ACTIVITIES INCLUDED IN THE COMPUTATION OF LINR 37

LINE 37 DETAILS ACTIVITIES INCLUDED IN THE COMPUTATION OF LINE 37



Office of Community Planning and Development

U.S. Department of Housing and Urban Development

Integrated Disbursement and Information System

PRHS - CDHG Financial Summary Report

Program Year 2019

UNION COUNTY, NJ

DATE: 02-25-21

TIME: 11:43

PAGE: 10

Plan Year	IDIS Project	IDIS Activity	Voucher Number	Activity Name	Matrix Code	National Objective	Drawn Amount
2018	93	4181	6318153	CDHG Administration	21A	LNC	\$287.62
2018	93	4184	6326366	CDHG Administration	21A	LNC	\$443.96
2018	93	4184	6332415	CDHG Administration	21A	LNC	\$623.32
2018	93	4184	6344139	CDHG Administration	21A	LNC	\$145,000.00
2018	93	4184	6357045	CDHG Administration	21A	LNC	\$1,750.00
2019	88	4176	6318153	CDHG Administration	21A	LNC	\$55,953.00
2019	88	4176	6327039	CDHG Administration	21A	LNC	\$50,850.00
2019	88	4176	6331279	CDHG Administration	21A	LNC	\$50,918.02
2019	88	4176	6337015	CDHG Administration	21A	LNC	\$50,912.75
2019	88	4176	6348235	CDHG Administration	21A	LNC	\$1,000.00
2019	88	4176	6354046	CDHG Administration	21A	LNC	\$202.27
2019	88	4176	6362946	CDHG Administration	21A	LNC	\$51,808.16
2019	88	4176	6368779	CDHG Administration	21A	LNC	\$112.47
2019	88	4176	6370368	CDHG Administration	21A	LNC	\$54,003.50
2019	88	4176	6386595	CDHG Administration	21A	LNC	\$66,337.34
2019	88	4176	6392045	CDHG Administration	21A	LNC	\$249.97
2019	88	4176	6370043	CDHG Administration	21A	LNC	\$96,348.13
2019	88	4176	6386595	CDHG Administration	21A	LNC	\$49,195.44
2019	88	4176	6389345	CDHG Administration	21A	LNC	\$604.65
2019	88	4176	6393555	CDHG Administration	21A	LNC	\$372.00
2019	88	4176	6393555	CDHG Administration	21A	LNC	\$1,282.27
2019	96	4251	6328008	Plainfield Office of CD-Admin	21A	LNC	\$632,272.48
Total					21A	Matrix Code	\$632,272.48

\$632,272.48

ESG Summary Report 2019

ESG SUMMARY REPORT

County of Union

Department of Human Services

Division of Individual & Family
Support Services

HEARTH Emergency Solutions Grant

Consolidated Annual Performance & Evaluation Report (CAPER)

August 1, 2019 - July 31, 2020

Submitted to:

U.S. Department of Housing & Urban Development (HUD)
Division of Community Planning & Development
Newark Field Office (Region II)
1 Newark Center - 13th Floor
Newark, NJ 07102

1 | Page

HEARTH Emergency Solutions Grant

Program Overview

The HEARTH Emergency Solutions Grant (HESG) program is designed to provide assistance for individuals/families to quickly regain stability in permanent housing after experiencing a housing crisis or homelessness.

HESG funds target individuals/families at or below 30% of the area median income, residing in the County of Union that are homeless, imminently homeless or at risk of homelessness with a documented need consistent with funding guidelines. Priority is given to families with child/ren. This would include families with multiple housing barriers. The first priority is given to persons who are experiencing homelessness and need temporary assistance in order to obtain housing and retain it through Rapid Re-Housing assistance. Second priority would be given to households with an eviction notice to prevent homelessness through prevention assistance.

In Union County under the HESG program there are five (5) service categories:

- 1) Emergency Shelter
 - Operations
 - Essential Services
- 2) Street Outreach
- 3) Homeless Management Information Systems (HMIS)
- 4) Rapid Re-Housing (RRH)
 - Relocation & Stabilization
 - Tenant Based Rental Assistance
- 5) Homelessness Prevention (HP)
 - Relocation & Stabilization
 - Tenant Based Rental Assistance

The HESG program provides temporary emergency shelter nights with case management supports to stabilize program participants; street outreach services to engage homeless individuals/families living on the street - a bridge to linking them with the Continuum of Care (CoC) System; Homeless Management Information System (HMIS) to provide staffing for HMIS data entry; and tenant based rental assistance to rapidly re-house homeless individuals/families, and prevent families/individuals from becoming homeless in order to obtain and retain housing. This effort is structured through a CoC strategy to promote long-term self-sufficiency and obtain a better quality of life.

Funded Providers

HESG sub-recipients are awarded funding through a Request for Proposal (RFP) process. Each awarded sub-recipient is mandated to participate in the State-wide initiative of the Homeless Management Information System (HMIS); an internet based CoC tracking system. HMIS is used to monitor client services and prepare the required U.S. Department of Housing & Urban Development (HUD) reports. Designated domestic violence and legal services agencies are excluded from using HMIS however they *must have a comparable database in place to capture the HUD required statistical information.*

All sub-recipients are also required to meet the 100% matching funds, per the HUD's ESG Interim Rule. Documentation per the funding regulations (Section 576.201) will be required for reimbursement.

Additionally all sub-recipients are required to actively participate in the annual Homeless Point-In-Time Survey and the Comprehensive Emergency Assistance Systems and Continuum of Care (CEAS/CoC) Committee.

Below lists the sub-recipients that provided services during the *Consolidated Annual Performance & Evaluation Report (CAPER)* period (8/1/2019-7/31/2020):

Organization	Municipality	Type of Program
Bridgeway Rehabilitation Services, Inc.	Elizabeth	Street Outreach
Central Jersey Legal Services, Inc.	Elizabeth	HP: Relocation & Stabilization
Elizabeth Coalition to House the Homeless	Elizabeth	Emergency Shelter: Operations & Essential Services; RRH: Relocation & Stabilization and Tenant Based Rental Assistance
Family Promise, Inc. (Union County)	Elizabeth	HMIS; RRH: Relocation & Stabilization and Tenant Based Rental Assistance
PROCEED, Inc.	Elizabeth	RRH: Relocation & Stabilization and Tenant Based Rental Assistance; HP: Relocation & Stabilization and Tenant Based Rental Assistance
The Gateway Family YMCA (formerly YMCA of Eastern Union County)	Elizabeth	Emergency Shelter: Operations & Essential Services; HMIS
The Salvation Army, Inc. (Elizabeth)	Elizabeth	Emergency Shelter: Operations & Essential Services; HMIS
Urban League of Union County, Inc.	Elizabeth	HMIS; HP: Relocation & Stabilization and Tenant Based Rental Assistance
YWCA Union County (formerly YWCA of Eastern Union)	Elizabeth	Emergency Shelter: Operations

Services Provided

During the CAPER period the following services were provided:

- Bridgeway Rehabilitation Services provided a total of **76** households were served through ESG funding. Of the 76 households served, Bridgeway provided **76** unsheltered homeless individuals/families with outreach services; **65** individuals/families received case management assistance to obtain housing with follow up case management services three months after the completion services; **64** individuals/families received linkages to housing (temporary/permanent); **23** individuals/families received linkages to substance abuse services; and of the **76** households that received outreach services, **38** individuals/families that had no financial resources received linkages to financial entitlement services (welfare, social security, etc.) during the contract period.
- Central Jersey Legal Services provided a total of **9** households were served through ESG funding. Central Jersey Legal Services provided legal assistance to **9** unduplicated eligible Union County households who might become homeless as a result of court action. All persons served were assisted with prevention services during the contract period.
- Elizabeth Coalition to House the Homeless provided a total of **100** households were served through ESG funding. Of the 100 households served, the Elizabeth Coalition to House the Homeless provided 1,130 motel/hotel nights to **73** rapid re-housing individuals/families; provided

3 | Page

22 individuals/families with rental assistance (rapid re-housing) payments to obtain housing thereby avoiding homelessness; provided **22** individuals/families with case management services to obtain housing thereby avoiding homelessness (rapid re-housing); provided a total of **98** individuals/families with living arrangements, home inspections, and overall habitability of apartment to be rented, and follow-up visits; and provided follow up case management services three months after the completion of services during the contract period.

- Family Promise provided a total of **7** households were served through ESG funding. Of the 7 households served, Family Promise provided **7** individuals/families with rental assistance (prevention) payments to maintain their current housing thereby avoiding eviction and homelessness; provided **7** individuals/families with case management services to maintain their current housing thereby avoiding eviction and homelessness (prevention); provided a total of **7** individuals/families with living arrangements, home inspections, and overall habitability of apartment to be rented, and follow-up visits; and provided follow-up case management services three months after the completion of services during the contract period.
- PROCEED, Inc. provided a total of **15** households were served through ESG funding. Of the 15 households served, PROCEED provided **8** individuals/families with rental assistance (rapid re-housing) payments to obtain housing thereby avoiding homelessness; provided **15** individuals/families with case management services to obtain housing therefore avoiding homelessness (rapid re-housing); provided a total of **15** individuals/families with living arrangements, home inspections, and overall habitability of apartment to be rented, and follow-up visits; and provided follow up case management services three months after the completion of services during the contract period.
- The Gateway Family YMCA a total of **21** households were served through ESG funding. The Gateway Family YMCA provided **242** single women/families safe and secure emergency shelter residing at Madison house with case management services (including case management follow-up) during the contract period.
- The Salvation Army (Elizabeth) provided a total of **72** households were served through ESG funding. The Salvation Army-Elizabeth provided **72** households with emergency shelter placement and case management services (including case management follow-up); in addition, 4,800 hot meals were provided to shelter residents during the contract period.
- Urban League provided a total of **3** households were served through ESG funding. Of the 3 households served, Urban League provided **3** individuals/families with rental assistance (prevention) payments to maintain their current housing thereby avoiding eviction and homelessness; provided 3 individuals/families with case management services to maintain their current housing thereby avoiding eviction and homelessness (prevention); and provided follow-up case management services three months after the completion of services during the contract period.
- YWCA of Eastern Union County provided a total of **4** households were served through ESG funding. The YWCA of Eastern Union County provided **4** individuals/families with emergency shelter placement and case management services (including case management follow-up); and education on Federal, State and community resources available to victims of domestic violence during the contract period. While residing in the shelter, the shelter advocate provided crisis counseling, and advocacy to help clients become self-sufficient and lead independent lives.