

# COUNTY OF UNION, NEW JERSEY



## 2026 COUNTY BUDGET

INTRODUCED:

MARCH 26, 2026

PUBLIC HEARING:

APRIL 30, 2026

ADOPTED:

APRIL 30, 2026

## COMPARISON OF REVENUES & APPROPRIATIONS

	<b>BUDGET YEAR</b>	<b>PRIOR YEAR</b>	<b>CHANGE</b>	<b>%</b>
<b>REVENUES</b>				
Surplus	42,000,000.00	38,750,000.00	3,250,000.00	8.39%
Local	24,525,000.00	19,600,000.00	4,925,000.00	25.13%
State Aid	2,934,093.91	2,809,028.15	125,065.76	4.45%
State & Federal Grants	28,699,685.16	43,474,791.14	(14,775,105.98)	-33.99%
Delinquent Tax	-	-	-	*
Social and Welfare	1,638,100.00	1,703,965.00	(65,865.00)	-3.87%
Other Special Items	71,527,386.51	71,981,132.98	(453,746.47)	-0.63%
Amount to be Raised	387,868,381.48	380,263,119.10	7,605,262.38	2.00%
<b>TOTAL REVENUE</b>	<b>559,192,647.06</b>	<b>558,582,036.37</b>	<b>610,610.69</b>	<b>0.11%</b>
<b>APPROPRIATIONS</b>				
Salaries & Wages	160,503,074.54	161,896,280.04	(1,393,205.50)	-0.86%
Other Expenses	240,481,541.93	219,616,955.53	20,864,586.40	9.50%
Statutory & Deferred Charges	46,416,187.43	45,114,395.66	1,301,791.77	2.89%
State & Federal Grants	29,799,685.16	44,724,791.14	(14,925,105.98)	-33.37%
Capital (without grants)	1,000,000.00	6,050,000.00	(5,050,000.00)	-83.47%
Debt Service	80,992,158.00	81,179,614.00	(187,456.00)	-0.23%
<b>TOTAL APPROPRIATIONS</b>	<b>559,192,647.06</b>	<b>558,582,036.37</b>	<b>610,610.69</b>	<b>0.11%</b>
Adopted Emergencies		-		

## CONDITION OF SURPLUS

	<b>BUDGET YEAR</b>	<b>PRIOR YEAR</b>	<b>CHANGE</b>	<b>%</b>
Available	197,454,271.24	198,327,914.35	(873,643.11)	-0.44%
Used to Fund Budget	42,000,000.00	38,750,000.00	3,250,000.00	8.39%
Remaining Balance	155,454,271.24	159,577,914.35	(4,123,643.11)	-2.58%

# 2026 COUNTY DATA SHEET

(MUST ACCOMPANY 2026 BUDGET)

**CAP**

COUNTY: \_\_\_\_\_ UNION \_\_\_\_\_

County Officials	
<u>James E. Pellettiere</u> <b>Clerk to the Board of County Commissioners</b>	
<u>Dr. Bibi Taylor</u> <b>County Finance Officer</b>	Y-898 <b>Cert No.</b>
<u>Steven D Wielkotz</u> <b>Registered Municipal Accountant</b>	413 <b>License No.</b>
<u>Bruce Bergen</u> <b>County Counsel</b>	
<u>Edward T. Oatman</u> <b>County Executive or Administrator</b>	

Board of County Commissioners	
Name	Term Expires
Joseph Bodek - Chair	12/31/2026
Rebecca Williams - Vice Chair	12/31/2028
James E. Baker, Jr.	12/31/2027
Michele S. Delisfort	12/31/2026
Lourdes M. Leon	12/31/2026
Alexander Mirabella	12/31/2027
Stanley J. Neron	12/31/2028
Kimberly Palmieri-Mouded	12/31/2027
Joseph Signorello III	12/31/2028

**Official Mailing Address of County**

\_\_\_\_\_  
 County of Union  
 \_\_\_\_\_  
 10 Elizabethtown Plaza  
 \_\_\_\_\_  
 Elizabeth, NJ 07207  
 \_\_\_\_\_

Fax #: \_\_\_\_\_ (908)558-3486 \_\_\_\_\_

**2026  
COUNTY BUDGET**

County Budget of the \_\_\_\_\_ **COUNTY** \_\_\_\_\_ of \_\_\_\_\_ **UNION** \_\_\_\_\_ for the Fiscal Year 2026.

It is hereby certified that the Budget and Capital Budget annexed hereto and hereby made a part hereof is a true copy of the Budget and Capital Budget approved by resolution of the Board of County Commissioners on the


\_\_\_\_\_ 26th \_\_\_\_\_ day of \_\_\_\_\_ March \_\_\_\_\_, 2026  
and that public advertisement will be made in accordance with the provisions of N.J.S.A. 40A:4-6 and N.J.A.C. 5:30-4.4(d).

Certified by me, this \_\_\_\_\_ 26th \_\_\_\_\_ day of \_\_\_\_\_ March \_\_\_\_\_, 2026

  
Clerk to the Board of County Commissioners  
10 Elizabethtown Plaza  
Address  
Elizabeth, NJ 07207  
Address  
(908)527-4055  
Phone Number

It is hereby certified that the approved Budget annexed hereto and hereby made a part is an exact copy of the original on file with the Clerk of the Board of County Commissioners, that all additions are correct, all statements contained herein are in proof, and the total of anticipated revenues equals the total of appropriations.


Certified by me, this \_\_\_\_\_ 26th \_\_\_\_\_ day of \_\_\_\_\_ March \_\_\_\_\_, 2026

  
Registered Municipal Accountant  
401 Wanaque Avenue Pompton Lakes, NJ  
Address

Wielkotz & Company  
Address  
973-835-7900  
Phone Number

It is hereby certified that the approved Budget annexed hereto and hereby made a part is an exact copy of the original on file with the Clerk of the Board of County Commissioners, that all additions are correct, all statements contained herein are in proof, the total of anticipated revenues equals the total of appropriations and the budget is in full compliance with the Local Budget Law, N.J.S.A. 40A:4-1 et seq.

Certified by me, I \_\_\_\_\_ 26th \_\_\_\_\_ day of \_\_\_\_\_ March \_\_\_\_\_, 2026

  
County Chief Financial Officer

DO NOT USE THESE SPACES

**CERTIFICATION OF ADOPTED BUDGET**

*(Do not advertise this Certification form)*

It is hereby certified that the amounts to be raised by taxation for local purposes has been compared with the approved Budget previously certified by me and any changes required as a condition to such approval have been made. The adopted budget is certified with respect to the foregoing only.

STATE OF NEW JERSEY  
Department of Community Affairs  
Director of the Division of Local Government Services

Dated: \_\_\_\_\_, 2026

By: \_\_\_\_\_

# COUNTY BUDGET NOTICE

## Section 1.

County Budget of the \_\_\_\_\_ COUNTY \_\_\_\_\_ of \_\_\_\_\_ UNION \_\_\_\_\_ for the Fiscal Year 2026

Be it Resolved, that the following statements of revenues and appropriations shall constitute the County Budget for the year 2026;

Be it Further Resolved, that said Budget be published on the official website \_\_\_\_\_ www.ucnj.org \_\_\_\_\_ on March 27th , 2026.

Also, if applicable, it will be advertised in the following on-line publication of \_\_\_\_\_ www.nj.com and print publication of Worrall Media & Westfield Leader \_\_\_\_\_ on April 2nd , 2026.

The Board of County Commissioners of the County of \_\_\_\_\_ UNION \_\_\_\_\_ does hereby approve the following as the Budget for the year 2026:

### RECORDED VOTE

(Insert last name)

Ayes

Baker  
Bodek  
Delisfort  
Leon  
Mirabella  
Neron  
Palmieri-Mouded  
Signorello  
Williams

Nays

Abstained

Absent

Notice is hereby given that the Budget and Tax Resolution was approved by the \_\_\_\_\_ COUNTY COMMISSIONERS \_\_\_\_\_ of the \_\_\_\_\_ COUNTY \_\_\_\_\_ of \_\_\_\_\_ UNION \_\_\_\_\_ , on \_\_\_\_\_ March \_\_\_\_\_ 26th \_\_\_\_\_ , 2026.

A Hearing on the Budget and Tax Resolution will be held at \_\_\_\_\_ County of Union \_\_\_\_\_ , on \_\_\_\_\_ April \_\_\_\_\_ 30th \_\_\_\_\_ , 2026 at \_\_\_\_\_ 6:30 \_\_\_\_\_ o'clock \_\_\_\_\_ P.M. \_\_\_\_\_ at which time and place objections to said Budget and Tax Resolution for the year 2026 may be presented by taxpayers or other interested persons.

# EXPLANATORY STATEMENT

## SUMMARY OF CURRENT FUND SECTION OF APPROVED BUDGET

	YEAR 2026	YEAR 2025
	XXXXXXXXXXXX	XXXXXXXXXXXX
<b>1. Total Appropriations</b>	559,192,647.06	558,582,036.37
<b>2. Less: Anticipated Revenues Other Than Current Property Tax</b>	171,324,265.58	178,318,917.27
<b>3. Difference: Amount to be Raised by Taxes - County Purpose Tax</b>	387,868,381.48	380,263,119.10

**EXPLANATORY STATEMENT - (Continued)**

**SUMMARY OF 2025 APPROPRIATIONS EXPENDED AND CANCELED**

	<b>General Budget</b>	<b>Utility</b>	<b>Utility</b>
Budget Appropriations - Adopted Budget	558,582,036.37	-	-
Budget Appropriations Added by N.J.S.A. 40A:4-87			
Emergency Appropriations	1,041,583.15	-	-
Total Appropriations	559,623,619.52	-	-
<u>Expenditures:</u>			
Paid or Charged	527,883,988.77	-	-
Reserved	29,476,702.66	-	-
Unexpended Balances Canceled	2,262,928.09	-	-
Total Expenditures and Unexpended Balances Canceled	559,623,619.52	-	-
Overexpenditures *	-	-	-

EXPLANATORY STATEMENT - (Continued)

**BUDGET MESSAGE**

<u>1977 CAP CALCULATION</u>	<u>1977 CAP CALCULATION (cont.)</u>
County Purpose Tax Levy - Prior Year (2025) <span style="float:right">380,263,119.10</span>	Allowable County Tax before
Cap Base Adjustment: <span style="float:right">_____</span>	Additional Exceptions per (N.J.S.A. 40A:4-45.4) <span style="float:right">261,442,473.58</span>
Adjusted County Purpose Tax Levy <span style="float:right">380,263,119.10</span>	
EXCEPTIONS (Less):	ADDITIONS:
Debt Service - Net of Debt Service Revenues <span style="float:right">74,265,851.87</span>	New Construction (Actual) <span style="float:right">2,266,558.01</span>
Deferred Charges <span style="float:right">2.66</span>	Debt Service - Net of Debt Service Revenues <span style="float:right">74,308,733.58</span>
Emergency Appropriations <span style="float:right">-</span>	Deferred Charges <span style="float:right">0.28</span>
Capital Improvements (N.J.S.A. 40A:2-2) <span style="float:right">6,050,000.00</span>	Emergency Authorizations
Matching Funds for State and Federal Grants <span style="float:right">1,250,000.00</span>	Capital Improvements (N.J.S.A. 40A:2-2) <span style="float:right">1,000,000.00</span>
Authority - Share of Costs MUA <span style="float:right">29,391,198.00</span>	Matching Funds for State and Federal Grants <span style="float:right">1,100,000.00</span>
Board of Social Services - County Welfare Board <span style="float:right">-</span>	Board of Social Services - County Welfare Board <span style="float:right">28,894,482.00</span>
Special Services School District <span style="float:right">-</span>	Special Services School District
Vocational School <span style="float:right">5,608,930.00</span>	Vocational School <span style="float:right">5,664,460.00</span>
Out of County Vocational School <span style="float:right">-</span>	Out of County Vocational School
Net County College <span style="float:right">7,380,986.00</span>	Net County College <span style="float:right">7,443,130.00</span>
Net Out of County College <span style="float:right">-</span>	Net Out of County College
Capital Lease Payments <span style="float:right">-</span>	911 Emergency Management Services
911 Emergency Management Services <span style="float:right">-</span>	Health Insurance <span style="float:right">24,067,531.87</span>
Health Insurance <span style="float:right">-</span>	_____
_____	TOTAL ADDITIONS <span style="float:right">144,744,895.75</span>
TOTAL EXCEPTIONS <span style="float:right">123,946,968.53</span>	
Amount on Which CAP is Applied <span style="float:right">256,316,150.57</span>	Subtotal (Levy Cap Determination Amount) <span style="float:right">406,187,369.33</span>
<u>2.0%</u> CAP <span style="float:right">5,126,323.01</span>	2024 Cap Bank Utilized _____
	2025 Cap Bank Utilized _____
Allowable County Tax before	COLA Increase Utilized _____
Additional Exceptions per (N.J.S.A. 40A:4-45.4) <span style="float:right">261,442,473.58</span>	
	<b>ALLOWABLE COUNTY PURPOSE TAX AFTER ALL EXCEPTIONS</b> <span style="float:right"><u>406,187,369.33</u></span>
	<b>COUNTY LOCAL PURPOSE TAX PER BUDGET</b> <span style="float:right"><u>387,868,381.48</u></span>
	<b>Over or (Under)</b> <span style="float:right"><u>(18,318,987.85)</u></span>

NOTE:

Sheet 3b

- MANDATORY MINIMUM BUDGET MESSAGE MUST INCLUDE A SUMMARY OF:**
1. HOW THE "CAP" WAS CALCULATED. (Explain in words what the "CAPS" mean and show the figures.)
  2. A SUMMARY BY FUNCTION OF THE APPROPRIATIONS THAT ARE SPREAD AMONG MORE THAN ONE OFFICIAL LINE ITEM (e.g. if Sheriff's Office S & W appears in the regular section and also under "Operation Excluded from "CAPS" section, combine the figures for purposes of citizen understanding.)

**BUDGET MESSAGE**

**NEW JERSEY 2010 LOCAL UNIT LEVY CAP LAW**

Implementation of legislation updated through P.L. 2007, ch. 249 and J.R. 16, requires the calculation of an alternate CAP known as the tax levy cap. The method that yields the lower levy is the cap that must be used.

**SUMMARY LEVY CAP CALCULATION**

**LEVY CAP CALCULATION**

Prior Year Amount to be Raised by Taxation	380,263,119.10
Cap Base Adjustment (+/-)	-
Less: Prior Year Deferred Charges: Emergency Authorizations	2.66
Less: Prior Year Deferred Charges to Future Taxation Unfunded	-
Less: Transfer of Service/Function	-
Less:	-
Less:	-
<b>Net Prior Year Tax Levy for County Purpose Tax for CAP Calculation</b>	<u>380,263,116.44</u>
Plus: 2% CAP Increase	7,605,262.33
<b>ADJUSTED TAX LEVY</b>	<u>387,868,378.77</u>
Plus: Assumption of Service/Function	-
<b>ADJUSTED TAX LEVY PRIOR TO EXCLUSIONS</b>	<u>387,868,378.77</u>

**ADJUSTED TAX LEVY PRIOR TO EXCLUSIONS**

387,868,378.77

Exclusions:

Allowable Shared Service Agreements Increase	25,616,557.27
Allowable Health Insurance Costs Increase	686,494.77
Allowable Pension Obligations Increases	-
Allowable Capital Improvements Increase	-
Allowable Debt Service and Capital Leases	2,305,809.80
Deferred Charge to Future Taxation Unfunded	0.28
Current Year Deferred Charges: Emergencies	-

Add Total Exclusions 28,608,862.11

Less: Cancelled or Unexpended Waivers  
 Less: Cancelled or Unexpended Exclusions 2,262,928.09

**ADJUSTED TAX LEVY**

414,214,312.79

Additions:

New Ratables - Increase for New Construction	2,266,558.01
Amounts approved by Referendum	-
Levy CAP Bank Applied	-

**MAXIMUM ALLOWABLE AMOUNT TO BE RAISED BY TAXATION** 416,480,870.81

**AMOUNT TO BE RAISED BY TAXATION FOR COUNTY PURPOSES** 387,868,381.48

**OVER OR (UNDER) 2% LEVY CAP** (28,612,489.33)  
 (must be equal or under for Introduction)

EXPLANATORY STATEMENT - (Continued)

**BUDGET MESSAGE**

**"1977" LEVY CAP BANKS:**

<b>2024:</b> Maximum Allowable Amount to be Raised by Taxation	380,597,990
Amount to be Raised by Taxation for County Purpose	<u>373,722,967</u>
Amount Used in 2025	<u>-</u>
Available for Banking (CY 2026)	6,875,023
Amount Used in 2026	<u>                    </u>
Balance to Expire	<u><u>6,875,023</u></u>

<b>2025:</b> Maximum Allowable Amount to be Raised by Taxation	389,278,336
Amount to be Raised by Taxation for County Purpose	<u>380,263,119</u>
Available for Banking (CY 2026 - CY 2027)	9,015,216
Amount Used in 2026	<u>                    </u>
Balance to Carry Forward (CY 2027)	<u><u>9,015,216</u></u>

**"2010" LEVY CAP BANKS:**

<b>2023:</b> Available for Banking (2026)	16,547,788
Amount Utilized - 2026 Budget	<u>                    </u>
Balance Expiring	<u><u>16,547,788</u></u>

<b>2024:</b> Available for Banking (2026-2027)	5,802,636
Amount Utilized - 2026 Budget	<u>                    </u>
Balance Available for 2027	<u><u>5,802,636</u></u>

<b>2025:</b> Available for Banking (2026-2028)	6,706,797
Amount Utilized - 2026 Budget	<u>                    </u>
Balance Available for 2027-2028	<u><u>6,706,797</u></u>

<b>2026:</b> Maximum Allowable Amount to be Raised by Taxation	
County Purpose Tax After All Exclusions	416,480,870.81
Amount to be Raised by Taxation - County Purpose Tax	387,868,381.48
Available for Banking (2027 - 2029)*	<u><u>28,612,489.33</u></u>

\*Cap Bank available only if county is subject to 2010 Cap and has not yet implemented Referendum provision of the law, in the Current Year.

**RECAP OF GROUP INSURANCE APPROPRIATION**

**Following is a recap of the County's Employee Group Insurance:**

Estimated Group Insurance Costs - 2026: \$ 77,343,578.69

Estimated Amounts to be Contributed by Employees:

Contribution from all eligible employees: 1,143,009.00

76,200,569.69

Budgeted Group Insurance 76,200,569.69

Budgeted Group Insurance - Utilities                     

Budgeted Group Insurance - Other                     

**TOTAL** 76,200,569.69

Instead of receiving Health Benefits, - employees have elected an opt-out for 2026. This opt-out amount is budgeted separately.

Health Benefits Waiver

Salaries and Wages \$ -

EXPLANATORY STATEMENT - (Continued)

**BUDGET MESSAGE**

**2026 STATE OF NEW JERSEY PROPERTY TAX RELIEF PROGRAMS**

The following items of revenue and appropriation were formerly included within the County budget. This changed in 2017 and will now only show as a note within this budget message.

New Jersey Department of Children and Families Calendar Year 2026 estimate of the County's amount to be included in the 2026 County Budget Message related to the various categories covered by Public Law 1990, Chapter 73, amended by Public Law 1991, Chapter 63 for the Property Tax Relief Program.

Formerly Included as Anticipated Revenue:

State of New Jersey Social Service Reimbursement:	
Department of Children and Families	\$ 2,685,672.00

Formerly Included as a Budget Appropriation:

Department of Children and Families - Other Expenses	\$ 2,685,672.00
--	-----------------

New Jersey Department of Human Services Calendar Year 2026 estimates of the County's revenue and expenditures related to the various Human Services categories covered by Public Law, Chapter 73, amended by Public Law 1991, Chapter 63 and Public Law 2009, Chapter 68 for the Property Tax Relief Program.

Formerly Included as Anticipated Revenue:

State of New Jersey Social Service Reimbursement:	
Maintenance of Patients in State Institutions for Mental Diseases	\$ 12,393,068.00
Maintenance of Patients in State Institutions for Developmental Disabilities	\$ 11,424,403.00
Total Revenue	\$ 23,817,471.00

Formerly Included as a Budgeted Appropriation:

Maintenance of Patients - Mental Diseases	\$ 17,073,650.00
Maintenance of Patients - Developmental Disabilities	\$ 11,424,403.00
Total Appropriations	\$ 28,498,053.00

This budget is presented during a period of significant fiscal pressure. Federal funding that supports essential services has already been cut. SNAP funding alone is down several million dollars this year, with an additional \$7 million reduction anticipated next year. Further federal reductions remain possible. These cuts create real and immediate challenges for county governments.

At the same time, Union County must account for a 21% combined increase in health and prescription benefit costs for 2026 — a substantial rise in fixed expenses that directly impacts our operating budget. We are not immune from the financial pressures affecting governments nationwide. Rising healthcare costs, inflation, and federal funding reductions require disciplined and deliberate action at the local level.

The 2026 Budget includes a 2% increase in the tax levy over 2025. This adjustment is necessary to address escalating fixed costs — particularly health and prescription benefits — while maintaining stable County operations and protecting essential services. Union County has consistently responded to fiscal pressure without diminishing core services. When residents faced food insecurity related to SNAP disruptions, the County acted swiftly to protect vulnerable households. Because we have maintained strong fiscal discipline, we are able to respond when circumstances demand it. We will continue pursuing shared services and operational efficiencies to safeguard taxpayer resources while sustaining the services our municipalities and residents depend upon.

We will continue pursuing shared services and operational efficiencies to safeguard taxpayer resources while sustaining the services our municipalities and residents depend upon.

Further, Public Law 1995, Chapter 264 allows Counties the option of pay only the "Net Amount Due State" rather than paying the full amount due and receiving a rebated amount in return. As a result, the CY 2026 County Budget does not include anticipated miscellaneous revenues—Section C: State Assumption of Costs for Division of Mental Health and Addiction Services (DMHAS) and only appropriates the "Net Amount Due State" of \$4,680,582 for Maintenance of Patients, Mental Health Services. The "Net Amount Due State" is derived from an Appropriation of \$17,073,650, a CY'21 Reconciliation Credit of \$441,513 and a Revenue of \$11,951,555 which broken down is an Appropriation of \$17,026,174 and a Revenue of \$12,359,835 for State Psychiatric Hospitals, as well as the Appropriation of \$47,476 and Revenue of \$33,233 from Patients in the Rutgers Behavioral Health Care.

EXPLANATORY STATEMENT - (Continued)

**BUDGET MESSAGE**

Recap of Split Appropriations

In order to comply with the Division of Local Government Services requirements and for the purpose of citizen understanding, the amounts appropriated for certain departments or functions have been split and their parts appear in several places as appropriation. In some accounts other sources are estimated based on income to be derived in dedicated funds.

Additionally, the County of Union centralizes for nearly every County department office costs such as telephone, office supplies, heating motor vehicle maintenance, printing and duplicating costs and duplicating equipment.

Therefore, other expense appropriations of nearly all departments do not reflect "all costs". Similarly, most "fringe benefit" costs associated with salary/wage costs are in line items independent of the departmental accounts.

Again, the total costs of operations are not reflected since hospitalization, other health benefits, social security, workmen's compensation, etc., are in "central accounts".

Department of Public Works and Facilities Management:

Division of Public Works:

Salaries and Wages	
Regular Line Item	\$2,381,139
Offset with Motor Vehicle Trust	3,744,478
Road Resurfacing Appropriation	600,000
Total	\$6,725,617

Other Expenses	
Regular Line Item	\$45,700
Offset with Motor Vehicle Trust	850,000
Road Resurfacing Appropriation	150,000
Total	\$1,045,700



**COUNTY BUDGET MESSAGE  
ACCUMULATED ABSENCE LIABILITY**

Bargaining Unit or Non-Union Position Eligible for Benefit (List Union Employees Liabilities by Bargaining Unit and Non-Union Employees by Individual Title Rather Than Naming Each Individuals)	Sick Time		Vacation Time		Compensatory Time		Personal Time		Other		Legal basis for benefit ("X" applicable items)		
	Gross Days of Accumulated Absence	Dollar Value of Compensated Absences	Gross Days of Accumulated Absence	Dollar Value of Compensated Absences	Gross Days of Accumulated Absence	Dollar Value of Compensated Absences	Gross Days of Accumulated Absence	Dollar Value of Compensated Absences	Gross Days of Accumulated Absence	Dollar Value of Compensated Absences	Approved Labor Agreement	Local Ordinance	Individual Employment Agreement
	Union Employees:												
Asst. Prosecutor Association (4)	855.25	\$47,500.00	134.29	\$85,341.52							X		
IBEW Local 1158 Pros. Exclusionaires (2)	337.50	\$20,000.00	73.21	\$28,642.96							X		
Local 68-68A-68B Operating Engineers (2)	314.75	\$22,500.00	113.00	\$37,027.14							X		
Park Maintenance Assoc. (2)	505.19	\$25,000.00	98.00	\$28,077.31							X		
PBA Local 108 Sheriffs Officers (1)	115.00	\$10,000.00	31.00	\$14,401.52							X		
PBA Local 108A Sheriff Superior Officers (4)	725.44	\$42,500.00	176.12	\$103,628.73							X		
PBA Local 250 Detectives & Investigators Assoc. of U.C. (1)	286.59	\$12,500.00	24.00	\$12,322.14							X		
PBA Local 250A Sup. Officer Assoc. Pros. Detec. & Invest. (8)	1,315.50	\$87,500.00	257.25	\$172,854.81							X		
PBA Local 73 County Police (2)	227.00	\$20,000.00	38.00	\$19,158.58							X		
PBA Local 73A County Police Superiors (2)	311.50	\$22,500.00	29.00	\$18,216.29							X		
Union County No. 8 NJCSA/IFPTE (8)	1,734.49	\$95,000.00	412.77	\$109,445.34							X		
Union County Social Svcs CWA AFL-CIO (8)	1,206.44	\$85,000.00	402.36	\$144,953.53							X		
Union County Social Svcs Teamsters 469 Primary Supvrs (5)	1,140.78	\$60,500.00	265.86	\$116,862.98							X		
Union County Social Svcs Teamsters 469 Secondary Supvrs (	220.52	\$12,500.00	63.27	\$31,287.04							X		
Union County Supervisor Association (8)	1,721.76	\$95,000.00	408.75	\$145,324.92							X		
Non-Union Employees:													
Assistant County Counsel (2)	290.88	\$20,000.00	59.37	\$29,702.96								X	
Assistant Director Trailside Nature & Science Center (1)	135.19	\$10,000.00	60.75	\$19,687.23								X	
Assistant Prosecutor (3)	625.19	\$35,000.00	125.50	\$92,829.19								X	
Assistant Purchasing Agent (1)	243.39	\$12,500.00	46.14	\$16,458.40								X	
Assistant Tree Superintendent (1)	151.00	\$10,000.00	63.50	\$26,846.38								X	
Attorney (1)	118.68	\$10,000.00	43.57	\$18,373.72								X	
Building Superintendent (2)	288.52	\$20,000.00	107.00	\$44,028.76								X	
Chief of County Investigators (1)	223.56	\$12,500.00	48.44	\$38,710.44								X	
Chief Stationary Engineer (1)	426.38	\$18,000.00	61.00	\$25,285.13								X	
Clerk 1 (3)	481.82	\$30,000.00	142.25	\$52,409.35								X	
Clerk 4 (1)	263.00	\$12,500.00	51.50	\$16,966.00								X	
Clerk Bd of County Commissioners (1)	143.07	\$10,000.00	54.29	\$24,320.49								X	
Clerk Stenographer 2 (1)	119.45	\$10,000.00	85.00	\$22,104.01								X	
Community Organization Specialist (1)	282.24	\$12,500.00	57.00	\$32,770.31								X	
<b>TOTALS (THIS PAGE ONLY)</b>	<b>14,810.08</b>	<b>\$881,000.00</b>	<b>3,532.19</b>	<b>\$1,528,037.17</b>	<b>-</b>	<b>\$0.00</b>	<b>-</b>	<b>\$0.00</b>	<b>-</b>	<b>\$0.00</b>			

**COUNTY BUDGET MESSAGE  
ACCUMULATED ABSENCE LIABILITY**

Bargaining Unit or Non-Union Position Eligible for Benefit (List Union Employees Liabilities by Bargaining Unit and Non-Union Employees by Individual Title Rather Than Naming Each Individuals)	Sick Time		Vacation Time		Compensatory Time		Personal Time		Other		Legal basis for benefit ("X" applicable items)		
	Gross Days of Accumulated Absence	Dollar Value of Compensated Absences	Gross Days of Accumulated Absence	Dollar Value of Compensated Absences	Gross Days of Accumulated Absence	Dollar Value of Compensated Absences	Gross Days of Accumulated Absence	Dollar Value of Compensated Absences	Gross Days of Accumulated Absence	Dollar Value of Compensated Absences	Approved Labor Agreement	Local Ordinance	Individual Employment Agreement
Community Service Worker (1)	110.37	\$10,000.00	59.46	\$21,235.14								X	
Confidential Assistant (1)	281.00	\$12,500.00	64.00	\$37,529.80								X	
Construction Management Specialist 4 (1)	238.22	\$12,500.00	64.00	\$25,825.23								X	
Coordinator Youth Activities (1)	104.64	\$10,000.00	55.00	\$22,464.21								X	
County Clerk (1)	215.79	\$12,500.00	64.50	\$47,063.28								X	
County Department Head (5)	1,086.46	\$57,500.00	286.42	\$204,105.92								X	
County Division Head (5)	960.82	\$52,500.00	281.15	\$152,154.63								X	
County Medical Examiner (1)	137.31	\$10,000.00	3.50	\$3,395.96								X	
Data Processing Programmer (1)	240.44	\$12,500.00	40.00	\$15,005.09								X	
Employee Bd of Elections (1)	119.39	\$10,000.00	64.29	\$34,556.76								X	
Fiscal Analyst (1)	339.00	\$15,000.00	34.36	\$13,808.02								X	
Geographic Information Systems Specialist 1 (1)	119.00	\$10,000.00	55.00	\$28,536.20								X	
Housing Development Analyst (1)	190.43	\$10,000.00	56.00	\$22,597.08								X	
Keyboarding Clerk 2 (1)	239.36	\$12,500.00	48.00	\$16,483.32								X	
Keyboarding Clerk 3 (1)	106.79	\$10,000.00	30.43	\$12,346.35								X	
Maintenance Supervisor Grounds (1)	301.09	\$15,000.00	62.00	\$33,711.43								X	
Manager American Jobs Center (1)	108.39	\$10,000.00	53.00	\$15,051.80								X	
Office Services Manager (1)	217.57	\$12,500.00	37.46	\$17,958.56								X	
Program Analyst (1)	259.79	\$12,500.00	32.71	\$9,520.26								X	
Secretarial Assistant (1)	149.79	\$10,000.00	63.00	\$24,956.81								X	
Senior Environmental Technician Water Resources (1)	251.89	\$12,500.00	7.43	\$2,155.51								X	
Senior Inspector Mosquito Extermination (1)	221.50	\$12,500.00	50.00	\$19,308.72								X	
Senior Planner (1)	398.00	\$15,000.00	61.00	\$30,297.23								X	
Superintendent of Weights & Measures (1)	352.43	\$15,000.00	34.71	\$15,077.91								X	
Supervising Mason (1)	138.47	\$10,000.00	51.50	\$18,761.99								X	
Supervising Payroll Clerk (1)	168.96	\$10,000.00	59.00	\$17,290.37								X	
Supervising Telephone Operator (1)	223.57	\$12,500.00	64.00	\$22,318.96								X	
Supervisor Trades (1)	191.90	\$10,000.00	38.41	\$15,316.17								X	
Systems Analyst (3)	623.49	\$35,000.00	137.71	\$63,216.41								X	
Undersheriff (1)	139.79	\$10,000.00	59.57	\$39,120.40								X	
<b>TOTALS (THIS PAGE ONLY)</b>	8,235.65	\$460,000.00	2,017.61	\$1,001,169.51	-	\$0.00	-	\$0.00	-	\$0.00			







## CURRENT FUND - ANTICIPATED REVENUES

GENERAL REVENUES	FCOA	Anticipated		Realized in
		2026	2025	Cash in 2025
<b>1. Surplus Anticipated</b>	08-101	42,000,000.00	38,750,000.00	38,750,000.00
<b>2. Surplus Anticipated with Prior Written Consent of Director of Local Government Services</b>	08-102			
<b>Total Surplus Anticipated</b>	08-100	42,000,000.00	38,750,000.00	38,750,000.00
<b>3. Miscellaneous Revenues - Section A: Local Revenues</b>	xxxxxxx	xxxxxxxxxxx	xxxxxxxxxxx	xxxxxxxxxxx
County Clerk	08-106	1,500,000.00	1,500,000.00	1,650,795.95
Register of Deeds	08-106	5,675,000.00	5,675,000.00	7,583,394.40
Surrogate	08-117	225,000.00	225,000.00	263,133.20
Sheriff	08-119	1,175,000.00	1,000,000.00	1,226,790.49
County Court Fines and Costs	08-110	-	-	-
Interest on Investments and Deposits	08-113	7,000,000.00	1,925,000.00	17,080,779.63
County Board of Pay Patients	08-229	500,000.00	825,000.00	989,723.56
Permits Road Department	08-105	200,000.00	200,000.00	260,523.61
Department of Parks and Recreation Facilities Revenue	08-230	8,250,000.00	8,250,000.00	8,442,901.67





**CURRENT FUND - ANTICIPATED REVENUES - (Continued)**

GENERAL REVENUES	FCOA	Anticipated		Realized in
		2026	2025	Cash in 2025
<b>3. Miscellaneous Revenues - Section A: Local Revenues (continued)</b>	xxxxxxx	xxxxxxxxxxxx	xxxxxxxxxxxx	xxxxxxxxxxxx
<b>Total Section A: Local Revenues</b>	<b>08-001</b>	24,525,000.00	19,600,000.00	37,498,042.51

**CURRENT FUND - ANTICIPATED REVENUES - (Continued)**

GENERAL REVENUES	FCOA	Anticipated		Realized in
		2026	2025	Cash in 2025
<b>3. Miscellaneous Revenues - Section B: State Aid Without Offsetting Appropriations</b>	xxxxxxx	xxxxxxxxxxx	xxxxxxxxxxx	xxxxxxxxxxx
State Aid - County College Bonds (N.J.S.A. 18A:64A-22.6)	09-221	2,934,093.91	2,809,028.15	2,809,028.15
Permanent Disability - Patients in County Institutions (N.J.S.A. 44:7-38 et seq.)	09-222			
State Aid - County Vocational School Bonds (N.J.S.A. 18A:58-33.22)	09-224			
<b>Total Section B: State Aid Without Offsetting Appropriations</b>	<b>09-001</b>	2,934,093.91	2,809,028.15	2,809,028.15

**CURRENT FUND - ANTICIPATED REVENUES - (Continued)**

GENERAL REVENUES	FCOA	Anticipated		Realized in
		2026	2025	Cash in 2025
<b>3. Miscellaneous Revenues - Section C: State Assumption of Costs of County Social and Welfare Services and Psychiatric Facilities</b>	xxxxxxx	xxxxxxxxxxx	xxxxxxxxxxx	xxxxxxxxxxx
	xxxxxxx	xxxxxxxxxxx	xxxxxxxxxxx	xxxxxxxxxxx
	xxxxxxx	xxxxxxxxxxx	xxxxxxxxxxx	xxxxxxxxxxx
<b>Social and Welfare Services (c.66, P.L. 1990):</b>	xxxxxxx	xxxxxxxxxxx	xxxxxxxxxxx	xxxxxxxxxxx
Aid to Families with Dependent Children	09-230			
Department of Children and Families	09-231			
Supplemental Social Security Income	09-232	1,638,100.00	1,703,965.00	1,139,627.00
<b>Psychiatric Facilities (c.73, P.L. 1990)</b>	xxxxxxx	xxxxxxxxxxx	xxxxxxxxxxx	xxxxxxxxxxx
Maintenance of Patients in State Institutions for Mental Diseases	09-236			
Maintenance of Patients in State Institutions for Mentally Challenged	09-237			
State Patients in County Psychiatric Hospitals	09-238			
County Adjuster - State Psychiatric Hospital Maintenance Recoveries	09-239			
Division of Developmental Disabilities (DDD) Assessment Program	09-240			
<b>Total Section C: State Assumption of Costs of County Social and Welfare Services and Psychiatric Facilities</b>	xxxxxxx	xxxxxxxxxxx	xxxxxxxxxxx	xxxxxxxxxxx
	<b>08-002</b>	1,638,100.00	1,703,965.00	1,139,627.00

**CURRENT FUND - ANTICIPATED REVENUES - (Continued)**

GENERAL REVENUES	FCOA	Anticipated		Realized in Cash in 2025
		2026	2025	
<b>3. Miscellaneous Revenues - Section D: Special Items of General Revenue Anticipated</b>	xxxxxxx	xxxxxxxxxxxx	xxxxxxxxxxxx	xxxxxxxxxxxx
<b>    With Prior Written Consent of Director of Local Government Services - Public and</b>	xxxxxxx	xxxxxxxxxxxx	xxxxxxxxxxxx	xxxxxxxxxxxx
<b>    Private Revenues Offset with Appropriations:</b>	xxxxxxx	xxxxxxxxxxxx	xxxxxxxxxxxx	xxxxxxxxxxxx
Alcohol/Drug Abuse Innovative Grant (ADA-I)	10-501		409,378.00	409,378.00
APC-Older Americans Act Title III - Federal	10-825	2,586,902.00	2,707,097.00	2,707,097.00
APC-Older Americans Act Title III Area Plan Contract - State	10-656	1,496,699.00	1,507,452.00	1,507,452.00
Arrive Together Grant Program	10-549	350,000.00	127,800.00	127,800.00
Body Armor Replacement Fund (BARF)	10-505	34,054.46	28,214.48	28,214.48
Capital Improvement 2026	10-664	9,000,000.00		-
Child Advocacy Development Grant - Capital	10-554		211,642.00	211,642.00
Childhood Lead Exposure Prevention Grant	10-619		373,010.00	373,010.00
Chronic Disease Prevention Program	10-634	260,000.00		-
Clean Communities -State	10-602		80,037.27	80,037.27
Community Mental Health Services Block Grant	10-830		8,000.00	8,000.00
Community Service Block Grant (CSBG)	10-659	318,912.00	962,023.00	962,023.00
Community-Based Deer Management Program	10-594		15,057.00	15,057.00
Comprehensive Cancer Control Grant	10-605		45,000.00	45,000.00
Comprehensive Traffic Safety Program	10-739		68,992.00	68,992.00
Continuum of Care Grants	10-811		6,073,792.00	6,073,792.00
County Clerk - Berkeley Heights Special School Election	12-881	65,462.89		-
County Clerk - Clark Special School Election Reimb.	12-881		64,286.08	64,286.08
County Clerk - Early Voting	10-664	74,770.00	73,050.00	73,050.00

**CURRENT FUND - ANTICIPATED REVENUES - (Continued)**

GENERAL REVENUES	FCOA	Anticipated		Realized in
		2026	2025	Cash in 2025
<b>3. Miscellaneous Revenues - Section D: Special Items of General Revenue Anticipated</b>	xxxxxxx	xxxxxxxxxxxx	xxxxxxxxxxxx	xxxxxxxxxxxx
<b>    With Prior Written Consent of Director of Local Government Services - Public and</b>	xxxxxxx	xxxxxxxxxxxx	xxxxxxxxxxxx	xxxxxxxxxxxx
<b>    Private Revenues Offset with Appropriations:</b>	xxxxxxx	xxxxxxxxxxxx	xxxxxxxxxxxx	xxxxxxxxxxxx
County Clerk - Mail-In Voter Education Program	10-664		90.00	90.00
County Clerk - Scotch Plains/Fanwood Special Election	12-881		122,997.86	122,997.86
County Clerk-Westfield Special School Election Reimb.	12-881	115,588.11	106,290.43	106,290.43
County Environmental Health Act (CEHA)	10-601		256,524.00	256,524.00
County Wide Comprehensive Alcohol Program	10-660	1,013,040.00	794,341.00	794,341.00
Data-Driven Decision Making: Organization Enhancement Program (3DM-OEP)	10-634	23,233.00		-
Digital Equity Training Grant	10-830		1,000,000.00	1,000,000.00
East Front Street Intersection Improvements	10-857		83,000.00	83,000.00
Family Court Services	10-554	248,737.00	248,737.00	248,737.00
FTA Section 5310 Mobility Management Grant	10-766	240,000.00	240,000.00	240,000.00
Green Acres Program: Jake's Law Grant	10-684		1,000,000.00	1,000,000.00
Green Acres Program: Local Park Development Grant - Wheeler Spray Park	10-684		1,575,000.00	1,575,000.00
Green Acres Program: Stewardship - Deserted Village Improvements	10-684	191,000.00		-
Hazardous Materials Emergency Preparedness Grant Program	10-734		12,000.00	12,000.00
HOME ARP Funds	10-857		6,662.00	6,662.00
Human Services Advisory Council (HSAC)	10-660		336,284.00	336,284.00
Insurance Fraud Reimbursement Program	10-554	250,000.00	250,000.00	250,000.00
Jail Diversion Fund	12-586	66,950.00	66,950.00	66,950.00
Jersey Assistance Community Caregivers - JACC	10-657	75,000.00	105,980.00	105,980.00

**CURRENT FUND - ANTICIPATED REVENUES - (Continued)**

GENERAL REVENUES	FCOA	Anticipated		Realized in Cash in 2025
		2026	2025	
<b>3. Miscellaneous Revenues - Section D: Special Items of General Revenue Anticipated</b>	xxxxxxx	xxxxxxxxxxxx	xxxxxxxxxxxx	xxxxxxxxxxxx
<b>With Prior Written Consent of Director of Local Government Services - Public and</b>	xxxxxxx	xxxxxxxxxxxx	xxxxxxxxxxxx	xxxxxxxxxxxx
<b>Private Revenues Offset with Appropriations:</b>	xxxxxxx	xxxxxxxxxxxx	xxxxxxxxxxxx	xxxxxxxxxxxx
Juvenile Justice Detention Innovations Grant (JDAI)	10-554	120,000.00	120,000.00	120,000.00
LEAP County Coordinator Fellowship Grant	10-664		67,010.63	67,010.63
LIHEAP - Low Income Energy Assistance Program	10-857		18,136.00	18,136.00
Local Core Capacity for Public Health Emergency Preparedness LINCS Grant Program	10-779		304,894.00	304,894.00
Local Recreational Improvement Grant	10-671		84,000.00	84,000.00
Logisticare Solutions - Title XIX	10-589	40,000.00	40,000.00	40,000.00
Mental Health First Aid Grant (MHFA)	10-804		10,000.00	10,000.00
Multi-Jurisdictional County Gang, Gun & Narcotics Task Force	10-691		127,375.00	127,375.00
Municipal Alliance Program	10-506	232,708.00	244,862.00	244,862.00
NACCHO MRC Operational Readiness Award	10-779		10,000.00	10,000.00
New Jersey Division of Public Welfare - Home Health Care	10-658	100,000.00	100,000.00	100,000.00
New Jersey Transit Senior Citizen & Disabled Residents - Transportation Assistance Prog. (SCDRTAP)	10-657	2,100,735.00	1,983,442.00	1,983,442.00
NJ Council on the Arts (NJSCA)	10-660	437,658.00	434,400.00	434,400.00
NJ DFD Code Blue (CB) Support	10-650	15,000.00	130,000.00	130,000.00
NJ Historical Commission Grant	10-689	98,069.00	87,955.00	87,955.00
NJ Job Access Reverse Commute (JARC)	10-589	7,000.00	395,000.00	395,000.00
NJACCHO Sustaining Local Public Health Infrastructure	10-779		24,951.00	24,951.00
NJDOT Local Bridge Bond Act of 1999	10-589		43,724.40	43,724.40
NJSNAP Application Assistance (SFRF) Grant	10-646		292,716.00	292,716.00

**CURRENT FUND - ANTICIPATED REVENUES - (Continued)**

GENERAL REVENUES	FCOA	Anticipated		Realized in
		2026	2025	Cash in 2025
<b>3. Miscellaneous Revenues - Section D: Special Items of General Revenue Anticipated</b>	xxxxxxx	xxxxxxxxxxxx	xxxxxxxxxxxx	xxxxxxxxxxxx
<b>    With Prior Written Consent of Director of Local Government Services - Public and</b>	xxxxxxx	xxxxxxxxxxxx	xxxxxxxxxxxx	xxxxxxxxxxxx
<b>    Private Revenues Offset with Appropriations:</b>	xxxxxxx	xxxxxxxxxxxx	xxxxxxxxxxxx	xxxxxxxxxxxx
NY Connects to Union County NJ (East Coast Greenway Bikeway)	10-589		1,000,000.00	1,000,000.00
Office on Aging - State Grant	10-657	58,000.00	58,000.00	58,000.00
Operation Helping Hand	10-549		110,526.31	110,526.31
Opioid Litigation Recovery Funds	10-660	55,828.48	757,121.46	757,121.46
Paratransit - AGING	10-655	50,000.00	100,000.00	100,000.00
Paul Coverdell (Forensic Science Improvement Grant)	10-729		25,650.00	25,650.00
Personal Assistance Services Program (PASP)	10-649		61,776.00	61,776.00
Pipeline Emergency Response Grant (PERG)	10-769		36,000.00	36,000.00
Public Safety Answering Point (PSAP)	10-554		763,276.93	763,276.93
Rahway Valley Rails to Trails TAP Grant	10-559	750,000.00		-
Rec Opp For Ind. With Disabilities (ROID)	10-669		35,000.00	35,000.00
Recycling Enhancement Act Grant (REA)	10-570		526,500.00	526,500.00
Reservoir Dredging & Pollution Remediation Project	10-594			-
Respite Care Program	10-657	352,000.00	362,000.00	362,000.00
Right to Know (RTK) Grant	10-620		16,401.00	16,401.00
Senior Farmers Market Nutrition Program	10-830	4,669.00	4,669.00	4,669.00
Sexual Assault Nurse Ex (SANE)	10-611		173,877.00	173,877.00
Sexual Assault, Abuse & Rape Care (SAARC)	10-660		710,778.00	710,778.00
SFY'26 State Appropriations Act - Micro Transit Service	10-559	750,000.00		-

**CURRENT FUND - ANTICIPATED REVENUES - (Continued)**

GENERAL REVENUES	FCOA	Anticipated		Realized in Cash in 2025
		2026	2025	
<b>3. Miscellaneous Revenues - Section D: Special Items of General Revenue Anticipated</b>	xxxxxxx	xxxxxxxxxxxx	xxxxxxxxxxxx	xxxxxxxxxxxx
<b>    With Prior Written Consent of Director of Local Government Services - Public and</b>	xxxxxxx	xxxxxxxxxxxx	xxxxxxxxxxxx	xxxxxxxxxxxx
<b>    Private Revenues Offset with Appropriations:</b>	xxxxxxx	xxxxxxxxxxxx	xxxxxxxxxxxx	xxxxxxxxxxxx
SNAP Admin. Funding (ARPA)	10-823	131,277.00		-
Social Services - Community Block Grant (CBG)	10-652	3,000,000.00		-
Social Services for the Homeless (SSH)	10-652	439,509.00	879,018.00	879,018.00
Social Services for the Homeless (SSH) - TANF	10-830	77,652.00	155,304.00	155,304.00
Special Enforcement Grant (Fmly STEP)	10-739		51,000.00	51,000.00
State Health Insurance Program (SHIP)	10-612		38,000.00	38,000.00
State/Community Partnership Program	10-660	736,143.00	736,143.00	736,143.00
Stop Violence Against Women Act (VAWA)	10-613		45,686.00	45,686.00
Strengthening Local Public Health Program	10-634		42,534.00	42,534.00
Subregional Transportation Program (STP)	10-766		187,277.50	187,277.50
SYWEP - WFNJ	10-648		380,948.00	380,948.00
SYWEP - WIOA - Set Aside	10-857		1,615,852.00	1,615,852.00
Tecan-UCPO Settlement	12-576	50,000.00		-
UCBOE - ADA Training	10-664		2,800.00	2,800.00
UCBOE - Ballot Drop Boxes	10-660	141,986.66	135,397.50	135,397.50
UCBOE - Berkeley Heights Special School Election	12-881	43,100.00		-
UCBOE - Clark Special School Board Election	12-881		48,500.00	48,500.00
UCBOE - Early Voting	10-664	1,346,726.56	1,381,198.17	1,381,198.17
UCBOE - Hillside Run-Off Election	12-881	41,975.00		-

**CURRENT FUND - ANTICIPATED REVENUES - (Continued)**

GENERAL REVENUES	FCOA	Anticipated		Realized in
		2026	2025	Cash in 2025
<b>3. Miscellaneous Revenues - Section D: Special Items of General Revenue Anticipated</b>	xxxxxxx	xxxxxxxxxxxx	xxxxxxxxxxxx	xxxxxxxxxxxx
<b>With Prior Written Consent of Director of Local Government Services - Public and</b>	xxxxxxx	xxxxxxxxxxxx	xxxxxxxxxxxx	xxxxxxxxxxxx
<b>Private Revenues Offset with Appropriations:</b>	xxxxxxx	xxxxxxxxxxxx	xxxxxxxxxxxx	xxxxxxxxxxxx
UCBOE - Poll Worker Pay Reimbursement	10-877	1,074,500.00	1,049,750.00	1,049,750.00
UCBOE - Scotch Plains/Fanwood Special Election	12-881		46,200.00	46,200.00
UCBOE - Westfield School Board Election Grant	12-881	34,800.00	34,000.00	34,000.00
Union County Improving Library Shared Services	10-660		125,000.00	125,000.00
Universal Service Fund-CWA ADMINISTRATION	10-652		11,595.00	11,595.00
Urban Area Security Initiative (UASI) Gt	10-734		352,193.12	352,193.12
Veterans Paratransit Program	10-820		12,000.00	12,000.00
Victims Of Crime(VOCA)-Vic Wit Advoc Grt	10-734		444,087.00	444,087.00
Workfirst NJ Grant	10-646		2,538,669.00	2,538,669.00
Workforce Innov & Opport Act-WIOA-Adult	10-816		1,402,091.00	1,402,091.00
Workforce Innov & Opport Act-WIOA-D.W.	10-816		2,153,345.00	2,153,345.00
Workforce Innov & Opport Act-WIOA-Data Reporting & Analysis	10-816		12,971.00	12,971.00
Workforce Innov & Opport Act-WIOA-Youth	10-816		1,373,503.00	1,373,503.00
				-
				-
				-
				-
				-
				-

**CURRENT FUND - ANTICIPATED REVENUES - (Continued)**

GENERAL REVENUES	FCOA	Anticipated		Realized in
		2026	2025	Cash in 2025
<b>3. Miscellaneous Revenues - Section D: Special Items of General Revenue Anticipated</b>	xxxxxxx	xxxxxxxxxxx	xxxxxxxxxxx	xxxxxxxxxxx
<b>With Prior Written Consent of Director of Local Government Services - Public and</b>	xxxxxxx	xxxxxxxxxxx	xxxxxxxxxxx	xxxxxxxxxxx
<b>Private Revenues Offset with Appropriations (Continued):</b>	xxxxxxx	xxxxxxxxxxx	xxxxxxxxxxx	xxxxxxxxxxx
				-
				-
				-
				-
				-
				-
				-
				-
				-
				-
				-
				-
				-
				-
				-
				-
				-
<b>Total Section D: Special Item of General Revenue Anticipated with Prior Written</b>	xxxxxxx	xxxxxxxxxxx	xxxxxxxxxxx	xxxxxxxxxxx
<b>Consent of Director of Local Government Services - Public and Private Revenues</b>	10-001	28,699,685.16	43,474,791.14	43,474,791.14

**CURRENT FUND - ANTICIPATED REVENUES - (Continued)**

GENERAL REVENUES	FCOA	Anticipated		Realized in
		2026	2025	Cash in 2025
<b>3. Miscellaneous Revenues - Section E: Special Items of General Revenue Anticipated</b>	xxxxxxx	xxxxxxxxxxxx	xxxxxxxxxxxx	xxxxxxxxxxxx
<b>With Prior Written Consent of Director of Local Government Services - Other</b>	xxxxxxx	xxxxxxxxxxxx	xxxxxxxxxxxx	xxxxxxxxxxxx
<b>Special Items:</b>	xxxxxxx	xxxxxxxxxxxx	xxxxxxxxxxxx	xxxxxxxxxxxx
Utility Operating Surplus of Prior Year	08-116			
Constitutional Officers - Increased Fees (P.L. 2001, C. 370)				
County Clerk	08-100	1,400,000.00	1,400,000.00	1,613,136.00
Sheriff	08-100	450,000.00	700,000.00	455,447.11
Surrogate	08-100	275,000.00	275,000.00	323,337.31
Reimbursement from State and Federal Programs:				
1. Fringe Benefits	08-100	2,750,000.00	2,750,000.00	3,392,089.61
2. Indirect Costs	08-100	775,000.00	800,000.00	778,599.62
Ambulance Services	08-100	2,000,000.00	2,000,000.00	2,239,545.64
Debt Service - Open Space	08-100	3,749,330.51	4,104,733.98	4,104,733.98
Dispatch Services	08-100	1,000,000.00	1,000,000.00	1,332,087.37
Franchise Fee - Jersey Gardens	08-100	300,000.00	300,000.00	583,570.00
Health Services - Shared Services Agreements	08-100	500,000.00	-	-
Intoxicated Driver Resource Center Fees	08-100	213,615.00	220,000.00	230,472.00
New Jersey Division of Economic Assistance - Earned Grant	08-100	42,300,000.00	42,000,000.00	48,863,848.00
Open Space - Parks Maintenance	08-225	2,500,000.00	2,500,000.00	2,500,000.00
PILOTS	08-130	1,300,000.00	1,300,000.00	2,490,144.33





**CURRENT FUND - ANTICIPATED REVENUES - (Continued)**

GENERAL REVENUES	FCOA	Anticipated		Realized in
		2026	2025	Cash in 2025
<b>Summary of Revenues</b>	XXXXX	XXXXXXXXXX	XXXXXXXXXX	XXXXXXXXXX
<b>1. Surplus Anticipated (Sheet 4, #1)</b>	08-101	42,000,000.00	38,750,000.00	38,750,000.00
<b>2. Surplus Anticipated with Prior Written Consent of Director of Local Government Services</b>	08-102	-	-	-
<b>3. Miscellaneous Revenues:</b>	XXXXX	XXXXXXXXXX	XXXXXXXXXX	XXXXXXXXXX
<b>Total Section A:</b> Local Revenues	08-001	24,525,000.00	19,600,000.00	37,498,042.51
<b>Total Section B:</b> State Aid	09-001	2,934,093.91	2,809,028.15	2,809,028.15
<b>Total Section C:</b> State Assumption of Costs of County Social and Welfare Services and Psychiatric Facilities	08-002	1,638,100.00	1,703,965.00	1,139,627.00
<b>Total Section D:</b> Special Items of General Revenue Anticipated with Prior Written Consent of Director of Local Government Services - Public and Private Revenues	10-001	28,699,685.16	43,474,791.14	43,474,791.14
<b>Total Section E:</b> Special Items of General Revenue Anticipated with Prior Written Consent of Director of Local Government Services - Other Special Items	08-004	71,527,386.51	71,981,132.98	82,862,386.58
<b>Total Miscellaneous Revenues</b>	13-099	129,324,265.58	139,568,917.27	167,783,875.38
<b>4. Receipts from Delinquent Taxes</b>	15-499			
<b>5. Subtotal General Revenues (Items 1, 2, 3 and 4)</b>	13-199	171,324,265.58	178,318,917.27	206,533,875.38
<b>Total Amount to be Raised by Taxes for Support of County Budget</b>	07-190	387,868,381.48	380,263,119.10	380,263,119.10
<b>7. Total General Revenues</b>	13-299	559,192,647.06	558,582,036.37	586,796,994.48

## CURRENT FUND - APPROPRIATIONS

8. GENERAL APPROPRIATIONS	FCOA		Appropriated				Expended 2025	
(A) Operations			for 2026	for 2025	for 2025 By Emergency Appropriation	Total for 2025 As Modified By All Transfers	Paid or Charged	Reserved
GENERAL GOVERNMENT:						-		-
County Manager's Office:	20-100					-		-
Salaries and Wages	20-100	1	532,183.00	570,268.00		570,268.00	419,545.35	150,722.65
Other Expenses	20-100	2	332,000.00	352,000.00		352,000.00	218,319.43	133,680.57
Special Studies and Initiatives	20-100	2	625,000.00	710,000.00		710,000.00	597,894.92	112,105.08
						-		-
						-		-
Board of County Commissioners:	20-110					-		-
Salaries and Wages	20-110	1	561,050.00	558,572.00		558,572.00	550,877.64	7,694.36
Other Expenses	20-110	2	90,000.00	102,500.00		102,500.00	85,561.36	16,938.64
Annual Audit	20-135	2	255,000.00	250,000.00		250,000.00	250,000.00	-
Other Accounting and Auditing Fees	20-110	2	125,000.00	125,000.00		125,000.00	125,000.00	-
County Infrastructure & Improvement Program	20-110	2	1,500,000.00	1,500,000.00		1,500,000.00	1,500,000.00	-
						-		-
						-		-
Clerk of the Board:	20-110					-		-
Salaries and Wages	20-110	1	1,038,598.00	1,104,760.00		1,104,760.00	999,072.35	105,687.65
Other Expenses	20-110	2	214,700.00	233,500.00		233,500.00	209,634.79	23,865.21
						-		-
						-		-

**CURRENT FUND - APPROPRIATIONS**

8. GENERAL APPROPRIATIONS  (A) Operations - (continued)	FCOA		Appropriated				Expended 2025	
			for 2026	for 2025	for 2025 By Emergency Appropriation	Total for 2025 As Modified By All Transfers	Paid or Charged	Reserved
County Clerk:	20-120					-		-
Salaries and Wages	20-120	1	2,499,806.00	2,727,173.00		2,727,173.00	2,273,999.14	453,173.86
Other Expenses	20-120	2	190,500.00	193,700.00		193,700.00	175,689.45	18,010.55
						-		-
Board of Elections:	20-101					-		-
Salaries and Wages	20-101	1	2,193,549.00	2,223,304.00		2,223,304.00	2,143,355.72	79,948.28
Other Expenses	20-101	2	652,965.00	958,470.00		958,470.00	897,941.14	60,528.86
						-		-
Elections (County Clerk):	20-120					-		-
Salaries and Wages	20-120	1	91,000.00	274,411.00		274,411.00	19,969.04	254,441.96
Other Expenses	20-120	2	1,501,000.00	1,614,900.00		1,614,900.00	1,323,408.20	291,491.80
						-		-
Department of Finance:	20-130					-		-
Office of Director:	20-130					-		-
Salaries and Wages	20-130	1	273,032.00	265,078.00		265,078.00	252,682.23	12,395.77
Other Expenses	20-130	2	167,500.00	167,500.00		167,500.00	54,599.47	112,900.53
						-		-
Public Obligations Registration Act P. L. 1983						-		-
Ch. 243 Financial Administration:	20-130	2	100,000.00	100,000.00		100,000.00	60,973.44	39,026.56
						-		-

**CURRENT FUND - APPROPRIATIONS**

8. GENERAL APPROPRIATIONS  (A) Operations - (continued)	FCOA		Appropriated				Expended 2025	
			for 2026	for 2025	for 2025 By Emergency Appropriation	Total for 2025 As Modified By All Transfers	Paid or Charged	Reserved
Division of Reimbursement:	20-130					-		-
Salaries and Wages	20-130	1	487,836.00	541,423.00		541,423.00	398,173.10	143,249.90
Other Expenses	20-130	2	5,500.00	3,500.00		3,500.00	245.64	3,254.36
						-		-
Division of Treasurer:	20-130					-		-
Salaries and Wages	20-130	1	376,911.00	414,678.00		414,678.00	366,858.24	47,819.76
Other Expenses	20-130	2	81,000.00	81,000.00		81,000.00	12,536.25	68,463.75
						-		-
Division of Comptroller:	20-130					-		-
Salaries and Wages	20-130	1	794,169.00	838,440.00		838,440.00	659,886.69	178,553.31
Other Expenses	20-130	2	28,000.00	28,000.00		28,000.00	10,956.14	17,043.86
						-		-
Aid to Union County Improvement Authority	20-135	1	150,000.00	150,000.00		150,000.00	135,000.00	15,000.00
						-		-
						-		-
						-		-
Division of Internal Audit:	20-130					-		-
Salaries and Wages	20-130	1	284,548.00	390,429.00		390,429.00	246,452.69	143,976.31
Other Expenses	20-130	2	7,600.00	7,600.00		7,600.00	1,349.78	6,250.22
						-		-

## CURRENT FUND - APPROPRIATIONS

8. GENERAL APPROPRIATIONS	FCOA		Appropriated				Expended 2025	
(A) Operations - (continued)			for 2026	for 2025	for 2025 By Emergency Appropriation	Total for 2025 As Modified By All Transfers	Paid or Charged	Reserved
Department of Law:						-		-
Office of County Counsel:	20-155					-		-
Salaries and Wages	20-155	1	1,126,152.00	1,395,751.00		1,395,751.00	1,282,324.76	113,426.24
Other Expenses	20-155	2	80,100.00	83,100.00		83,100.00	56,696.80	26,403.20
						-		-
Division of County Adjuster:	20-155					-		-
Salaries and Wages	20-155	1	378,079.00	444,024.00		444,024.00	382,633.89	61,390.11
Other Expenses	20-155	2	1,000.00	1,000.00		1,000.00	769.51	230.49
						-		-
Department of Administrative Services:						-		-
Office of Director:	20-140					-		-
Salaries and Wages	20-140	1	268,610.00	327,896.00		327,896.00	300,011.83	27,884.17
Other Expenses	20-140	2	15,700.00	15,700.00		15,700.00	8,473.64	7,226.36
						-		-
Division of Motor Vehicles	20-140					-		-
Salaries and Wages	20-140	1	1,349,509.00	1,658,724.25		1,658,724.25	1,312,287.50	346,436.75
Other Expenses	20-140	2	4,835,000.00	5,180,000.00		5,180,000.00	4,385,445.86	794,554.14
						-		-
						-		-
						-		-

## CURRENT FUND - APPROPRIATIONS

8. GENERAL APPROPRIATIONS	FCOA		Appropriated				Expended 2025	
(A) Operations - (continued)			for 2026	for 2025	for 2025 By Emergency Appropriation	Total for 2025 As Modified By All Transfers	Paid or Charged	Reserved
Division of Personnel Management & Labor Relations:	20-105					-		-
Salaries and Wages	20-105	1	1,145,495.00	1,266,643.00		1,104,643.00	1,097,850.14	6,792.86
Other Expenses	20-105	2	1,285,950.00	1,154,450.00		1,234,450.00	1,156,627.85	77,822.15
						-		-
Division of Purchasing:	20-140					-		-
Salaries and Wages	20-140	1	515,359.00	495,965.00		500,965.00	495,450.72	5,514.28
Other Expenses	20-140	2	249,130.00	249,130.00		249,130.00	237,364.65	11,765.35
						-		-
Board of Taxation:	20-150					-		-
Salaries and Wages	20-150	1	315,450.00	314,776.00		315,776.00	309,987.84	5,788.16
						-		-
						-		-
County Surrogate:	20-160					-		-
Salaries and Wages	20-160	1	1,284,509.00	1,278,627.00		1,278,627.00	1,216,827.39	61,799.61
Other Expenses	20-160	2	13,181.00	38,200.00		38,200.00	37,724.26	475.74
						-		-
						-		-
						-		-
						-		-
						-		-

**CURRENT FUND - APPROPRIATIONS**

8. GENERAL APPROPRIATIONS	FCOA		Appropriated				Expended 2025	
(A) Operations - (continued)			for 2026	for 2025	for 2025 By Emergency Appropriation	Total for 2025 As Modified By All Transfers	Paid or Charged	Reserved
Department of Economic Development:						-		-
Office of the Director:	20-170					-		-
Salaries and Wages	20-170	1	505,037.00	490,327.00		490,327.00	490,325.16	1.84
Other Expenses	20-170	2	42,000.00	102,000.00		102,000.00	38,052.67	63,947.33
						-		-
Division of Information Technologies:	20-170					-		-
Salaries and Wages	20-170	1	1,044,058.00	1,051,708.75		1,051,708.75	939,182.19	112,526.56
Other Expenses	20-170	2	2,566,000.00	2,841,000.00		2,841,000.00	2,406,888.60	434,111.40
						-		-
						-		-
Community Development & Housing:	20-170					-		-
Salaries and Wages	20-170	1	159,715.00	207,082.00		207,082.00	155,062.50	52,019.50
Other Expenses	20-170	2	2,000.00	2,000.00		2,000.00	621.35	1,378.65
						-		-
						-		-
Division of Strategic Planning & Intergovernment:	20-170					-		-
Salaries and Wages	20-170	1	522,190.00	517,943.00		517,943.00	485,179.35	32,763.65
Other Expenses	20-170	2	707,300.00	737,250.00		737,250.00	662,001.53	75,248.47
						-		-
						-		-

## CURRENT FUND - APPROPRIATIONS

8. GENERAL APPROPRIATIONS	FCOA		Appropriated				Expended 2025	
(A) Operations - (continued)			for 2026	for 2025	for 2025 By Emergency Appropriation	Total for 2025 As Modified By All Transfers	Paid or Charged	Reserved
INSURANCE:						-		-
Group Insurance Plan for Employees	23-220	2	76,200,569.69	61,228,096.00		61,228,096.00	60,709,701.15	518,394.85
Surety Bond Premiums	23-211	2	12,000.00	12,000.00		12,000.00	9,545.00	2,455.00
Other Insurance Premiums	23-211	2	9,376,091.00	9,965,699.00		9,965,699.00	8,515,813.48	1,449,885.52
Employees' Prescription Plan	23-211	2	37,987,455.00	27,871,686.00		27,871,686.00	27,714,471.20	157,214.80
Dental Plan	23-211	2	700,000.00	675,000.00		675,000.00	558,458.64	116,541.36
Disability Insurance	23-211	2	200,000.00	200,000.00		200,000.00	200,000.00	-
						-		-
PUBLIC SAFETY:						-		-
Office of the Sheriff:						-		-
Sheriff's Office:	25-270					-		-
Salaries and Wages	25-270	1	26,700,246.00	25,417,765.00		25,417,765.00	24,300,093.22	1,117,671.78
Other Expenses	25-270	2	617,500.00	620,000.00		620,000.00	537,489.79	82,510.21
						-		-
Division of Corrections	25-280					-		-
Salaries and Wages	25-280	1	4,402,933.00	5,164,167.00		5,164,167.00	4,478,214.56	685,952.44
Other Expenses	25-280	2	18,643,000.00	18,668,500.00		18,768,500.00	17,096,533.39	1,671,966.61
Juvenile Detention:	25-280					-		-
Salaries and Wages	25-280	1	-	76,529.00		76,529.00	12,572.35	63,956.65
Other Expenses	25-280	2	2,000,000.00	2,000,000.00		2,600,000.00	2,500,000.00	100,000.00

## CURRENT FUND - APPROPRIATIONS

8. GENERAL APPROPRIATIONS	FCOA		Appropriated				Expended 2025	
(A) Operations - (continued)			for 2026	for 2025	for 2025 By Emergency Appropriation	Total for 2025 As Modified By All Transfers	Paid or Charged	Reserved
Department of Public Safety:						-		-
Office of Director:	25-241					-		-
Salaries and Wages	25-241	1	313,321.00	317,194.00		317,194.00	304,193.04	13,000.96
Other Expenses	25-241	2	500.00	1,000.00		1,000.00		1,000.00
						-		-
Division of Weights and Measures:	25-242					-		-
Salaries and Wages	25-242	1	432,422.00	410,748.00		421,748.00	413,916.20	7,831.80
Other Expenses	25-242	2	1,950.00	4,050.00		4,050.00	2,146.10	1,903.90
						-		-
Division of Medical Examiner:	25-243					-		-
Salaries and Wages	25-243	1	777,760.00	749,969.00		766,969.00	741,243.60	25,725.40
Other Expenses	25-243	2	810,862.00	885,744.00		885,744.00	798,728.11	87,015.89
						-		-
Division of Emergency Management:	25-252					-		-
Salaries and Wages	25-252	1	1,492,355.00	1,574,278.00		1,574,278.00	1,465,326.52	108,951.48
Other Expenses	25-252	2	517,513.00	536,263.00		536,263.00	516,817.91	19,445.09
						-		-
Emergency Medical Services:	25-261					-		-
Salaries and Wages	25-261	1	2,610,139.00	2,604,081.00		2,604,081.00	2,530,756.48	73,324.52
Other Expenses	25-261	2	210,000.00	210,000.00		265,000.00	207,557.21	57,442.79

## CURRENT FUND - APPROPRIATIONS

8. GENERAL APPROPRIATIONS	FCOA		Appropriated				Expended 2025	
(A) Operations - (continued)			for 2026	for 2025	for 2025 By Emergency Appropriation	Total for 2025 As Modified By All Transfers	Paid or Charged	Reserved
Division of Police :	25-240					-		-
Salaries and Wages	25-240	1	12,738,623.00	12,108,016.00		12,208,016.00	11,646,717.19	561,298.81
Other Expenses	25-240	2	310,850.00	314,600.00		314,600.00	311,128.00	3,472.00
						-		-
						-		-
Division of Health :	25-244					-		-
Salaries and Wages	25-244	1	836,039.00	406,392.00		406,392.00	325,475.24	80,916.76
Other Expenses	25-244	2	49,200.00	161,000.00		161,000.00	38,221.95	122,778.05
						-		-
County Prosecutor's Office:	25-275					-		-
Salaries and Wages	25-275	1	26,915,879.00	26,882,730.00		26,882,730.00	24,808,801.74	2,073,928.26
Other Expenses	25-275	2	1,000,249.00	995,249.00		995,249.00	991,846.26	3,402.74
						-		-
Contribution to Soil Conserv. District (N.J.S. 4:24:22(l))	25-245	2	41,709.78	41,709.78		41,709.78	41,709.78	-
						-		-
						-		-
Dept. of Engineering, Public Works and Facilities Mgmt.						-		-
Office of Director:	26-291					-		-
Salaries and Wages	26-291	1	44,400.00	43,107.00		43,107.00	43,106.62	0.38
Other Expenses	26-291	2	7,700.00	9,700.00		9,700.00	6,979.51	2,720.49

**CURRENT FUND - APPROPRIATIONS**

8. GENERAL APPROPRIATIONS  (A) Operations - (continued)	FCOA		Appropriated				Expended 2025	
			for 2026	for 2025	for 2025 By Emergency Appropriation	Total for 2025 As Modified By All Transfers	Paid or Charged	Reserved
Division of Public Works	26-290					-		-
Salaries and Wages	26-290	1	2,381,139.00	2,490,378.00		2,490,378.00	2,090,626.66	399,751.34
Other Expenses	26-290	2	45,700.00	67,700.00		67,700.00	66,037.58	1,662.42
						-		-
Division of Facilities Management:	26-310					-		-
Salaries and Wages	26-310	1	8,155,456.00	7,965,861.00		7,965,861.00	7,542,410.06	423,450.94
Other Expenses	26-310	2	8,129,000.00	8,424,500.00		8,424,500.00	8,239,751.08	184,748.92
						-		-
Engineering, Land and Facilities Planning:	20-165					-		-
Salaries and Wages	20-165	1	1,248,772.00	1,278,191.00		1,278,191.00	1,103,245.67	174,945.33
Other Expenses	20-165	2	400,500.00	434,500.00		434,500.00	425,841.99	8,658.01
						-		-
Contribution for Flood Control	26-291	2	16,434.00	15,955.00		15,955.00	15,955.00	-
						-		-
HEALTH AND WELFARE:						-		-
Children's Specialized Hospital	27-331	2	50,000.00	50,000.00		50,000.00	50,000.00	-
						-		-
Cornerstone Psychiatric/Runnells Specialized Hospital:	27-350					-		-
Other Expenses	27-350	2	25,000.00	54,000.00		54,000.00	51,040.00	2,960.00
						-		-

**CURRENT FUND - APPROPRIATIONS**

8. GENERAL APPROPRIATIONS	FCOA		Appropriated				Expended 2025	
(A) Operations - (continued)			for 2026	for 2025	for 2025 By Emergency Appropriation	Total for 2025 As Modified By All Transfers	Paid or Charged	Reserved
Adult Diagnostic Center:						-	-	-
Other Expenses	27-332	2	9,000.00	9,000.00		9,000.00	-	9,000.00
						-		-
Psychiatric Treatment:						-		-
Other Expenses	27-333	2	5,000.00	5,000.00		5,000.00	-	5,000.00
						-		-
						-		-
Maintenance of Patients in State Institutions						-		-
for Mental Diseases ( N.J.S.A.30:4-79 )	27-345	2	4,666,339.00	3,949,261.00		3,949,261.00	3,949,261.00	-
						-		-
						-		-
Rutgers Behavioral Health Care	27-334	2	14,243.00	14,336.00		14,336.00	14,336.00	-
						-		-
Maintenance of Patients in State Geriatric Center	27-345	2	1,000,000.00	1,700,000.00		1,700,000.00	750,000.00	950,000.00
						-		-
Department of Human Services:						-		-
Office of Director:	27-345					-		-
Salaries and Wages	27-345	1	811,313.00	1,023,444.00		1,023,444.00	970,476.65	52,967.35
Other Expenses	27-345	2	650,912.00	919,298.00		919,298.00	857,507.55	61,790.45
						-		-

## CURRENT FUND - APPROPRIATIONS

8. GENERAL APPROPRIATIONS	FCOA		Appropriated				Expended 2025	
(A) Operations - (continued)			for 2026	for 2025	for 2025 By Emergency Appropriation	Total for 2025 As Modified By All Transfers	Paid or Charged	Reserved
Division of Aging:	27-345					-		-
Salaries and Wages	27-345	1	473,319.00	468,979.00		469,979.00	454,632.90	15,346.10
Other Expenses	27-345	2	2,045,506.00	2,520,379.00		2,505,379.00	2,417,973.71	87,405.29
						-		-
Division of Children & Youth Services:	27-345					-		-
Salaries and Wages	27-345	1	1,008,658.00	981,043.00		981,043.00	896,690.21	84,352.79
Other Expenses	27-345	2	860,026.00	850,338.00		850,338.00	841,205.88	9,132.12
						-		-
Employment & Training:	27-345					-		-
Salaries and Wages	27-345	1	221,420.00	281,338.00		281,338.00	224,994.40	56,343.60
Other Expenses	27-345	2	209,125.00	215,780.00		230,780.00	202,554.92	28,225.08
						-		-
Division of Social Services:	27-345					-		-
Salaries and Wages	27-345	1	38,768,512.00	40,096,029.00		39,996,029.00	33,728,087.23	6,267,941.77
Other Expenses	27-345	2	11,403,042.00	10,914,457.00		11,014,457.00	10,546,013.41	468,443.59
						-		-
Division of Individual & Family Support Services:	27-345					-		-
Salaries and Wages	27-345	1	669,279.00	788,391.00		788,391.00	755,776.28	32,614.72
Other Expenses	27-345	2	289,063.00	939,063.00		939,063.00	534,159.35	404,903.65
						-		-

**CURRENT FUND - APPROPRIATIONS**

8. GENERAL APPROPRIATIONS  (A) Operations - (continued)	FCOA		Appropriated				Expended 2025	
			for 2026	for 2025	for 2025 By Emergency Appropriation	Total for 2025 As Modified By All Transfers	Paid or Charged	Reserved
Division of Paratransit:	27-345					-		-
Salaries and Wages	27-345	1	21,951.00	59,362.00		59,362.00	45,523.52	13,838.48
Other Expenses	27-345	2	2,300,000.00	2,600,000.00		2,600,000.00	2,600,000.00	-
						-		-
Division of Outreach & Advocacy	27-345					-		-
Salaries and Wages	27-345	1	692,748.00	701,516.00		701,516.00	644,349.16	57,166.84
Other Expenses	27-345	2	27,100.00	27,100.00		27,100.00	26,841.15	258.85
						-		-
Department of Parks and Recreation:						-		-
Office of the Director:	28-370					-		-
Salaries and Wages	28-370	1	973,624.00	1,032,807.00		1,032,807.00	955,631.11	77,175.89
Other Expenses	28-370	2	41,000.00	230,500.00		230,500.00	186,672.34	43,827.66
						-		-
Recreational Facilities:	28-371					-		-
Salaries and Wages	28-371	1	2,315,074.00	2,207,471.00		2,207,471.00	1,933,102.40	274,368.60
Other Expenses	28-371	2	9,859,339.00	10,168,905.00		10,168,905.00	9,795,082.64	373,822.36
						-		-
Division of Planning & Environmental Services:	28-375					-		-
Salaries and Wages	28-375	1	391,821.00	689,469.00		689,469.00	615,531.61	73,937.39
Other Expenses	28-375	2	303,350.00	145,900.00		145,900.00	114,945.76	30,954.24

## CURRENT FUND - APPROPRIATIONS

8. GENERAL APPROPRIATIONS	FCOA		Appropriated				Expended 2025	
(A) Operations - (continued)			for 2026	for 2025	for 2025 By Emergency Appropriation	Total for 2025 As Modified By All Transfers	Paid or Charged	Reserved
Park Maintenance:	28-375					-		-
Salaries and Wages	28-375	1	2,788,840.00	3,048,320.00		3,048,320.00	2,664,857.73	383,462.27
Other Expenses	28-375	2	614,920.00	783,300.00		783,300.00	540,375.13	242,924.87
						-		-
Cultural and Heritage Affairs:	28-370					-		-
Salaries and Wages	28-370	1	232,486.00	222,186.00		222,186.00	220,920.98	1,265.02
Other Expenses	28-370	2	20,000.00	20,000.00		20,000.00	19,858.51	141.49
						-		-
EDUCATIONAL:						-		-
1. Office of County Superintendent of Schools:	29-401					-		-
Salaries and Wages	29-401	1	286,325.00	271,906.00		280,906.00	270,585.78	10,320.22
Other Expenses	29-401	2	4,800.00	12,500.00		12,500.00	6,208.52	6,291.48
						-		-
2. Vocational Schools	29-400	2	5,664,460.00	5,608,930.00		5,608,930.00	5,608,930.00	-
						-		-
3. Union County Extension Service in Agriculture, Home Economics and 4H:	29-402					-		-
Salaries and Wages	29-402	1	56,995.00	55,335.00		55,335.00	55,334.05	0.95
Other Expenses	29-402	2	157,644.00	145,942.00		145,942.00		145,942.00
						-		-

**CURRENT FUND - APPROPRIATIONS**

8. GENERAL APPROPRIATIONS	FCOA		Appropriated				Expended 2025	
(A) Operations - (continued)			for 2026	for 2025	for 2025 By Emergency Appropriation	Total for 2025 As Modified By All Transfers	Paid or Charged	Reserved
4. Union County Community College System	29-395	2	16,438,130.00	16,375,986.00		16,375,986.00	16,375,986.00	-
						-		-
5. Scholarship Program	29-403	2	175,000.00	190,000.00		190,000.00	190,000.00	-
						-		-
6. Reimbursement for Residents Attending						-		-
Out-of-County Two Year Colleges and						-		-
Vocational Technical Schools						-		-
(N.J.S. 18A:64A-23) and (N.J.S. 18A:54-23.4)	29-404	2	217,000.00	217,000.00		217,000.00	108,417.01	108,582.99
						-		-
7. Educational Services Commission						-		-
(N.J.S.A. 40:23-8.11) and (N.J.S. 18A:6-67)	29-404	2	70,000.00	70,000.00		70,000.00	70,000.00	-
						-		-
						-		-
Emergency Authorization - SNAP Benefit Initiative		2			1,041,583.15	1,041,583.15	1,041,583.15	-
						-		-
						-		-
						-		-
						-		-
						-		-

## CURRENT FUND - APPROPRIATIONS

8. GENERAL APPROPRIATIONS	FCOA		Appropriated				Expended 2025	
(A) Operations - (continued)			for 2026	for 2025	for 2025 By Emergency Appropriation	Total for 2025 As Modified By All Transfers	Paid or Charged	Reserved
<b>Other Common Operating Functions (Unclassified)</b>	xxxxxx		xxxxxxxxxx	xxxxxxxxxx	xxxxxxxxxx	xxxxxxxxxx	xxxxxxxxxx	xxxxxxxxxx
			xxxxxxxxxx	xxxxxxxxxx	xxxxxxxxxx	xxxxxxxxxx	xxxxxxxxxx	xxxxxxxxxx
Prior Years Bills:	30-410	2		138,528.75		138,528.75	138,528.75	-
						-		-
2019 - County Adjuster - New Bridge Medical Center	30-410	2	555.33			-		-
2019 - Parks & Rec. - Recreational Facilities - ShopRite	30-410	2	1,028.94			-		-
2022 - Eng/PW/FM - Public Works - Morton Salt, Inc.	30-410	2	1,698.22			-		-
2022 - Parks & Rec. - Recreational Facilities - ShopRite	30-410	2	282.45			-		-
2023 - County Adjuster - Essex County	30-410	2	3,662.88			-		-
2023 - County Adjuster - Meadowview Psychiatric Hospital	30-410	2	31,734.73			-		-
2023 - County Adjuster - New Bridge Medical Center	30-410	2	1,030.74			-		-
2023 - Eng/PW/FM - Facilities Management - DAIDA	30-410	2	90.00			-		-
2023 - Human Svcs - Social Svcs - PSE&G	30-410	2	1,910.86			-		-
2023 - Reimb. for Residents: Out of Cty Colleges - BCC	30-410	2	1,234.90			-		-
2023 - Sheriff's Office - Maffey's Security Group	30-410	2	194.30			-		-
2024 - County Adjuster - Essex County	30-410	2	61,962.93			-		-
2024 - County Adjuster - Meadowview Psychiatric Hospital	30-410	2	6,820.56			-		-
2024 - County Adjuster - New Bridge Medical Center	30-410	2	9,315.80			-		-
2024 - County Counsel - Veritext Legal Solutions	30-410	2	917.08			-		-
2024 - Eng/PW/FM - Facilities Management - DAIDA	30-410	2	45.00			-		-



## CURRENT FUND - APPROPRIATIONS

8. GENERAL APPROPRIATIONS	FCOA		Appropriated				Expended 2025	
(A) Operations - (continued)			for 2026	for 2025	for 2025 By Emergency Appropriation	Total for 2025 As Modified By All Transfers	Paid or Charged	Reserved
<b>UNCLASSIFIED:</b>	xxxxxx		xxxxxxxxxx	xxxxxxxxxx	xxxxxxxxxx	xxxxxxxxxx	xxxxxxxxxx	xxxxxxxxxx
						-		-
						-		-
						-		-
Salary Adjustment	30-425	1	2,344,380.54	1,471,275.04		654,275.04	-	654,275.04
						-		-
Accumulated Leave Compensation	30-415	1	1,500,000.00	1,500,000.00		1,500,000.00	1,500,000.00	-
						-		-
Utilities	31-460	2	10,225,000.00	10,517,000.00		10,517,000.00	10,201,511.72	315,488.28
						-		-
						-		-
						-		-
						-		-
						-		-
<b>SUBTOTAL OPERATIONS</b>	<b>34-199</b>		400,934,616.47	381,463,235.57	1,041,583.15	382,504,818.72	355,934,690.98	26,570,127.74
Detail:			xxxxxxxxxx	xxxxxxxxxx	xxxxxxxxxx	xxxxxxxxxx	xxxxxxxxxx	xxxxxxxxxx
Salaries & Wages	34-201	1	160,503,074.54	161,896,280.04	-	160,961,280.04	144,676,188.62	16,285,091.42
Other Expenses	34-201	2	240,431,541.93	219,566,955.53	1,041,583.15	221,543,538.68	211,258,502.36	10,285,036.32

## CURRENT FUND - APPROPRIATIONS

8. GENERAL APPROPRIATIONS	FCOA		Appropriated				Expended 2025	
(A) Operations - (continued)			for 2026	for 2025	for 2025 By Emergency Appropriation	Total for 2025 As Modified By All Transfers	Paid or Charged	Reserved
<b>Public and Private Programs Offset by Revenues</b>								
Matching Funds for Grants	41-899	2	593,296.00	206,269.00		206,269.00	-	206,269.00
Alcohol/Drug Abuse Innovative Grant (ADA-I)	41-501	2		409,378.00		409,378.00	409,378.00	-
APC- Older Americans Act Title III-Federal	41-825	2	2,586,902.00	2,707,097.00		2,707,097.00	2,707,097.00	-
Match	41-825	2	156,926.00	156,926.00		156,926.00	156,926.00	-
APC-Older Americans Act Title III-State	41-656	2	1,496,699.00	1,507,452.00		1,507,452.00	1,507,452.00	-
Match-Home Delivered Meals-State Weekend	41-656	2	20,470.00	20,470.00		20,470.00	20,470.00	-
Match-Safe Housing	41-656	2	49,143.00	49,143.00		49,143.00	49,143.00	-
Match-SASS	41-656	2	29,131.00	29,131.00		29,131.00	29,131.00	-
Arrive Together Program	41-549	2	350,000.00	127,800.00		127,800.00	127,800.00	-
Body Armor Replacement Fund	41-505	2	34,054.46	28,214.48		28,214.48	28,214.48	-
Capital Improvement 2026	41-664	2	9,000,000.00			-	-	-
Child Advocacy Development Grant-Capital	41-554	2		211,642.00		211,642.00	211,642.00	-
Childhood Lead Exposure Prevention Grant	41-619	2		373,010.00		373,010.00	373,010.00	-
Chronic Disease Prevention Program	41-634	2	260,000.00			-	-	-
Clean Communities	41-602	2		80,037.27		80,037.27	80,037.27	-
Community Mental Health Services Block Grant	41-830	2		8,000.00		8,000.00	8,000.00	-
Community Service Block Grant (CSBG)	41-659	2	318,912.00	962,023.00		962,023.00	962,023.00	-

## CURRENT FUND - APPROPRIATIONS

8. GENERAL APPROPRIATIONS	FCOA		Appropriated				Expended 2025	
(A) Operations - (continued)			for 2026	for 2025	for 2025 By Emergency Appropriation	Total for 2025 As Modified By All Transfers	Paid or Charged	Reserved
<b>Public and Private Programs Offset by Revenues</b>								
Community-Based Deer Management Program	41-594	2		15,057.00		15,057.00	15,057.00	-
Comprehensive Cancer Control Grant	41-605	2		45,000.00		45,000.00	45,000.00	-
Comprehensive Traffic Safety Program	41-739	2		68,992.00		68,992.00	68,992.00	-
Continuum of Care Grant	41-811	2		6,073,792.00		6,073,792.00	6,073,792.00	-
County Clerk - Berkeley Heights Special School Election	40-881	2	65,462.89			-	-	-
County Clerk - Clark Special School Election	40-881	2		64,286.08		64,286.08	64,286.08	-
County Clerk - Early Voting	41-664	2	74,770.00	73,050.00		73,050.00	73,050.00	-
County Clerk - Mail-In Voter Education Program	41-664	2		90.00		90.00	90.00	-
County Clerk - Scotch Plains/Fanwood Special Election	40-881	2		122,997.86		122,997.86	122,997.86	-
County Clerk-Westfield Spec Schl Election Reimb.	40-881	2	115,588.11	106,290.43		106,290.43	106,290.43	-
County Environmental Health Act - CEHA	41-601	2		256,524.00		256,524.00	256,524.00	-
County Wide Comprehensive Alcohol Program	41-660	2	1,013,040.00	794,341.00		794,341.00	794,341.00	-
Match	41-660	2	146,534.00	102,941.00		102,941.00	102,941.00	-
Data-Driven Decision Making: Org. Enhancement Prog.	41-634	2	23,233.00			-	-	-
Digital Equity Training Grant	41-830	2		1,000,000.00		1,000,000.00	1,000,000.00	-
East Front Street Intersection Improvements - Plainfield	41-857	2		83,000.00		83,000.00	83,000.00	-
Family Court Services	41-554	2	248,737.00	248,737.00		248,737.00	248,737.00	-

## CURRENT FUND - APPROPRIATIONS

8. GENERAL APPROPRIATIONS	FCOA		Appropriated				Expended 2025	
(A) Operations - (continued)			for 2026	for 2025	for 2025 By Emergency Appropriation	Total for 2025 As Modified By All Transfers	Paid or Charged	Reserved
<b>Public and Private Programs Offset by Revenues</b>								
FTA Section 5310 Mobility Management Program	41-776	2	240,000.00	240,000.00		240,000.00	240,000.00	-
Match	41-776	2	60,000.00	60,000.00		60,000.00	60,000.00	-
Green Acres Prog.: Stewardship - Deserted Village Improv	41-684	2	191,000.00			-	-	-
Green Acres Program: Jake's Law Grant	41-684	2		1,000,000.00		1,000,000.00	1,000,000.00	-
Grn Acres Prog.: Local Park Dev. Grt-Wheeler Spray Park	41-684	2		1,575,000.00		1,575,000.00	1,575,000.00	-
Hazardous Materials Emergency Preparedness	41-734	2		12,000.00		12,000.00	12,000.00	-
HOME ARP Grant	41-857	2		6,662.00		6,662.00	6,662.00	-
Human Services Advisory Council (HSAC) Grant	41-660	2		336,284.00		336,284.00	336,284.00	-
Match	41-660	2		15,900.00		15,900.00	15,900.00	-
Insurance Fraud Reimbursement Program	41-554	2	250,000.00	250,000.00		250,000.00	250,000.00	-
Jail Diversion Project	40-586	2	66,950.00	66,950.00		66,950.00	66,950.00	-
Jersey Assistance Community Caregivers (JACC)	41-657	2	75,000.00	105,980.00		105,980.00	105,980.00	-
Juvenile Justice Innovations Grant(JDAI)	41-554	2	120,000.00	120,000.00		120,000.00	120,000.00	-
LEAP County Coordinator Fellowship Grant	41-664	2		67,010.63		67,010.63	67,010.63	-
LIHEAP-Low Income Energy Assistance Program	41-857	2		18,136.00		18,136.00	18,136.00	-
Local Core Capacity for Public Hlth Emerg Prep LINCS Gt	41-779	2		304,894.00		304,894.00	304,894.00	-
Local Recreational Improvements	41-671	2		84,000.00		84,000.00	84,000.00	-

**CURRENT FUND - APPROPRIATIONS**

8. GENERAL APPROPRIATIONS  (A) Operations - (continued)	FCOA		Appropriated				Expended 2025	
			for 2026	for 2025	for 2025 By Emergency Appropriation	Total for 2025 As Modified By All Transfers	Paid or Charged	Reserved
<b>Public and Private Programs Offset by Revenues</b>								
Logisticare Solutions - TITLE XIX	41-589	2	40,000.00	40,000.00		40,000.00	40,000.00	-
Mental Health First Aid Grant (MHFA)	41-804	2		10,000.00		10,000.00	10,000.00	-
Multi-Juris County Gang, Gun & Narcotics Task Force	41-691	2		127,375.00		127,375.00	127,375.00	-
Municipal Alliance Program	41-506	2	232,708.00	244,862.00		244,862.00	244,862.00	-
NACCHO MRC Operational Readiness Award	41-779	2		10,000.00		10,000.00	10,000.00	-
New Jersey State Council on the Arts ( NJSCA)	41-660	2	437,658.00	434,400.00		434,400.00	434,400.00	-
NJ DFD Code Blue (CB) Support	41-650	2	15,000.00	130,000.00		130,000.00	130,000.00	-
NJ Div. of Public Welfare - Home Health Care	40-658	2	100,000.00	100,000.00		100,000.00	100,000.00	-
NJ Historical Commission Grant	41-689	2	98,069.00	87,955.00		87,955.00	87,955.00	-
Match	41-689	2	37,500.00	37,500.00		37,500.00	37,500.00	-
NJACCHO Sustaining Public Health Grant	41-779	2		24,951.00		24,951.00	24,951.00	-
NJDOT Local Bridge Bond Act of 1999	41-589	2		43,724.40		43,724.40	43,724.40	-
NJ-Job Access & Reverse Commute (JARC)	41-589	2	7,000.00	395,000.00		395,000.00	395,000.00	-
Match	41-589	2	7,000.00	395,000.00		395,000.00	395,000.00	-
NJSNAP Application Assistance (SFRF) Grant	41-646	2		292,716.00		292,716.00	292,716.00	-
NJTransit Sr Citizen Disabled Resident Transp.(SCDRTAP)	41-657	2	2,100,735.00	1,983,442.00		1,983,442.00	1,983,442.00	-
NY Connects to Union Cty (E. Coast Greenway Bikeway)	41-589	2		1,000,000.00		1,000,000.00	1,000,000.00	-

## CURRENT FUND - APPROPRIATIONS

8. GENERAL APPROPRIATIONS	FCOA		Appropriated				Expended 2025	
(A) Operations - (continued)			for 2026	for 2025	for 2025 By Emergency Appropriation	Total for 2025 As Modified By All Transfers	Paid or Charged	Reserved
<b>Public and Private Programs Offset by Revenues</b>								
Office on Aging - State Grant	41-657	2	58,000.00	58,000.00		58,000.00	58,000.00	-
Operation Helping Hand	41-549	2		110,526.31		110,526.31	110,526.31	-
Opioid Litigation Recovery Funds	41-660	2	55,828.48	757,121.46		757,121.46	757,121.46	-
Paratransit - Aging	41-655	2	50,000.00	100,000.00		100,000.00	100,000.00	-
Paul Coverdell (Forensic Science Improvement Grant)	41-729	2		25,650.00		25,650.00	25,650.00	-
Personal Attendant Services Program	41-649	2		61,776.00		61,776.00	61,776.00	-
Pipeline Emergency Response Grant (PERG)	41-769	2		36,000.00		36,000.00	36,000.00	-
Public Safety Answering Point (PSAP)	41-554	2		763,276.93		763,276.93	763,276.93	-
Rahway Valley Rails to Trails TAP Grant	41-559	2	750,000.00			-	-	-
Rec Opp For Ind. With Disabilities (ROID)	41-669	2		35,000.00		35,000.00	35,000.00	-
Match	41-669	2		7,000.00		7,000.00	7,000.00	-
Recycling Enhancement Act Grant	41-570	2		526,500.00		526,500.00	526,500.00	-
Respite Care	41-657	2	352,000.00	362,000.00		362,000.00	362,000.00	-
Right to Know	41-620	2		16,401.00		16,401.00	16,401.00	-
Senior Farmers Market - Nutrition Program	41-830	2	4,669.00	4,669.00		4,669.00	4,669.00	-
Sexual Assault and Rape Program(SAARC)	41-660	2		710,778.00		710,778.00	710,778.00	-
						-	-	-

## CURRENT FUND - APPROPRIATIONS

8. GENERAL APPROPRIATIONS	FCOA		Appropriated				Expended 2025	
(A) Operations - (continued)			for 2026	for 2025	for 2025 By Emergency Appropriation	Total for 2025 As Modified By All Transfers	Paid or Charged	Reserved
<b>Public and Private Programs Offset by Revenues</b>								
Sexual Assault Nurse Examiner - SANE	41-611	2		173,877.00		173,877.00	173,877.00	-
Match	41-611	2		43,469.00		43,469.00	43,469.00	-
SFY'26 State Appropriations Act - Micro Transit Service	41-559	2	750,000.00			-	-	-
SNAP Admin. Funding (ARPA)	41-823	2	131,277.00			-	-	-
Social Services - Community Block Grant (CBG)	41-652	2	3,000,000.00			-	-	-
Social Services for the Homeless - SSH	41-652	2	439,509.00	879,018.00		879,018.00	879,018.00	-
Social Services for the Homeless (SSH) - TANF	41-830	2	77,652.00	155,304.00		155,304.00	155,304.00	-
Special Enforcement Grant (Frmly STEP)	41-739	2		51,000.00		51,000.00	51,000.00	-
State Health Insurance Program-SHIP	41-612	2		38,000.00		38,000.00	38,000.00	-
State/Community Partnership Program	41-660	2	736,143.00	736,143.00		736,143.00	736,143.00	-
Stop Violence Against Women Act (VAWA)	41-613	2		45,686.00		45,686.00	45,686.00	-
Match	41-613	2		15,229.00		15,229.00	15,229.00	-
Strengthening Local Public Health Program	41-634	2		42,534.00		42,534.00	42,534.00	-
Subregional Transportation Planning Prog.	41-766	2		187,277.50		187,277.50	187,277.50	-
SYWEP-WFNJ	41-648	2		380,948.00		380,948.00	380,948.00	-
SYWEP-WIOA-Set Aside	41-857	2		1,615,852.00		1,615,852.00	1,615,852.00	-
Tecan-UCPO Settlement	40-576	2	50,000.00			-	-	-

## CURRENT FUND - APPROPRIATIONS

8. GENERAL APPROPRIATIONS	FCOA		Appropriated				Expended 2025	
(A) Operations - (continued)			for 2026	for 2025	for 2025 By Emergency Appropriation	Total for 2025 As Modified By All Transfers	Paid or Charged	Reserved
<b>Public and Private Programs Offset by Revenues</b>								
UCBOE - ADA Training	41-664	2		2,800.00		2,800.00	2,800.00	-
UCBOE - Ballot Drop Box	41-660	2	141,986.66	135,397.50		135,397.50	135,397.50	-
UCBOE - Berkeley Heights Special School Election	40-881	2	43,100.00			-	-	-
UCBOE - Clark Special School Board Election	40-881	2		48,500.00		48,500.00	48,500.00	-
UCBOE - Early Voting	41-664	2	1,346,726.56	1,381,198.17		1,381,198.17	1,381,198.17	-
UCBOE - Election Day Poll Worker Pay Incentive	41-877	2	1,074,500.00	1,049,750.00		1,049,750.00	1,049,750.00	-
UCBOE - Hillside Run-Off Election	40-881	2	41,975.00			-	-	-
UCBOE - Scotch Plains/Fanwood Special Election	40-881	2		46,200.00		46,200.00	46,200.00	-
UCBOE - Westfield School Board Election Grant	40-881	2	34,800.00	34,000.00		34,000.00	34,000.00	-
Union County Improving Library Shared Services	41-660	2		125,000.00		125,000.00	125,000.00	-
Universal Service Fund-CWA Administration	41-652	2		11,595.00		11,595.00	11,595.00	-
Urban Area Security Initiative - UASI	41-734	2		352,193.12		352,193.12	352,193.12	-
Veterans Paratransit Program	41-820	2		12,000.00		12,000.00	12,000.00	-
Victim Witness Advocacy - VOCA	41-734	2		444,087.00		444,087.00	444,087.00	-
Match	41-734	2		111,022.00		111,022.00	111,022.00	-
WIOA - Adult Prgram	41-816	2		1,402,091.00		1,402,091.00	1,402,091.00	-
WIOA - Dislocated Worker Program	41-816	2		2,153,345.00		2,153,345.00	2,153,345.00	-



## CURRENT FUND - APPROPRIATIONS

8. GENERAL APPROPRIATIONS	FCOA		Appropriated				Expended 2025	
(A) Operations - (continued)			for 2026	for 2025	for 2025 By Emergency Appropriation	Total for 2025 As Modified By All Transfers	Paid or Charged	Reserved
Public and Private Programs Offset by Revenues (continued)	XXXXXX		XXXXXXXXXX	XXXXXXXXXX	XXXXXXXXXX	XXXXXXXXXX	XXXXXXXXXX	XXXXXXXXXX
						-	-	-
						-	-	-
						-	-	-
						-	-	-
						-	-	-
						-	-	-
						-	-	-
						-	-	-
						-	-	-
						-	-	-
<b>Total Public and Private Programs Offset by Revenues</b>	<b>40-999</b>		29,799,685.16	44,724,791.14	-	44,724,791.14	44,518,522.14	206,269.00
	XXXXXX		XXXXXXXXXX	XXXXXXXXXX	XXXXXXXXXX	XXXXXXXXXX	XXXXXXXXXX	XXXXXXXXXX
<b>Total Operations</b>			430,734,301.63	426,188,026.71	1,041,583.15	427,229,609.86	400,453,213.12	26,776,396.74
<b>B. Contingent</b>	<b>34-305</b>	<b>2</b>	50,000.00	50,000.00	XXXXXXXXXX	50,000.00	-	50,000.00
<b>Total Operations Including Contingent</b>			430,784,301.63	426,238,026.71	1,041,583.15	427,279,609.86	400,453,213.12	26,826,396.74
<b>Detail:</b>								
<b>Salaries &amp; Wages</b>	<b>34-305</b>	<b>1</b>	160,503,074.54	161,896,280.04	-	160,961,280.04	144,676,188.62	16,285,091.42
<b>Other Expenses</b>	<b>34-305</b>	<b>2</b>	270,281,227.09	264,341,746.67	1,041,583.15	266,318,329.82	255,777,024.50	10,541,305.32



## CURRENT FUND - APPROPRIATIONS

8. GENERAL APPROPRIATIONS	FCOA		Appropriated				Expended 2025	
(C) Capital Improvements			for 2026	for 2025	for 2025 By Emergency Appropriation	Total for 2025 As Modified By All Transfers	Paid or Charged	Reserved
						-		-
						-		-
						-		-
						-		-
						-		-
						-		-
<b>Public and Private Programs Offset by Revenues:</b>	XXXXXX		XXXXXXXXXX	XXXXXXXXXX	XXXXXXXXXX	XXXXXXXXXX	XXXXXXXXXX	XXXXXXXXXX
New Jersey Transportation Trust Fund Authority Act	41-865					-		-
						-		-
						-		-
						-		-
						-		-
						-		-
						-		-
						-		-
						-		-
						-		-
						-		-
						-		-
<b>Total Capital Improvements</b>	<b>44-999</b>		1,000,000.00	6,050,000.00	-	6,050,000.00	6,050,000.00	-

## CURRENT FUND - APPROPRIATIONS

8. GENERAL APPROPRIATIONS	FCOA		Appropriated				Expended 2025	
(D) County Debt Service			for 2026	for 2025	for 2025 By Emergency Appropriation	Total for 2025 As Modified By All Transfers	Paid or Charged	Reserved
<b>1. Payment of Bond Principal:</b>	XXXXX					-		XXXXXXXXXX
(a) County College Bonds	45-920	2	3,375,000.00	3,245,000.00		3,245,000.00	3,245,000.00	XXXXXXXXXX
(b) State Aid - County College Bonds (N.J.S.A. 18A:64A-22.6)	45-920	2	4,185,000.00	3,925,000.00		3,925,000.00	3,925,000.00	XXXXXXXXXX
(c) Vocational School Bonds	45-920	2	3,570,000.00	3,485,000.00		3,485,000.00	3,485,000.00	XXXXXXXXXX
(d) Other Bonds	45-920	2	38,935,000.00	38,465,000.00		38,465,000.00	38,465,000.00	XXXXXXXXXX
<b>2. Payment of Bond Anticipation Notes:</b>	45-925	2				-		XXXXXXXXXX
<b>3. Interest on Bonds:</b>	XXXXX					-		XXXXXXXXXX
(a) County College Bonds	45-930	2	378,457.00	496,669.00		496,669.00	496,668.75	XXXXXXXXXX
(b) State Aid - County College Bonds (N.J.S.A. 18A:64A-22.6)	45-930	2	872,970.00	883,338.00		883,338.00	883,337.54	XXXXXXXXXX
(c) Vocational School Bonds	45-930	2	608,241.00	723,497.00		723,497.00	723,496.88	XXXXXXXXXX
(d) Other Bonds	45-930	2	7,206,475.00	8,659,085.00		8,659,085.00	8,359,084.36	XXXXXXXXXX
<b>4. Interest on Notes:</b>	45-935	2	1,971,200.00	1,300,000.00		1,300,000.00	1,286,416.66	XXXXXXXXXX
						-		XXXXXXXXXX
						-		XXXXXXXXXX
						-		XXXXXXXXXX
						-		XXXXXXXXXX
						-		XXXXXXXXXX
						-		XXXXXXXXXX
						-		XXXXXXXXXX
						-		XXXXXXXXXX
						-		XXXXXXXXXX

## CURRENT FUND - APPROPRIATIONS

8. GENERAL APPROPRIATIONS	FCOA		Appropriated				Expended 2025	
(D) County Debt Service			for 2026	for 2025	for 2025 By Emergency Appropriation	Total for 2025 As Modified By All Transfers	Paid or Charged	Reserved
<b>Green Trust Loan Program:</b>	XXXXXX		XXXXXXXXXX	XXXXXXXXXX	XXXXXXXXXX	XXXXXXXXXX	XXXXXXXXXX	XXXXXXXXXX
Loan Repayments for Principal and Interest	45-940				-			XXXXXXXXXX
					-			XXXXXXXXXX
LEASE TO IMPROV. AUTHORITY-DEBT SERVICE					-			XXXXXXXXXX
U.C.I.A.-Lease Payment	45-941	2	18,870,055.00	18,977,765.00		18,977,765.00	17,041,963.65	XXXXXXXXXX
U.C.I.A. - State Aid - County College						-		XXXXXXXXXX
Bonds (N.J.S. 18A:64A-22.6)	45-942	2	810,219.00	809,719.00		809,719.00	796,177.76	XXXXXXXXXX
	XXXXX		XXXXXXXXXX	XXXXXXXXXX	XXXXXXXXXX	XXXXXXXXXX	XXXXXXXXXX	XXXXXXXXXX
					-			XXXXXXXXXX
DAM RESTORATION LOAN					-			XXXXXXXXXX
Loan Repayments For Principal & Interest	45-943	2	209,541.00	209,541.00		209,541.00	209,540.31	XXXXXXXXXX
						-		XXXXXXXXXX
						-		XXXXXXXXXX
						-		XXXXXXXXXX
						-		XXXXXXXXXX
						-		XXXXXXXXXX
						-		XXXXXXXXXX
						-		XXXXXXXXXX
						-		XXXXXXXXXX
<b>Total County Debt Service</b>	<b>45-999</b>		80,992,158.00	81,179,614.00	-	81,179,614.00	78,916,685.91	XXXXXXXXXX



## CURRENT FUND - APPROPRIATIONS

8. GENERAL APPROPRIATIONS	FCOA		Appropriated				Expended 2025	
(E) Deferred Charges and Statutory Expenditures			for 2026	for 2025	for 2025 By Emergency Appropriation	Total for 2025 As Modified By All Transfers	Paid or Charged	Reserved
<b>(1) DEFERRED CHARGES:</b>	XXXXXX		XXXXXXXXXX	XXXXXXXXXX	XXXXXXXXXX	XXXXXXXXXX	XXXXXXXXXX	XXXXXXXXXX
				XXXXXXXXXX	-		XXXXXXXXXX	
				XXXXXXXXXX	-		XXXXXXXXXX	
				XXXXXXXXXX	-		XXXXXXXXXX	
				XXXXXXXXXX	-		XXXXXXXXXX	
				XXXXXXXXXX	-		XXXXXXXXXX	
				XXXXXXXXXX	-		XXXXXXXXXX	
				XXXXXXXXXX	-		XXXXXXXXXX	
				XXXXXXXXXX	-		XXXXXXXXXX	
				XXXXXXXXXX	-		XXXXXXXXXX	
				XXXXXXXXXX	-		XXXXXXXXXX	
				XXXXXXXXXX	-		XXXXXXXXXX	
				XXXXXXXXXX	-		XXXXXXXXXX	
				XXXXXXXXXX	-		XXXXXXXXXX	
				XXXXXXXXXX	-		XXXXXXXXXX	
				XXXXXXXXXX	-		XXXXXXXXXX	
				XXXXXXXXXX	-		XXXXXXXXXX	
<b>TOTAL DEFERRED CHARGES</b>	XXXXXX		1,041,583.43	2.66	XXXXXXXXXX	2.66	2.66	XXXXXXXXXX

## CURRENT FUND - APPROPRIATIONS

8. GENERAL APPROPRIATIONS	FCOA		Appropriated				Expended 2025	
(E) Deferred Charges and Statutory Expenditures			for 2026	for 2025	for 2025 By Emergency Appropriation	Total for 2025 As Modified By All Transfers	Paid or Charged	Reserved
<b>(2) STATUTORY EXPENDITURES:</b>	xxxxxx		xxxxxxxxxx	xxxxxxxxxx	xxxxxxxxxx	xxxxxxxxxx	xxxxxxxxxx	xxxxxxxxxx
Contribution to:			xxxxxxxxxx	xxxxxxxxxx	xxxxxxxxxx	xxxxxxxxxx	xxxxxxxxxx	xxxxxxxxxx
Public Employees' Retirement System	36-471	2	18,297,936.00	18,590,520.00		18,590,520.00	18,440,520.00	150,000.00
Social Security System (O.A.S.I.)	36-472	2	11,000,000.00	11,000,000.00		11,000,000.00	8,839,818.14	2,160,181.86
Police and Fireman's Retirement System	36-474	2	15,936,668.00	15,383,873.00		15,383,873.00	15,083,873.00	300,000.00
County Pension and Retirement Fund	36-475	2				-		-
Defined Contribution Retirement Plan (DCRP)	36-477	2	115,000.00	115,000.00		115,000.00	74,875.94	40,124.06
Unemployment Compensation Insurance						-		-
(N.J.S.A. 43:21-3 et seq)		2	25,000.00	25,000.00		25,000.00	25,000.00	-
						-		-
						-		-
<b>Total Statutory Expenditures - County</b>	<b>46-999</b>		45,374,604.00	45,114,393.00	-	45,114,393.00	42,464,087.08	2,650,305.92
<b>Total Deferred Charges and Statutory Expenditures - County</b>			46,416,187.43	45,114,395.66	-	45,114,395.66	42,464,089.74	2,650,305.92
	xxxxxx		xxxxxxxxxx	xxxxxxxxxx	xxxxxxxxxx	xxxxxxxxxx	xxxxxxxxxx	xxxxxxxxxx
<b>(F) Judgments (N.J.S.A. 40A:4-45.3cc)</b>	<b>37-480</b>					-		xxxxxxxxxx
	xxxxxx		xxxxxxxxxx	xxxxxxxxxx	xxxxxxxxxx	xxxxxxxxxx	xxxxxxxxxx	xxxxxxxxxx
<b>(G) Cash Deficit of Preceding Year</b>	<b>46-885</b>				xxxxxxxxxx	-		xxxxxxxxxx
<b>9. TOTAL GENERAL APPROPRIATIONS</b>	<b>34-309</b>		559,192,647.06	558,582,036.37	1,041,583.15	559,623,619.52	527,883,988.77	29,476,702.66

## CURRENT FUND - APPROPRIATIONS

8. GENERAL APPROPRIATIONS	FCOA	Appropriated				Expended 2025	
Summary of Appropriations		for 2026	for 2025	for 2025 By Emergency Appropriation	Total for 2025 As Modified By All Transfers	Paid or Charged	Reserved
(A) Operations:		xxxxxxxxx	xxxxxxxxx	xxxxxxxxx	xxxxxxxxx	xxxxxxxxx	xxxxxxxxx
Subtotal Operations (Including (B) Contingent)	xxxxxx	400,984,616.47	381,513,235.57	1,041,583.15	382,554,818.72	355,934,690.98	26,620,127.74
Public and Private Programs Offset by Revenues	xxxxxx	29,799,685.16	44,724,791.14	-	44,724,791.14	44,518,522.14	206,269.00
Total Operations Including Contingent		430,784,301.63	426,238,026.71	1,041,583.15	427,279,609.86	400,453,213.12	26,826,396.74
(C) Capital Improvements		1,000,000.00	6,050,000.00	-	6,050,000.00	6,050,000.00	-
(D) County Debt Service		80,992,158.00	81,179,614.00	-	81,179,614.00	78,916,685.91	xxxxxxxxx
(E) (1) Total Deferred Charges		1,041,583.43	2.66	xxxxxxxxx	2.66	2.66	xxxxxxxxx
(2) Total Statutory Expenditures		45,374,604.00	45,114,393.00	-	45,114,393.00	42,464,087.08	2,650,305.92
Total Deferred Charges and Statutory Expenditures		46,416,187.43	45,114,395.66	-	45,114,395.66	42,464,089.74	2,650,305.92
(F) Judgements		-	-	-	-	-	xxxxxxxxx
(G) Cash Deficit		-	-	xxxxxxxxx	-	-	xxxxxxxxx
<b>Total General Appropriations</b>	<b>34-499</b>	559,192,647.06	558,582,036.37	1,041,583.15	559,623,619.52	527,883,988.77	29,476,702.66

**Dedication by Rider - (N.J.S.A. 40A: 4-39) dedicated revenues anticipated during the year 2026 from:**

Dedication by Rider- (N.J.S.A. 40a: 4-39) "The dedicated revenues anticipated during the year 2026 from Bequest; Escheat; Unemployment Compensation Insurance; Tax Board Fees; Housing and Community Development Act 1974; Workers Compensation Insurance Fund; Weights and Measures; Employee Benefit Trust; County Clerk Filing Fees; Register of Deeds; Self Insurance; Prosecutor Disposal of Forfeited Properties; Surrogate Return of Fees; Human Services Donations; Recreation Trust; Parks and Recreation Special Programs Donations; Sheriff Disposal of Forfeited Properties; Rental Rehabilitation; Paid Prescription Plan; Joint Purchasing; Open Space, Recreation, Farmland and Historic Preservation; County Sheriff; Outside Employment-Off Duty Police; 9-11 Donations; Accumulated Absences; NJ Sales Tax; Homeless Trust Fund; Nutrition Aging Donations; Respite Care Donations; Paratransit Donations; Sheriff Life Saver Donations; Rape Crisis Donations; Pistol Range Donations; Forensic Lab Fees; Police Training; Inmate Welfare Fund; Environmental Quality & Enforcement Fund; 150th Anniversary Donations; Cinderella's Closet Donations; County Prosecutors-Forfeited Property Fund; Parking Offenses Adjudication Act; and Storm Recovery Trust Fund are hereby anticipated as revenue and are hereby appropriated for the purpose to which said revenue is dedicated by statute or other legal requirement."

are hereby anticipated as revenue and are hereby appropriated for the purpose to which said revenue is dedicated by statute or other legal requirement.

**APPENDIX TO BUDGET STATEMENT**

**CURRENT FUND BALANCE SHEET - DECEMBER 31, 2025**

<b>ASSETS</b>		
Cash and Investments	1110100	245,675,360.57
State Road Aid Allotments Receivable	1111000	
Federal and State Grants Receivable	1110200	
Receivables with Offsetting Reserves:	<b>XXXXXX</b>	<b>XXXXXXXX</b>
Taxes Receivable - Added and Omitted	1110300	1,559,898.89
Other Receivables	1110600	202,093,565.28
Deferred Charges Required to be in 2026 Budget	1110700	1,041,583.15
Deferred Charges Required to be in Budgets Subsequent to 2026	1110800	
Total Assets	1110900	450,370,407.89

**LIABILITIES, RESERVES AND SURPLUS**

*Cash Liabilities	2110100	49,262,672.48
Reserves for Receivables	2110200	203,653,464.17
Surplus	2110300	197,454,271.24
Total Liabilities, Reserves and Surplus	<b>XXXXXX</b>	450,370,407.89

**COMPARATIVE STATEMENT OF CURRENT FUND OPERATIONS AND  
CHANGE IN CURRENT SURPLUS**

		<b>YEAR 2025</b>	<b>YEAR 2024</b>
Surplus Balance, January 1st	2310100	198,327,914.35	196,182,767.38
<b>CURRENT REVENUE ON A CASH BASIS:</b>	<b>XXXXXX</b>	<b>XXXXXXXXXX</b>	<b>XXXXXXXXXX</b>
Current Taxes: *(Percentage Collected 2025: 100%; 2024: 100%)	2310200	380,263,119.10	373,722,967.17
Tax Relief Fund (N.J.S.A. 22A:2-7)	2310300		
Other Revenues and Additions to Income	2310400	205,839,244.28	275,680,333.76
Total Funds	2310500	784,430,277.73	845,586,068.31
<b>EXPENDITURES AND TAX REQUIREMENTS:</b>	<b>XXXXXX</b>	<b>XXXXXXXXXX</b>	<b>XXXXXXXXXX</b>
Budget Appropriations	2310600	557,360,691.43	622,638,880.53
Other Expenditures and Deductions from Income	2311000	30,656,898.21	24,619,273.43
Changes in Interfund Balances	2311000		
Total Expenditures and Tax Requirements	2311100	588,017,589.64	647,258,153.96
Less: Expenditures to be Raised by Future Taxes	2311200	1,041,583.15	
Total Adjusted Expenditures and Tax Requirements	2311300	586,976,006.49	647,258,153.96
Surplus Balance - December 31st	2311400	197,454,271.24	198,327,914.35

\*Nearest even percentage may be used

**Proposed Use of Current Fund Surplus in 2026 Budget**

Surplus Balance December 31, 2025	2311500	197,454,271.24
Current Surplus Anticipated in 2026 Budget	2311600	42,000,000.00
Surplus Balance Remaining	2311700	155,454,271.24

**CAPITAL BUDGET AND CAPITAL IMPROVEMENT PROGRAM**

This section is included with the Annual Budget pursuant to N.J.A.C. 5:30-4. It does not in itself confer any authorization to raise or expend funds. Rather it is a document used as part of the local unit's planning and management program. Specific authorization to expend funds for purposes described in this section must be granted elsewhere, by a separate bond ordinance, by inclusion of a line item in the Capital Improvement Section of this budget, by an ordinance taking the money from the Capital Improvement Fund, or other lawful means.

**CAPITAL BUDGET**

- A plan for all capital expenditures for the current fiscal year.

If no Capital Budget is included, check the reason why:

- Total capital expenditures this year do not exceed \$25,000, including appropriations for Capital Improvement Fund, Capital Line items and Down Payments on Improvements.
- No bond ordinances are planned this year.

**CAPITAL IMPROVEMENT PROGRAM**

- A multi-year list of planned capital projects, including the current year.

Check appropriate box for number of years covered, including current year:

- 3 years. (Population under 10,000)
- 6 years. (Over 10,000 and all county governments)
- years exceeding minimum time period.
- Check if county is under 10,000, has not expended more than \$25,000 annually for capital purposes in immediately previous three years, and is not adopting CIP.

**COUNTY OF UNION**  
**NARRATIVE FOR CAPITAL IMPROVEMENT PROGRAM**

The 2026 Union County Capital Improvement Program has been developed with cooperation, consideration and recommendation of the County Manager, Department Heads and Constitutional Officers.

The 2026 Capital Budget totals \$44,754,201 of which \$8,433,911 is combined anticipated grants for the Division of Engineering and the Parks & Recreation Department. The amount of \$34,921,229 will be derived from County funds (bonds and notes authorized) and \$1,399,061 from the Capital Improvement Fund.

**CAPITAL BUDGET (Current Year Action)  
2026**

Local Unit

COUNTY OF UNION

1 PROJECT TITLE	2 PROJECT NUMBER	3 ESTIMATED TOTAL COST	4 AMOUNTS RESERVED IN PRIOR YEARS	PLANNED FUNDING SERVICES FOR CURRENT YEAR - 2026					6 TO BE FUNDED IN FUTURE YEARS
				5a 2026 Budget Appropriations	5b Capital Improvement Fund	5c Capital Surplus	5d Grants in Aid and Other Funds	5e Debt Authorized	
UST Replacement		1,515,000.00			75,750.00			1,439,250.00	
		-							
Record Book Preservation		35,000.00			1,750.00			33,250.00	
IBM Servers		160,590.00			8,030.00			152,560.00	
Cloudflare		2,400.00			120.00			2,280.00	
Document Binders		10,000.00			500.00			9,500.00	
		-							
Parks Fiber Project		505,000.00			25,250.00			479,750.00	
County Fiber Project		777,700.00			38,885.00			738,815.00	
Camera Equipment		555,500.00			27,775.00			527,725.00	
		-							
2026 Roads, Intersections, Bridges & Minor Bridge Projects		2,020,000.00			101,000.00			1,919,000.00	
2026 Roads, Intersections, Bridges & Minor Bridge Projects		6,752,911.00			3,343.00		6,686,050.00	63,518.00	
2026 DOT Bridge Project		1,765,340.00			874.00		1,747,861.00	16,605.00	
DAMS		1,010,000.00			50,500.00			959,500.00	
Professional Services		900,000.00			45,000.00			855,000.00	
Equipment		101,000.00			5,050.00			95,950.00	
		-							
<b>TOTAL - THIS PAGE</b>	<b>XXXXX</b>	16,110,441.00	-	-	383,827.00	-	8,433,911.00	7,292,703.00	-

**CAPITAL BUDGET (Current Year Action)  
2026**

Local Unit

COUNTY OF UNION

1 PROJECT TITLE	2 PROJECT NUMBER	3 ESTIMATED TOTAL COST	4 AMOUNTS RESERVED IN PRIOR YEARS	PLANNED FUNDING SERVICES FOR CURRENT YEAR - 2026					6 TO BE FUNDED IN FUTURE YEARS
				5a 2026 Budget Appropriations	5b Capital Improvement Fund	5c Capital Surplus	5d Grants in Aid and Other Funds	5e Debt Authorized	
Vehicles		252,500.00			12,625.00			239,875.00	
		-							
Utility Trucks		303,000.00			15,150.00			287,850.00	
Shade Tree Crane Truck		353,500.00			17,675.00			335,825.00	
Sweeper		505,000.00			25,250.00			479,750.00	
CAT 930 Loader		378,750.00			18,938.00			359,812.00	
CAT New Parts		50,500.00			2,525.00			47,975.00	
		-							
Deserted Village Improvements		303,000.00			15,150.00			287,850.00	
Professional Services - Planetarium		650,000.00			32,500.00			617,500.00	
Professional Services - Rahway River Park		200,000.00			10,000.00			190,000.00	
Warinanco Dog Park Improvements		252,500.00			12,625.00			239,875.00	
Galloping Hill Patio Replacement		1,111,000.00			55,550.00			1,055,450.00	
Rutgers Ave Stream Stabilization		101,000.00			5,050.00			95,950.00	
Drone		35,000.00			1,750.00			33,250.00	
Zamboni		606,000.00			30,300.00			575,700.00	
Bedknife Grinder - Ash Brook		40,000.00			2,000.00			38,000.00	
Mowers - Ash Brook		274,720.00			13,736.00			260,984.00	
<b>TOTAL - THIS PAGE</b>	<b>XXXXX</b>	5,416,470.00	-	-	270,824.00	-	-	5,145,646.00	-

**CAPITAL BUDGET (Current Year Action)  
2026**

Local Unit

COUNTY OF UNION

1 PROJECT TITLE	2 PROJECT NUMBER	3 ESTIMATED TOTAL COST	4 AMOUNTS RESERVED IN PRIOR YEARS	PLANNED FUNDING SERVICES FOR CURRENT YEAR - 2026					6 TO BE FUNDED IN FUTURE YEARS
				5a 2026 Budget Appropriations	5b Capital Improvement Fund	5c Capital Surplus	5d Grants in Aid and Other Funds	5e Debt Authorized	
Reel Grinder - Ash Brook		72,720.00			3,636.00			69,084.00	
Roller & Trailer - Ash Brook		50,500.00			2,525.00			47,975.00	
Briant Park Dredging - Env. Svcs		202,000.00			10,100.00			191,900.00	
Upper Echo Lake Dredging - Env. Svcs		202,000.00			10,100.00			191,900.00	
Rahway River Bank Stream Stabilization - Env. Svcs		202,000.00			10,100.00			191,900.00	
Greenbrook Park Groundwater Rise Mitigation - Env. Svcs		252,500.00			12,625.00			239,875.00	
Deserted Village Roof Replacement - Env. Svcs		126,250.00			6,313.00			119,937.00	
Masker's Barn Building & Parking Improvements - Env. Svcs		1,161,500.00			58,075.00			1,103,425.00	
Deserted Village House #5 Furnance Replacement - Env. Svcs		8,000.00			400.00			7,600.00	
Deserted Village Emergency Generators - Env. Svcs		121,200.00			6,060.00			115,140.00	
Watchung Reservation Park Entry Gates - Env. Svcs		202,000.00			10,100.00			191,900.00	
Watchung Reservation Loop Area Improvements - Env. Svcs		50,500.00			2,525.00			47,975.00	
Front End Loader - Env. Svcs		65,650.00			3,283.00			62,367.00	
Dump Trailer - Env. Svcs		20,000.00			1,000.00			19,000.00	
Workboat - Env. Svcs		121,200.00			6,060.00			115,140.00	
648 Trailers - Galloping Hill		9,000.00			450.00			8,550.00	
Fairway Mower - Galloping Hill		86,860.00			4,343.00			82,517.00	
Mini Excavator - Galloping Hill		45,000.00			2,250.00			42,750.00	
<b>TOTAL - THIS PAGE</b>	<b>XXXXX</b>	2,998,880.00	-	-	149,945.00	-	-	2,848,935.00	-

**CAPITAL BUDGET (Current Year Action)  
2026**

Local Unit

COUNTY OF UNION

1 PROJECT TITLE	2 PROJECT NUMBER	3 ESTIMATED TOTAL COST	4 AMOUNTS RESERVED IN PRIOR YEARS	PLANNED FUNDING SERVICES FOR CURRENT YEAR - 2026					6 TO BE FUNDED IN FUTURE YEARS
				5a 2026 Budget Appropriations	5b Capital Improvement Fund	5c Capital Surplus	5d Grants in Aid and Other Funds	5e Debt Authorized	
Mowers - Galloping Hill		30,000.00			1,500.00			28,500.00	
Nordic Plows - Galloping Hill		10,000.00			500.00			9,500.00	
Pro Bunker Machine - Galloping Hill		33,000.00			1,650.00			31,350.00	
Roller & Trailer - Galloping Hill		25,000.00			1,250.00			23,750.00	
Sidewinder - Galloping Hill		51,510.00			2,576.00			48,934.00	
Sod Cutter - Galloping Hill		9,000.00			450.00			8,550.00	
Sprayer - Galloping Hill		121,200.00			6,060.00			115,140.00	
Sweep-n-Fill Broom - Galloping Hill		9,000.00			450.00			8,550.00	
Topdresser - Galloping Hill		26,500.00			1,325.00			25,175.00	
Turbine Blower - Galloping Hill		9,000.00			450.00			8,550.00	
Clubhouse Renovation - Galloping Hill		101,000.00			5,050.00			95,950.00	
Audio/Visual System Replacement - WSC		91,910.00			4,596.00			87,314.00	
Tractor w/ Cab & Front Bucket - Watchung Stables		75,750.00			3,788.00			71,962.00	
Heavy Duty Pickup Truck w/ Horse Trailer - Watchung Stables		80,800.00			4,040.00			76,760.00	
		-							
Athletic Field Goals & Sports Equipment		101,000.00			5,050.00			95,950.00	
Fencing		252,500.00			12,625.00			239,875.00	
Park Amenities		202,000.00			10,100.00			191,900.00	
<b>TOTAL - THIS PAGE</b>	<b>XXXXX</b>	1,229,170.00	-	-	61,460.00	-	-	1,167,710.00	-

**CAPITAL BUDGET (Current Year Action)  
2026**

Local Unit

COUNTY OF UNION

1 PROJECT TITLE	2 PROJECT NUMBER	3 ESTIMATED TOTAL COST	4 AMOUNTS RESERVED IN PRIOR YEARS	PLANNED FUNDING SERVICES FOR CURRENT YEAR - 2026					6 TO BE FUNDED IN FUTURE YEARS
				5a 2026 Budget Appropriations	5b Capital Improvement Fund	5c Capital Surplus	5d Grants in Aid and Other Funds	5e Debt Authorized	
Playground/Splash Pad Replacement Parts		151,500.00			7,575.00			143,925.00	
Professional Services - Rahway River Park		50,000.00			2,500.00			47,500.00	
Professional Services		100,000.00			5,000.00			95,000.00	
Rizzuto Splash Pad Renovation		101,000.00			5,050.00			95,950.00	
Stream Stabilization at Washington Ave Park		202,000.00			10,100.00			191,900.00	
Crowd Control Barricades w/ Trailer		25,000.00			1,250.00			23,750.00	
Dump Trailers		40,000.00			2,000.00			38,000.00	
Excavators		171,700.00			8,585.00			163,115.00	
Grounds Maintenance Equipment		161,600.00			8,080.00			153,520.00	
Mid Area Mowers		454,500.00			22,725.00			431,775.00	
Roll-Off Dumpster		8,000.00			400.00			7,600.00	
Skid Steer Loader		80,800.00			4,040.00			76,760.00	
Slope Mowers		191,900.00			9,595.00			182,305.00	
Small Area Mowers		101,000.00			5,050.00			95,950.00	
Top Dresser for Turf Fields		50,500.00			2,525.00			47,975.00	
Trash Dumpers for Pick-Up Trucks		151,500.00			7,575.00			143,925.00	
Trash Dumpsters		30,000.00			1,500.00			28,500.00	
Utility Vehicles		181,800.00			9,090.00			172,710.00	
<b>TOTAL - THIS PAGE</b>	<b>XXXXX</b>	2,252,800.00	-	-	112,640.00	-	-	2,140,160.00	-

**CAPITAL BUDGET (Current Year Action)  
2026**

Local Unit

COUNTY OF UNION

1 PROJECT TITLE	2 PROJECT NUMBER	3 ESTIMATED TOTAL COST	4 AMOUNTS RESERVED IN PRIOR YEARS	PLANNED FUNDING SERVICES FOR CURRENT YEAR - 2026					6 TO BE FUNDED IN FUTURE YEARS
				5a 2026 Budget Appropriations	5b Capital Improvement Fund	5c Capital Surplus	5d Grants in Aid and Other Funds	5e Debt Authorized	
Wide Area Mowers		681,750.00			34,088.00			647,662.00	
Wood Chippers w/ Winches		141,400.00			7,070.00			134,330.00	
Bucket Truck		156,550.00			7,828.00			148,722.00	
Large Garbage Truck		303,000.00			15,150.00			287,850.00	
Mason Dump Truck		505,000.00			25,250.00			479,750.00	
Roll-Off Truck		272,700.00			13,635.00			259,065.00	
Single Axle Dump Truck		151,500.00			7,575.00			143,925.00	
Small Garbage Truck		232,300.00			11,615.00			220,685.00	
		-							
Motorola NPX Portable Radios		509,829.00			25,491.00			484,338.00	
PCs, Laptops, Servers, Peripherals		171,700.00			8,585.00			163,115.00	
Printers		20,000.00			1,000.00			19,000.00	
Networking Equipment		75,750.00			3,788.00			71,962.00	
Chevy Tahoes		214,625.00			10,731.00			203,894.00	
Sprinter Van & Tahoes		193,415.00			9,671.00			183,744.00	
Flooring		158,570.00			7,929.00			150,641.00	
Mini-Split HVAC System		25,000.00			1,250.00			23,750.00	
Panasonic Toughbook 55		12,395.00			620.00			11,775.00	
<b>TOTAL - THIS PAGE</b>	<b>XXXXX</b>	3,825,484.00	-	-	191,276.00	-	-	3,634,208.00	-

**CAPITAL BUDGET (Current Year Action)  
2026**

Local Unit

COUNTY OF UNION

1 PROJECT TITLE	2 PROJECT NUMBER	3 ESTIMATED TOTAL COST	4 AMOUNTS RESERVED IN PRIOR YEARS	PLANNED FUNDING SERVICES FOR CURRENT YEAR - 2026					6 TO BE FUNDED IN FUTURE YEARS
				5a 2026 Budget Appropriations	5b Capital Improvement Fund	5c Capital Surplus	5d Grants in Aid and Other Funds	5e Debt Authorized	
Radio Push-to-Talk Earpieces		30,000.00			1,500.00			28,500.00	
		-							
Laptop Replacements		35,000.00			1,750.00			33,250.00	
Froehlich Building Camera Project		126,250.00			6,313.00			119,937.00	
Network Storage Hard Drive		75,750.00			3,788.00			71,962.00	
Network Switches		75,750.00			3,788.00			71,962.00	
Ballistic Microscope Replacement		303,000.00			15,150.00			287,850.00	
Unmanned Aerial Vehicles		50,500.00			2,525.00			47,975.00	
Next Generation 9-1-1		3,030,000.00			151,500.00			2,878,500.00	
Dispatch Computer/Network Upgrade		252,500.00			12,625.00			239,875.00	
		-							
Fire Academy/EMS Computer Replacements		43,000.00			2,150.00			40,850.00	
Radio Communications System		505,000.00			25,250.00			479,750.00	
		-							
Credit Card Machines		15,000.00			750.00			14,250.00	
Computers, Printers, Laptops, Peripherals		25,000.00			1,250.00			23,750.00	
Upgrading technology and peripherals		15,000.00			750.00			14,250.00	
		-							
<b>TOTAL - THIS PAGE</b>	<b>XXXXX</b>	4,581,750.00	-	-	229,089.00	-	-	4,352,661.00	-

**CAPITAL BUDGET (Current Year Action)  
2026**

Local Unit

COUNTY OF UNION

1 PROJECT TITLE	2 PROJECT NUMBER	3 ESTIMATED TOTAL COST	4 AMOUNTS RESERVED IN PRIOR YEARS	PLANNED FUNDING SERVICES FOR CURRENT YEAR - 2026					6 TO BE FUNDED IN FUTURE YEARS
				5a 2026 Budget Appropriations	5b Capital Improvement Fund	5c Capital Surplus	5d Grants in Aid and Other Funds	5e Debt Authorized	
2027 Ch 12 Funding Requests Facilities Projects		6,925,206.00						6,925,206.00	
		-							
Instructional Equipment - Campus Wide		707,000.00						707,000.00	
Classroom Furniture - Campus Wide		101,000.00						101,000.00	
Non-Instructional Equipment - Campus Wide		50,500.00						50,500.00	
Fitness Center Upgrades		50,500.00						50,500.00	
Renovations - Campus Wide		101,000.00						101,000.00	
Courtyard Upgrades		101,000.00						101,000.00	
Safety & Security Upgrades - Campus Wide		202,000.00						202,000.00	
Roof Replacements		101,000.00						101,000.00	
		-							
Dump Trucks		-							
Chipper		-							
Portable Air Compressor		-							
Tandem Dump Trucks		-							
Roll Off Truck		-							
Single Axle Dump Truck		-							
Tractor		-							
<b>TOTAL - THIS PAGE</b>	<b>XXXXX</b>	8,339,206.00	-	-	-	-	-	8,339,206.00	-

**CAPITAL BUDGET (Current Year Action)  
2026**

Local Unit

COUNTY OF UNION

1 PROJECT TITLE	2 PROJECT NUMBER	3 ESTIMATED TOTAL COST	4 AMOUNTS RESERVED IN PRIOR YEARS	PLANNED FUNDING SERVICES FOR CURRENT YEAR - 2026					6 TO BE FUNDED IN FUTURE YEARS
				5a 2026 Budget Appropriations	5b Capital Improvement Fund	5c Capital Surplus	5d Grants in Aid and Other Funds	5e Debt Authorized	
Pick Up Trucks		-							
Small Rollers		-							
		-							
		-							
		-							
		-							
		-							
		-							
		-							
		-							
		-							
		-							
		-							
		-							
		-							
		-							
		-							
		-							
<b>TOTAL - ALL PROJECTS</b>	<b>XXXXX</b>	44,754,201.00	-	-	1,399,061.00	-	8,433,911.00	34,921,229.00	-

**6 YEAR CAPITAL PROGRAM - 2026 to 2031  
ANTICIPATED PROJECT SCHEDULE AND FUNDING REQUIREMENTS**

Local Unit

COUNTY OF UNION

1 PROJECT TITLE	2 PROJECT NUMBER	3 ESTIMATED TOTAL COST	4 Estimated Completion Time	FUNDING AMOUNTS PER BUDGET YEAR					
				5a 2026	5b 2027	5c 2028	5d 2029	5e 2030	5f 2031
UST Replacement		1,515,000.00		1,500,000.00					
		-							
Record Book Preservation		35,000.00		35,000.00					
IBM Servers		160,590.00		159,000.00					
Cloudflare		2,400.00		2,400.00					
Document Binders		10,000.00		10,000.00					
		-							
Parks Fiber Project		505,000.00		500,000.00					
County Fiber Project		777,700.00		770,000.00					
Camera Equipment		555,500.00		550,000.00					
		-							
2026 Roads, Intersections, Bridges & Minor Bridge Projects		2,020,000.00		2,000,000.00	3,000,000.00	3,000,000.00	3,000,000.00	3,000,000.00	
2026 Roads, Intersections, Bridges & Minor Bridge Projects		6,752,911.00		6,686,050.00	7,000,000.00	7,000,000.00	7,000,000.00	7,000,000.00	
2026 DOT Bridge Project		1,765,340.00		1,747,861.00	1,900,000.00	1,900,000.00	1,900,000.00	1,900,000.00	
DAMS		1,010,000.00		1,000,000.00	300,000.00	300,000.00	300,000.00	300,000.00	
Professional Services		900,000.00		900,000.00	1,500,000.00	1,500,000.00	1,500,000.00	1,500,000.00	
Equipment		101,000.00		100,000.00	165,000.00	145,000.00	145,000.00	145,000.00	
		-							
<b>TOTAL - THIS PAGE</b>	<b>XXXXX</b>	16,110,441.00	<b>XXXXXXXXXX</b>	15,960,311.00	13,865,000.00	13,845,000.00	13,845,000.00	13,845,000.00	-

**6 YEAR CAPITAL PROGRAM - 2026 to 2031  
ANTICIPATED PROJECT SCHEDULE AND FUNDING REQUIREMENTS**

Local Unit

COUNTY OF UNION

1 PROJECT TITLE	2 PROJECT NUMBER	3 ESTIMATED TOTAL COST	4 Estimated Completion Time	FUNDING AMOUNTS PER BUDGET YEAR					
				5a 2026	5b 2027	5c 2028	5d 2029	5e 2030	5f 2031
Vehicles		252,500.00		250,000.00					
		-							
Utility Trucks		303,000.00		300,000.00	600,000.00			600,000.00	
Shade Tree Crane Truck		353,500.00		350,000.00			350,000.00	350,000.00	
Sweeper		505,000.00		500,000.00			325,000.00		
CAT 930 Loader		378,750.00		375,000.00	300,000.00			300,000.00	
CAT New Parts		50,500.00		50,000.00					
		-							
Deserted Village Improvements		303,000.00		300,000.00					
Professional Services - Planetarium		650,000.00		650,000.00					
Professional Services - Rahway River Park		200,000.00		200,000.00					
Warinanco Dog Park Improvements		252,500.00		250,000.00					
Galloping Hill Patio Replacement		1,111,000.00		1,100,000.00					
Rutgers Ave Stream Stabilization		101,000.00		100,000.00					
Drone		35,000.00		35,000.00					
Zamboni		606,000.00		600,000.00					
Bedknife Grinder - Ash Brook		40,000.00		40,000.00					
Mowers - Ash Brook		274,720.00		272,000.00					
<b>TOTAL - THIS PAGE</b>	<b>XXXXX</b>	5,416,470.00	<b>XXXXXXXXXX</b>	5,372,000.00	900,000.00	-	675,000.00	1,250,000.00	-

**6 YEAR CAPITAL PROGRAM - 2026 to 2031  
ANTICIPATED PROJECT SCHEDULE AND FUNDING REQUIREMENTS**

Local Unit

COUNTY OF UNION

1 PROJECT TITLE	2 PROJECT NUMBER	3 ESTIMATED TOTAL COST	4 Estimated Completion Time	FUNDING AMOUNTS PER BUDGET YEAR					
				5a 2026	5b 2027	5c 2028	5d 2029	5e 2030	5f 2031
Reel Grinder - Ash Brook		72,720.00		72,000.00					
Roller & Trailer - Ash Brook		50,500.00		50,000.00					
Briant Park Dredging - Env. Svcs		202,000.00		200,000.00	5,300,000.00				
Upper Echo Lake Dredging - Env. Svcs		202,000.00		200,000.00	4,800,000.00				
Rahway River Bank Stream Stabilization - Env. Svcs		202,000.00		200,000.00	750,000.00				
Greenbrook Park Groundwater Rise Mitigation - Env. Svcs		252,500.00		250,000.00					
Deserted Village Roof Replacement - Env. Svcs		126,250.00		125,000.00					
Masker's Barn Building & Parking Improvements - Env. Svcs		1,161,500.00		1,150,000.00					
Deserted Village House #5 Furnance Replacement - Env. Svcs		8,000.00		8,000.00					
Deserted Village Emergency Generators - Env. Svcs		121,200.00		120,000.00					
Watchung Reservation Park Entry Gates - Env. Svcs		202,000.00		200,000.00	800,000.00				
Watchung Reservation Loop Area Improvements - Env. Svcs		50,500.00		50,000.00	450,000.00				
Front End Loader - Env. Svcs		65,650.00		65,000.00					
Dump Trailer - Env. Svcs		20,000.00		20,000.00					
Workboat - Env. Svcs		121,200.00		120,000.00					
648 Trailers - Galloping Hill		9,000.00		9,000.00					
Fairway Mower - Galloping Hill		86,860.00		86,000.00					
Mini Excavator - Galloping Hill		45,000.00		45,000.00					
<b>TOTAL - THIS PAGE</b>	<b>XXXXX</b>	2,998,880.00	<b>XXXXXXXXXX</b>	2,970,000.00	12,100,000.00	-	-	-	-

**6 YEAR CAPITAL PROGRAM - 2026 to 2031  
ANTICIPATED PROJECT SCHEDULE AND FUNDING REQUIREMENTS**

Local Unit

COUNTY OF UNION

1 PROJECT TITLE	2 PROJECT NUMBER	3 ESTIMATED TOTAL COST	4 Estimated Completion Time	FUNDING AMOUNTS PER BUDGET YEAR					
				5a 2026	5b 2027	5c 2028	5d 2029	5e 2030	5f 2031
Mowers - Galloping Hill		30,000.00		30,000.00					
Nordic Plows - Galloping Hill		10,000.00		10,000.00					
Pro Bunker Machine - Galloping Hill		33,000.00		33,000.00					
Roller & Trailer - Galloping Hill		25,000.00		25,000.00					
Sidewinder - Galloping Hill		51,510.00		51,000.00					
Sod Cutter - Galloping Hill		9,000.00		9,000.00					
Sprayer - Galloping Hill		121,200.00		120,000.00					
Sweep-n-Fill Broom - Galloping Hill		9,000.00		9,000.00					
Topdresser - Galloping Hill		26,500.00		26,500.00					
Turbine Blower - Galloping Hill		9,000.00		9,000.00					
Clubhouse Renovation - Galloping Hill		101,000.00		100,000.00					
Audio/Visual System Replacement - WSC		91,910.00		91,000.00					
Tractor w/ Cab & Front Bucket - Watchung Stables		75,750.00		75,000.00					
Heavy Duty Pickup Truck w/ Horse Trailer - Watchung Stables		80,800.00		80,000.00					
		-							
Athletic Field Goals & Sports Equipment		101,000.00		100,000.00					
Fencing		252,500.00		250,000.00					
Park Amenities		202,000.00		200,000.00					
<b>TOTAL - THIS PAGE</b>	<b>XXXXX</b>	1,229,170.00	<b>XXXXXXXXXX</b>	1,218,500.00	-	-	-	-	-

**6 YEAR CAPITAL PROGRAM - 2026 to 2031  
ANTICIPATED PROJECT SCHEDULE AND FUNDING REQUIREMENTS**

Local Unit

COUNTY OF UNION

1 PROJECT TITLE	2 PROJECT NUMBER	3 ESTIMATED TOTAL COST	4 Estimated Completion Time	FUNDING AMOUNTS PER BUDGET YEAR					
				5a 2026	5b 2027	5c 2028	5d 2029	5e 2030	5f 2031
Playground/Splash Pad Replacement Parts		151,500.00		150,000.00					
Professional Services - Rahway River Park		50,000.00		50,000.00					
Professional Services		100,000.00		100,000.00					
Rizzuto Splash Pad Renovation		101,000.00		100,000.00					
Stream Stabilization at Washington Ave Park		202,000.00		200,000.00					
Crowd Control Barricades w/ Trailer		25,000.00		25,000.00					
Dump Trailers		40,000.00		40,000.00					
Excavators		171,700.00		170,000.00					
Grounds Maintenance Equipment		161,600.00		160,000.00					
Mid Area Mowers		454,500.00		450,000.00					
Roll-Off Dumpster		8,000.00		8,000.00					
Skid Steer Loader		80,800.00		80,000.00					
Slope Mowers		191,900.00		190,000.00					
Small Area Mowers		101,000.00		100,000.00					
Top Dresser for Turf Fields		50,500.00		50,000.00					
Trash Dumpers for Pick-Up Trucks		151,500.00		150,000.00					
Trash Dumpsters		30,000.00		30,000.00					
Utility Vehicles		181,800.00		180,000.00					
<b>TOTAL - THIS PAGE</b>	<b>XXXXX</b>	2,252,800.00	<b>XXXXXXXXXX</b>	2,233,000.00	-	-	-	-	-

**6 YEAR CAPITAL PROGRAM - 2026 to 2031  
ANTICIPATED PROJECT SCHEDULE AND FUNDING REQUIREMENTS**

Local Unit

COUNTY OF UNION

1 PROJECT TITLE	2 PROJECT NUMBER	3 ESTIMATED TOTAL COST	4 Estimated Completion Time	FUNDING AMOUNTS PER BUDGET YEAR					
				5a 2026	5b 2027	5c 2028	5d 2029	5e 2030	5f 2031
Wide Area Mowers		681,750.00		675,000.00					
Wood Chippers w/ Winches		141,400.00		140,000.00					
Bucket Truck		156,550.00		155,000.00					
Large Garbage Truck		303,000.00		300,000.00					
Mason Dump Truck		505,000.00		500,000.00					
Roll-Off Truck		272,700.00		270,000.00					
Single Axle Dump Truck		151,500.00		150,000.00					
Small Garbage Truck		232,300.00		230,000.00					
		-							
Motorola NPX Portable Radios		509,829.00		504,781.00					
PCs, Laptops, Servers, Peripherals		171,700.00		170,000.00					
Printers		20,000.00		20,000.00					
Networking Equipment		75,750.00		75,000.00					
Chevy Tahoes		214,625.00		212,500.00					
Sprinter Van & Tahoes		193,415.00		191,500.00					
Flooring		158,570.00		157,000.00					
Mini-Split HVAC System		25,000.00		25,000.00					
Panasonic Toughbook 55		12,395.00		12,395.00					
<b>TOTAL - THIS PAGE</b>	<b>XXXXX</b>	3,825,484.00	<b>XXXXXXXXXX</b>	3,788,176.00	-	-	-	-	-

**6 YEAR CAPITAL PROGRAM - 2026 to 2031  
ANTICIPATED PROJECT SCHEDULE AND FUNDING REQUIREMENTS**

Local Unit

COUNTY OF UNION

1 PROJECT TITLE	2 PROJECT NUMBER	3 ESTIMATED TOTAL COST	4 Estimated Completion Time	FUNDING AMOUNTS PER BUDGET YEAR					
				5a 2026	5b 2027	5c 2028	5d 2029	5e 2030	5f 2031
Radio Push-to-Talk Earpieces		30,000.00		30,000.00					
		-							
Laptop Replacements		35,000.00		35,000.00					
Froehlich Building Camera Project		126,250.00		125,000.00					
Network Storage Hard Drive		75,750.00		75,000.00					
Network Switches		75,750.00		75,000.00					
Ballistic Microscope Replacement		303,000.00		300,000.00					
Unmanned Aerial Vehicles		50,500.00		50,000.00					
Next Generation 9-1-1		3,030,000.00		3,000,000.00					
Dispatch Computer/Network Upgrade		252,500.00		250,000.00					
		-							
Fire Academy/EMS Computer Replacements		43,000.00		43,000.00					
Radio Communications System		505,000.00		500,000.00					
		-							
Credit Card Machines		15,000.00		15,000.00					
Computers, Printers, Laptops, Peripherals		25,000.00		25,000.00					
Upgrading technology and peripherals		15,000.00		15,000.00					
		-							
<b>TOTAL - THIS PAGE</b>	<b>XXXXX</b>	4,581,750.00	<b>XXXXXXXXXX</b>	4,538,000.00	-	-	-	-	-

**6 YEAR CAPITAL PROGRAM - 2026 to 2031  
ANTICIPATED PROJECT SCHEDULE AND FUNDING REQUIREMENTS**

Local Unit

COUNTY OF UNION

1 PROJECT TITLE	2 PROJECT NUMBER	3 ESTIMATED TOTAL COST	4 Estimated Completion Time	FUNDING AMOUNTS PER BUDGET YEAR					
				5a 2026	5b 2027	5c 2028	5d 2029	5e 2030	5f 2031
2027 Ch 12 Funding Requests Facilities Projects		6,925,206.00		6,856,640.00					
		-							
Instructional Equipment - Campus Wide		707,000.00		700,000.00	700,000.00	700,000.00	700,000.00	700,000.00	
Classroom Furniture - Campus Wide		101,000.00		100,000.00	100,000.00	100,000.00	100,000.00	100,000.00	
Non-Instructional Equipment - Campus Wide		50,500.00		50,000.00	50,000.00	50,000.00	50,000.00	50,000.00	
Fitness Center Upgrades		50,500.00		50,000.00	50,000.00	50,000.00	50,000.00	50,000.00	
Renovations - Campus Wide		101,000.00		100,000.00	100,000.00	100,000.00	100,000.00	100,000.00	
Courtyard Upgrades		101,000.00		100,000.00	100,000.00	100,000.00	100,000.00	100,000.00	
Safety & Security Upgrades - Campus Wide		202,000.00		200,000.00	200,000.00	200,000.00	200,000.00	200,000.00	
Roof Replacements		101,000.00		100,000.00	100,000.00	100,000.00	100,000.00	100,000.00	
		-							
Dump Trucks		-			450,000.00				
Chipper		-			80,000.00	80,000.00	80,000.00		
Portable Air Compressor		-			100,000.00	100,000.00			
Tandem Dump Trucks		-			600,000.00	500,000.00	500,000.00	750,000.00	750,000.00
Roll Off Truck		-				300,000.00	300,000.00		
Single Axle Dump Truck		-				650,000.00		650,000.00	
Tractor		-				500,000.00			
<b>TOTAL - THIS PAGE</b>	<b>XXXXX</b>	8,339,206.00	<b>XXXXXXXXXX</b>	8,256,640.00	2,630,000.00	3,530,000.00	2,280,000.00	2,800,000.00	750,000.00

**6 YEAR CAPITAL PROGRAM - 2026 to 2031  
ANTICIPATED PROJECT SCHEDULE AND FUNDING REQUIREMENTS**

Local Unit

COUNTY OF UNION

1 PROJECT TITLE	2 PROJECT NUMBER	3 ESTIMATED TOTAL COST	4 Estimated Completion Time	FUNDING AMOUNTS PER BUDGET YEAR					
				5a 2026	5b 2027	5c 2028	5d 2029	5e 2030	5f 2031
Pick Up Trucks		-						60,000.00	150,000.00
Small Rollers		-							100,000.00
		-							
		-							
		-							
		-							
		-							
		-							
		-							
		-							
		-							
		-							
		-							
		-							
		-							
		-							
		-							
		-							
		-							
<b>TOTAL - ALL PROJECTS</b>	<b>XXXXX</b>	44,754,201.00	<b>XXXXXXXXXX</b>	44,336,627.00	29,495,000.00	17,375,000.00	16,800,000.00	17,955,000.00	1,000,000.00

**6 YEAR CAPITAL PROGRAM - 2026 to 2031  
SUMMARY OF ANTICIPATED FUNDING SOURCES AND AMOUNTS**

Local Unit

COUNTY OF UNION

1 Project Title	2 Estimated Total Costs	BUDGET APPROPRIATIONS		4 Capital Improvement Fund	5 Capital Surplus	6 Grants - in - Aid and Other Funds	BONDS AND NOTES			
		3a Current Year 2026	3b Future Years				7a General	7b Self Liquidating	7c Assessment	7d School
UST Replacement	1,515,000.00			75,750.00			1,439,250.00			
	-			-						
Record Book Preservation	35,000.00			1,750.00			33,250.00			
IBM Servers	160,590.00			8,029.50			152,560.00			
Cloudflare	2,400.00			120.00			2,280.00			
Document Binders	10,000.00			500.00			9,500.00			
	-			-						
Parks Fiber Project	505,000.00			25,250.00			479,750.00			
County Fiber Project	777,700.00			38,885.00			738,815.00			
Camera Equipment	555,500.00			27,775.00			527,725.00			
	-			-						
2026 Roads, Intersections, Bridges & Minor Bridge Projects	2,020,000.00			707,000.00			13,433,000.00			
2026 Roads, Intersections, Bridges & Minor Bridge Projects	6,752,911.00			17,343.00		34,686,050.00	329,518.00			
2026 DOT Bridge Project	1,765,340.00			4,674.00		9,347,861.00	88,805.00			
DAMS	1,010,000.00			111,100.00			2,110,900.00			
Professional Services	900,000.00			348,450.00			6,620,550.00			
Equipment	101,000.00			35,350.00			671,650.00			
	-			-						
<b>TOTAL - THIS PAGE</b>	16,110,441.00	-	-	1,401,976.50	-	44,033,911.00	26,637,553.00	-	-	-

**6 YEAR CAPITAL PROGRAM - 2026 to 2031  
SUMMARY OF ANTICIPATED FUNDING SOURCES AND AMOUNTS**

Local Unit

COUNTY OF UNION

1 Project Title	2 Estimated Total Costs	BUDGET APPROPRIATIONS		4 Capital Improvement Fund	5 Capital Surplus	6 Grants - in - Aid and Other Funds	BONDS AND NOTES			
		3a Current Year 2026	3b Future Years				7a General	7b Self Liquidating	7c Assessment	7d School
Vehicles	252,500.00			12,625.00			239,875.00			
	-			-						
Utility Trucks	303,000.00			75,750.00			1,439,250.00			
Shade Tree Crane Truck	353,500.00			53,025.00			1,007,475.00			
Sweeper	505,000.00			41,663.00			791,587.00			
CAT 930 Loader	378,750.00			49,238.00			935,512.00			
CAT New Parts	50,500.00			2,525.00			47,975.00			
	-			-						
Deserted Village Improvements	303,000.00			15,150.00			287,850.00			
Professional Services - Planetarium	650,000.00			32,500.00			617,500.00			
Professional Services - Rahway River Park	200,000.00			10,000.00			190,000.00			
Warinanco Dog Park Improvements	252,500.00			12,625.00			239,875.00			
Galloping Hill Patio Replacement	1,111,000.00			55,550.00			1,055,450.00			
Rutgers Ave Stream Stabilization	101,000.00			5,050.00			95,950.00			
Drone	35,000.00			1,750.00			33,250.00			
Zamboni	606,000.00			30,300.00			575,700.00			
Bedknife Grinder - Ash Brook	40,000.00			2,000.00			38,000.00			
Mowers - Ash Brook	274,720.00			13,736.00			260,984.00			
<b>TOTAL - THIS PAGE</b>	5,416,470.00	-	-	413,487.00	-	-	7,856,233.00	-	-	-

**6 YEAR CAPITAL PROGRAM - 2026 to 2031  
SUMMARY OF ANTICIPATED FUNDING SOURCES AND AMOUNTS**

Local Unit

COUNTY OF UNION

1 Project Title	2 Estimated Total Costs	BUDGET APPROPRIATIONS		4 Capital Improvement Fund	5 Capital Surplus	6 Grants - in - Aid and Other Funds	BONDS AND NOTES			
		3a Current Year 2026	3b Future Years				7a General	7b Self Liquidating	7c Assessment	7d School
Reel Grinder - Ash Brook	72,720.00			3,636.00			69,084.00			
Roller & Trailer - Ash Brook	50,500.00			2,525.00			47,975.00			
Briant Park Dredging - Env. Svcs	202,000.00			277,750.00			5,277,250.00			
Upper Echo Lake Dredging - Env. Svcs	202,000.00			252,500.00			4,797,500.00			
Rahway River Bank Stream Stabilization - Env. Svcs	202,000.00			47,975.00			911,525.00			
Greenbrook Park Groundwater Rise Mitigation - Env. Svcs	252,500.00			12,625.00			239,875.00			
Deserted Village Roof Replacement - Env. Svcs	126,250.00			6,312.50			119,937.00			
Masker's Barn Building & Parking Improvements - Env. Svcs	1,161,500.00			58,075.00			1,103,425.00			
Deserted Village House #5 Furnance Replacement - Env. Svcs	8,000.00			400.00			7,600.00			
Deserted Village Emergency Generators - Env. Svcs	121,200.00			6,060.00			115,140.00			
Watchung Reservation Park Entry Gates - Env. Svcs	202,000.00			50,500.00			959,500.00			
Watchung Reservation Loop Area Improvements - Env. Svcs	50,500.00			25,250.00			479,750.00			
Front End Loader - Env. Svcs	65,650.00			3,282.50			62,367.00			
Dump Trailer - Env. Svcs	20,000.00			1,000.00			19,000.00			
Workboat - Env. Svcs	121,200.00			6,060.00			115,140.00			
648 Trailers - Galloping Hill	9,000.00			450.00			8,550.00			
Fairway Mower - Galloping Hill	86,860.00			4,343.00			82,517.00			
Mini Excavator - Galloping Hill	45,000.00			2,250.00			42,750.00			
<b>TOTAL - THIS PAGE</b>	2,998,880.00	-	-	760,994.00	-	-	14,458,885.00	-	-	-

**6 YEAR CAPITAL PROGRAM - 2026 to 2031  
SUMMARY OF ANTICIPATED FUNDING SOURCES AND AMOUNTS**

Local Unit

COUNTY OF UNION

1 Project Title	2 Estimated Total Costs	BUDGET APPROPRIATIONS		4 Capital Improvement Fund	5 Capital Surplus	6 Grants - in - Aid and Other Funds	BONDS AND NOTES			
		3a Current Year 2026	3b Future Years				7a General	7b Self Liquidating	7c Assessment	7d School
Mowers - Galloping Hill	30,000.00			1,500.00			28,500.00			
Nordic Plows - Galloping Hill	10,000.00			500.00			9,500.00			
Pro Bunker Machine - Galloping Hill	33,000.00			1,650.00			31,350.00			
Roller & Trailer - Galloping Hill	25,000.00			1,250.00			23,750.00			
Sidewinder - Galloping Hill	51,510.00			2,575.50			48,934.00			
Sod Cutter - Galloping Hill	9,000.00			450.00			8,550.00			
Sprayer - Galloping Hill	121,200.00			6,060.00			115,140.00			
Sweep-n-Fill Broom - Galloping Hill	9,000.00			450.00			8,550.00			
Topdresser - Galloping Hill	26,500.00			1,325.00			25,175.00			
Turbine Blower - Galloping Hill	9,000.00			450.00			8,550.00			
Clubhouse Renovation - Galloping Hill	101,000.00			5,050.00			95,950.00			
Audio/Visual System Replacement - WSC	91,910.00			4,595.50			87,314.00			
Tractor w/ Cab & Front Bucket - Watchung Stables	75,750.00			3,787.50			71,962.00			
Heavy Duty Pickup Truck w/ Horse Trailer - Watchung Stables	80,800.00			4,040.00			76,760.00			
	-			-						
Athletic Field Goals & Sports Equipment	101,000.00			5,050.00			95,950.00			
Fencing	252,500.00			12,625.00			239,875.00			
Park Amenities	202,000.00			10,100.00			191,900.00			
<b>TOTAL - THIS PAGE</b>	1,229,170.00	-	-	61,458.50	-	-	1,167,710.00	-	-	-

**6 YEAR CAPITAL PROGRAM - 2026 to 2031  
SUMMARY OF ANTICIPATED FUNDING SOURCES AND AMOUNTS**

Local Unit

COUNTY OF UNION

1 Project Title	2 Estimated Total Costs	BUDGET APPROPRIATIONS		4 Capital Improvement Fund	5 Capital Surplus	6 Grants - in - Aid and Other Funds	BONDS AND NOTES			
		3a Current Year 2026	3b Future Years				7a General	7b Self Liquidating	7c Assessment	7d School
Playground/Splash Pad Replacement Parts	151,500.00			7,575.00			143,925.00			
Professional Services - Rahway River Park	50,000.00			2,500.00			47,500.00			
Professional Services	100,000.00			5,000.00			95,000.00			
Rizzuto Splash Pad Renovation	101,000.00			5,050.00			95,950.00			
Stream Stabilization at Washington Ave Park	202,000.00			10,100.00			191,900.00			
Crowd Control Barricades w/ Trailer	25,000.00			1,250.00			23,750.00			
Dump Trailers	40,000.00			2,000.00			38,000.00			
Excavators	171,700.00			8,585.00			163,115.00			
Grounds Maintenance Equipment	161,600.00			8,080.00			153,520.00			
Mid Area Mowers	454,500.00			22,725.00			431,775.00			
Roll-Off Dumpster	8,000.00			400.00			7,600.00			
Skid Steer Loader	80,800.00			4,040.00			76,760.00			
Slope Mowers	191,900.00			9,595.00			182,305.00			
Small Area Mowers	101,000.00			5,050.00			95,950.00			
Top Dresser for Turf Fields	50,500.00			2,525.00			47,975.00			
Trash Dumpers for Pick-Up Trucks	151,500.00			7,575.00			143,925.00			
Trash Dumpsters	30,000.00			1,500.00			28,500.00			
Utility Vehicles	181,800.00			9,090.00			172,710.00			
<b>TOTAL - THIS PAGE</b>	2,252,800.00	-	-	112,640.00	-	-	2,140,160.00	-	-	-

**6 YEAR CAPITAL PROGRAM - 2026 to 2031  
SUMMARY OF ANTICIPATED FUNDING SOURCES AND AMOUNTS**

Local Unit

COUNTY OF UNION

1 Project Title	2 Estimated Total Costs	BUDGET APPROPRIATIONS		4 Capital Improvement Fund	5 Capital Surplus	6 Grants - in - Aid and Other Funds	BONDS AND NOTES			
		3a Current Year 2026	3b Future Years				7a General	7b Self Liquidating	7c Assessment	7d School
Wide Area Mowers	681,750.00			34,087.50			647,662.00			
Wood Chippers w/ Winches	141,400.00			7,070.00			134,330.00			
Bucket Truck	156,550.00			7,827.50			148,722.00			
Large Garbage Truck	303,000.00			15,150.00			287,850.00			
Mason Dump Truck	505,000.00			25,250.00			479,750.00			
Roll-Off Truck	272,700.00			13,635.00			259,065.00			
Single Axle Dump Truck	151,500.00			7,575.00			143,925.00			
Small Garbage Truck	232,300.00			11,615.00			220,685.00			
	-			-						
Motorola NPX Portable Radios	509,829.00			25,491.45			484,338.00			
PCs, Laptops, Servers, Peripherals	171,700.00			8,585.00			163,115.00			
Printers	20,000.00			1,000.00			19,000.00			
Networking Equipment	75,750.00			3,787.50			71,962.00			
Chevy Tahoes	214,625.00			10,731.25			203,894.00			
Sprinter Van & Tahoes	193,415.00			9,670.75			183,744.00			
Flooring	158,570.00			7,928.50			150,641.00			
Mini-Split HVAC System	25,000.00			1,250.00			23,750.00			
Panasonic Toughbook 55	12,395.00			619.75			11,775.00			
<b>TOTAL - THIS PAGE</b>	3,825,484.00	-	-	191,274.20	-	-	3,634,208.00	-	-	-

**6 YEAR CAPITAL PROGRAM - 2026 to 2031  
SUMMARY OF ANTICIPATED FUNDING SOURCES AND AMOUNTS**

Local Unit

COUNTY OF UNION

1 Project Title	2 Estimated Total Costs	BUDGET APPROPRIATIONS		4 Capital Improvement Fund	5 Capital Surplus	6 Grants - in - Aid and Other Funds	BONDS AND NOTES			
		3a Current Year 2026	3b Future Years				7a General	7b Self Liquidating	7c Assessment	7d School
Radio Push-to-Talk Earpieces	30,000.00			1,500.00			28,500.00			
	-			-						
Laptop Replacements	35,000.00			1,750.00			33,250.00			
Froehlich Building Camera Project	126,250.00			6,312.50			119,937.00			
Network Storage Hard Drive	75,750.00			3,787.50			71,962.00			
Network Switches	75,750.00			3,787.50			71,962.00			
Ballistic Microscope Replacement	303,000.00			15,150.00			287,850.00			
Unmanned Aerial Vehicles	50,500.00			2,525.00			47,975.00			
Next Generation 9-1-1	3,030,000.00			151,500.00			2,878,500.00			
Dispatch Computer/Network Upgrade	252,500.00			12,625.00			239,875.00			
	-			-						
Fire Academy/EMS Computer Replacements	43,000.00			2,150.00			40,850.00			
Radio Communications System	505,000.00			25,250.00			479,750.00			
	-			-						
Credit Card Machines	15,000.00			750.00			14,250.00			
Computers, Printers, Laptops, Peripherals	25,000.00			1,250.00			23,750.00			
Upgrading technology and peripherals	15,000.00			750.00			14,250.00			
	-			-						
<b>TOTAL - THIS PAGE</b>	4,581,750.00	-	-	229,087.50	-	-	4,352,661.00	-	-	-

**6 YEAR CAPITAL PROGRAM - 2026 to 2031  
SUMMARY OF ANTICIPATED FUNDING SOURCES AND AMOUNTS**

Local Unit

COUNTY OF UNION

1 Project Title	2 Estimated Total Costs	BUDGET APPROPRIATIONS		4 Capital Improvement Fund	5 Capital Surplus	6 Grants - in - Aid and Other Funds	BONDS AND NOTES			
		3a Current Year 2026	3b Future Years				7a General	7b Self Liquidating	7c Assessment	7d School
2027 Ch 12 Funding Requests Facilities Projects	6,925,206.00			346,260.30			6,925,206.00			
	-			-						
Instructional Equipment - Campus Wide	707,000.00			35,350.00			3,535,000.00			
Classroom Furniture - Campus Wide	101,000.00			5,050.00			505,000.00			
Non-Instructional Equipment - Campus Wide	50,500.00			2,525.00			252,500.00			
Fitness Center Upgrades	50,500.00			2,525.00			252,500.00			
Renovations - Campus Wide	101,000.00			5,050.00			505,000.00			
Courtyard Upgrades	101,000.00			5,050.00			505,000.00			
Safety & Security Upgrades - Campus Wide	202,000.00			10,100.00			1,010,000.00			
Roof Replacements	101,000.00			5,050.00			505,000.00			
	-			-						
Dump Trucks	-			22,725.00			431,775.00			
Chipper	-			12,120.00			230,280.00			
Portable Air Compressor	-			10,100.00			191,900.00			
Tandem Dump Trucks	-			156,550.00			2,974,450.00			
Roll Off Truck	-			30,300.00			575,700.00			
Single Axle Dump Truck	-			65,650.00			1,247,350.00			
Tractor	-			25,250.00			479,750.00			
<b>TOTAL - THIS PAGE</b>	8,339,206.00	-	-	739,655.30	-	-	20,126,411.00	-	-	-

**6 YEAR CAPITAL PROGRAM - 2026 to 2031  
SUMMARY OF ANTICIPATED FUNDING SOURCES AND AMOUNTS**

Local Unit

COUNTY OF UNION


1 Project Title	2 Estimated Total Costs	BUDGET APPROPRIATIONS		4 Capital Improvement Fund	5 Capital Surplus	6 Grants - in - Aid and Other Funds	BONDS AND NOTES				
		3a Current Year 2026	3b Future Years				7a General	7b Self Liquidating	7c Assessment	7d School	
Pick Up Trucks	-			10,605.00			201,495.00				
Small Rollers	-			5,050.00			95,950.00				
	-			-							
	-			-							
	-			-							
	-			-							
	-			-							
	-			-							
	-			-							
	-			-							
	-			-							
	-			-							
	-			-							
	-			-							
	-			-							
<b>TOTAL - ALL PROJECTS</b>	44,754,201.00	-	-	3,926,228.00	-	44,033,911.00	80,671,266.00	-	-	-	



## SUMMARY OF APPROPRIATIONS

5. GENERAL APPROPRIATIONS:	XXXXXX	XXXXXXXXXXXXXXXXXX
	XXXXXX	XXXXXXXXXXXXXXXXXX
(a & b) Operations Including Contingent		\$ 430,784,301.63
(c) Capital Improvements		\$ 1,000,000.00
(d) County Debt Service		\$ 80,992,158.00
(e) Deferred Charges and Statutory Expenditures - County		\$ 46,416,187.43
(f) Judgments		\$ -
(g) Cash Deficit		\$ -
	XXXXXX	XXXXXXXXXXXXXXXXXX
<b>Total General Appropriations</b>	34-499	<b>\$ 559,192,647.06</b>

It is hereby certified that the within budget is a true copy of the budget finally adopted by resolution of the Board of County Commissioners on the 30th day of April, 2026. It is further certified that each item of revenue and appropriation is set forth in the same amount and by the same title as appeared in the 2026 approved budget and all amendments thereto, if any, which have been previously approved by the Director of Local Government Services.

Certified by me this 30th day of April, 2026, , Clerk

*Signature*

DEDICATED REVENUES FROM TRUST FUND	FCOA	Anticipated		Realized in Cash in 2025	APPROPRIATIONS	FCOA	Appropriated		Expended 2025	
		2026	2025				for 2026	for 2025	Paid or Charged	Reserved
Amount to be Raised By Taxation	54-190	18,383,528.41	16,531,028.80	16,531,028.80	Development of Lands for Recreation and Conservation:		xxxxxxxxxx	xxxxxxxxxx	xxxxxxxxxx	xxxxxxxxxx
					Salaries & Wages	54-385-1	2,367,080.00	1,649,734.00	1,300,526.97	349,207.03
Interest Income	54-113				Other Expenses	54-385-2	9,767,117.90	8,276,560.82	1,400,141.00	6,876,419.82
					Maintenance of Lands for Recreation and Conservation:		xxxxxxxxxx	xxxxxxxxxx	xxxxxxxxxx	-
Reserve Funds:	54-101				Salaries & Wages	54-375-1				-
					Other Expenses	54-372-2	2,500,000.00	2,500,000.00	2,500,000.00	-
					Historic Preservation:		xxxxxxxxxx	xxxxxxxxxx	xxxxxxxxxx	xxxxxxxxxx
					Salaries & Wages	54-176-1				-
					Other Expenses	54-176-2				-
					Debt Service: Loans & Leases		209,540.31	435,172.31	435,172.31	-
					Acquisition of Lands for Recreation and Conservation	54-915-2				-
Total Trust Fund Revenues:	54-299	18,383,528.41	16,531,028.80	16,531,028.80	Acquisition of Farmland	54-916-2				-
<b>Summary of Program</b>					Down Payments on Improvements	54-902-2				-
					Debt Service:		xxxxxxxxxx	xxxxxxxxxx	xxxxxxxxxx	xxxxxxxxxx
Year Referendum Passed/Implemented:		11/7/2001			Payment of Bond Principal	54-920-2	2,460,935.95	2,459,499.95	2,459,499.95	xxxxxxxxxx
Rate Assessed:		\$ 0.0150			Payment of Bond Anticipation Notes and Capital Notes	54-925-2				xxxxxxxxxx
Total Tax Collected to date:		\$ 261,961,366.79			Interest on Bonds	54-930-2	1,078,854.25	1,210,061.72	1,210,061.72	xxxxxxxxxx
Total Expended to date:		\$ 229,516,411.55			Interest on Notes	54-935-2				xxxxxxxxxx
Total Acreage Preserved to date:		322.0000			Reserve for Future Use	54-950-2				-
Recreation land preserved in 2025:		(Acres)			Total Trust Fund Appropriations:	54-499	18,383,528.41	16,531,028.80	9,305,401.95	7,225,626.85
Farmland preserved in 2025:		(Acres)								

**Annual List of Change Orders Approved  
Pursuant to N.J.A.C. 5:30-11**

Contracting Unit: COUNTY OF UNION

Year Ending: December 31, 2025

The following is a complete list of all change orders which caused the originally awarded contract price to be exceeded by more than 20 percent. For regulatory details please consult N.J.A.C. 5:30-11.1 et seq. Please identify each change order by name of the project.

N/A

For each change order listed above, submit with introduced budget a copy of the governing body resolution authorizing the change order and an Affidavit of Publication for the newspaper notice required by N.J.A.C. 5:30-11.9(d). (Affidavit must include a copy of the newspaper notice.)

If you have not had a change order exceeding the 20 percent threshold for the year indicated above, please check here  and certify below.

26-Mar-26

Date

  
Clerk of the Board of County Commissioners

2026

UNION COUNTY  
BOARD OF COUNTY COMMISSIONERS

JOSEPH BODEK, *CHAIR*

REBECCA WILLIAMS, *VICE-CHAIR*

JAMES E. BAKER, JR.

MICHÈLE S. DELISFORT

LOURDES M. LEON

ALEXANDER MIRABELLA

STANLEY J. NERON

KIMBERLY PALMIERI-MOURED

JOSEPH SIGNORELLO III

EDWARD T. OATMAN, *COUNTY MANAGER*

JAMES E. PELLETTIERE, RMC, *CLERK OF THE BOARD*

BRUCE BERGEN, ESQ, *COUNTY COUNSEL*